

## A.46 Housing Element Public Outreach Collateral

This section copies of outreach flyers, community “fact sheets” and other outreach materials made available to the general public.




# CITY OF ENCINITAS 2021-2029 HOUSING ELEMENT UPDATE COMMUNITY WORKSHOP

The City of Encinitas is kicking off the update for the 2021-2029 Housing Element! Learn about the State's requirements of the update process, what minor changes are expected from the recently adopted Housing Element, and the schedule for public input.

**WHEN:** Monday, November 18, 2019, 6 p.m.

**WHERE:** Council Chambers,  
505 South Vulcan Ave.






# CITY OF ENCINITAS 2021-2029 HOUSING ELEMENT UPDATE COMMUNITY WORKSHOP

The City of Encinitas is preparing the draft 2021-2029 Housing Element Update. Attend this workshop to learn about the draft document and provide your feedback.

Please visit the Housing Element website to view a draft of the document:  
<https://encinitasca.gov/I-Want-To/Housing-Plan-Update/Housing-Update-2021-2029>



**WHEN:** Monday, February 10, 2020, 6 p.m.  
**WHERE:** Community and Senior Center,  
1140 Oakcrest Park Drive

For questions, please contact Jennifer Gates, Principal Planner at (760) 633-2714 or [jgates@encinitasca.gov](mailto:jgates@encinitasca.gov)

The City of Encinitas is in the process of updating the 2021-2029 Housing Element. This Fact Sheet is intended to answer commonly asked questions and provide information about the update process.

### What is a Housing Element?


The Housing Element is a city-initiated policy document that provides direction for the implementation of various programs to meet the existing and projected future housing needs of all economic segments of the Encinitas community. The Housing Element provides policies, programs and actions that support and encourage the production of housing units for all income levels.

#### Key Features of the Housing Element:

- Population and housing profile of Encinitas
- Evaluation of housing constraints and resources
- Evaluation of existing programs and policies
- Analysis of sites appropriate for housing
- Develop policies, programs & quantified objectives

### What is the Regional Housing Needs Assessment (RHNA) Process?

The RHNA process is mandated by state law to quantify the need for housing. This informs local planning processes to address existing and future housing need resulting from growth in population, employment and households. For the 2021-2029 Planning Period, The City of Encinitas is allocated an estimated number of units to accommodate growth by income category. The Housing Element must provide sites to accommodate this estimated growth.



### 2021 - 2029 City of Encinitas RHNA Housing Needs Allocation

Income Category	% of Median Family Income (MFI)	Income Range <sup>1</sup>		RHNA Allocation (Housing Units)
		Min.	Max.	
Very Low Income	0 – 50%	\$0	\$43,150	469 units
Low Income	51 – 80%	\$43,151	\$69,040	369 units
Moderate Income	81 – 120%	\$69,041	\$103,560	308 units
Above Moderate Income	>120%	\$103,560	> \$103,560	408 units
<b>Total:</b>				<b>1,554 units</b>

<sup>1</sup> Income range is based on the 2019 HUD Median Family Income (MFI) for San Diego County of \$86,300.

## Why is the City Updating the Housing Element?

The City of Encinitas is required by state law to update its Housing Element every eight years. The current adopted Housing Element is for the 2013-2021 planning period. The City is now planning for the 2021-2029 planning period.

### *Importance of updating the Housing Element:*

- Ensures the City complies with State housing laws
- Allows the City to become eligible for State grants and funding sources
- Demonstrates the ability to meet future housing growth needs
- Allows the community to further engage in the planning process

## What is Included in the Update Process?

The update process is community-based and will include a variety of activities to interface with the Encinitas community. Key features include:


- A series of community workshops and public meetings
- Comprehensive review of demographics in the community to reflect existing conditions
- Completion of adequate sites analysis to meet 2021-2029 RHNA
- Public Hearings before the Planning Commission and City Council

## How Can You Participate in the Update Process?

There are a variety of ways you can participate throughout the planning process:

- Two Community Workshops will be held on November 18, 2019 and January 27, 2020 for community members to come and learn about the process and provide their feedback and guidance to the City
- Review and provide comments on the public draft available in January 2020

## Project Timeline



For updated information;

<https://encinitasca.gov/I-Want-To/Housing-Plan-Update/Housing-Update-2021-2029>

or contact:

Jennifer Gates, Principal Planner, City of Encinitas

JGates@encinitasca.gov or at (760) 633-2714

**La ciudad de Encinitas está en el proceso de actualizar el Elemento de Vivienda 2021-2029. Esta hoja de datos está diseñada para responder preguntas comunes y proporcionar información sobre el proceso de actualización.**

### ¿Qué es el Elemento de Vivienda?

El Elemento de Vivienda es un documento de políticas creado por la ciudad que proporciona instrucción para la implementación de varios programas para cumplir con necesidades de vivienda existentes y proyectadas al futuro de todos los sectores económicos de la comunitario de Encinitas. El Elemento de Vivienda proporciona políticas, programas y acciones que apoyan y fomentan la producción de unidades de vivienda para todos los niveles de ingresos.

#### *Características principales del Elemento de Vivienda:*

- Perfil de población y vivienda de Encinitas
- Evaluación de las limitaciones de los viviendas y recursos
- Evaluación de programas y políticas existentes
- Análisis de lugares apropiados para viviendas
- Desarrollo de políticas, programas y objetivos cuantificados

### ¿Qué es el Proceso de Evaluación de las Necesidades de Vivienda Regional (RHNA)?

El proceso RHNA es una orden estatal para cuantificar la necesidad de viviendas. Esto sirve de base a los procesos de planificación local para abordar las necesidades de vivienda actuales y futuras resultantes del crecimiento de la población, el empleo y los hogares. Para el período de planificación 2021-2029, a la ciudad de Encinitas se le asigna un número estimado de unidades para acomodar el crecimiento por categoría de ingresos. El Elemento de Vivienda debe proporcionar sitios para acomodar este crecimiento estimado.



### Asignación de Viviendas RHNA 2021-2029 para la Ciudad de Encinitas

Categoría de ingresos	% Promedio de Ingresos Familiares (MFI)	Rango de ingresos <sup>1</sup>		Asignación de RHNA (Unidades de Viviendas)
		Mín.	Máx.	
Ingresos Muy Bajos	0 – 50%	\$0	\$43,150	469 unidades
Ingresos Bajos	51 – 80%	\$43,151	\$69,040	369 unidades
Ingresos Moderados	81 – 120%	\$69,041	\$103,560	308 unidades
Ingresos Por Encima de lo Moderado	>120%	\$103,560	> \$103,560	408 unidades
<b>Total:</b>				<b>1,554 unidades</b>

<sup>1</sup> El rango de ingresos se basa en el Ingreso Familiar Medio (MFI) de 2019 del HUD para el condado de San Diego de \$86,300 dólares.

## ¿Por qué la ciudad está actualizando el Elemento de Vivienda?

A la ciudad de Encinitas se le requiere por ley estatal que actualice su Elementos de vivienda cada ocho años. EEl actual Elemento de Vivienda adoptado es para el periodo de planificación 2013-2021. La ciudad está ahora planeando para el periodo de planificación 2021-2029.

*Importancia de la actualización del Elemento de Vivienda:*

- Asegura que la ciudad cumpla con las leyes de vivienda del Estado
- Permite a la ciudad tener derecho a subvenciones y fuentes de financiación del Estado
- Demuestra la capacidad de satisfacer las necesidades del crecimiento de viviendas en el futuro
- Permite a la comunidad seguir participando en el proceso de planificación

## ¿Qué está incluido en el proceso de actualización?


El proceso de actualización se basa en la comunidad e incluirá diversas actividades para interactuar con la comunidad de Encinitas. Entre las principales características se incluyen:

- Una serie de talleres comunitarios y reuniones públicas
- Una revisión comprensiva de la demografía de la comunidad para reflejar las condiciones actuales
- Finalización del análisis de los sitios adecuados para cumplir con el RHNA 2021-2029
- Audiencias públicas ante la Comisión de Planificación y el Consejo de la Ciudad

## ¿Cómo puede participar en el proceso de actualización?

Hay una variedad de formas en las que se puede participar a lo largo del proceso de planificación:

- Están programados dos talleres comunitarios el 18 de noviembre de 2019 y el 27 de enero de 2020 para que los miembros de la comunidad vengan y conozcan el proceso y proporcionen sus comentarios a la Ciudad
- Revisar y ofrecer comentarios sobre el borrador público disponible en enero 2020



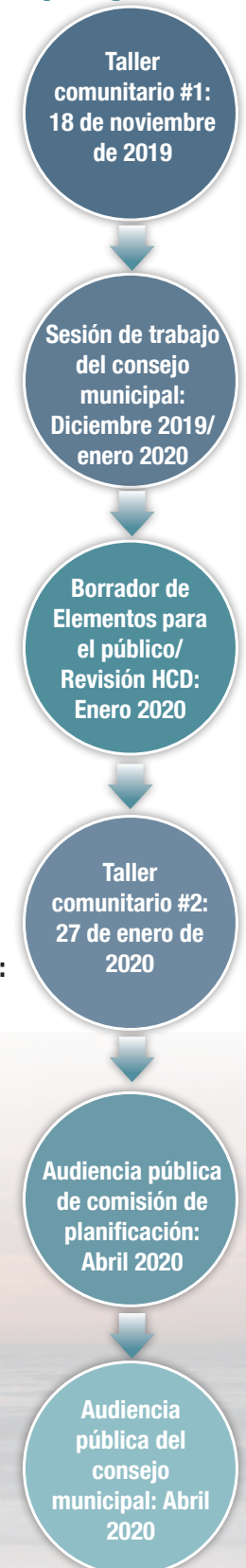
Para información actualizada:

<https://encinitasca.gov/I-Want-To/Housing-Plan-Update/Housing-Update-2021-2029>

O comuníquese con:

Jennifer Gates, Planificadora Principal, Ciudad de Encinitas  
 JGates@encinitasca.gov o al (760) 633-2714

## Cronograma de proyecto



**A.57 City of Encinitas Consolidated Plan Survey Responses**

The summary memo identifying the City's most pressing community needs as part of the development of the FY 2020-25 Consolidated Plan is included within this appendix.





**TO:** Jennifer Gates, Principal Planner, City of Encinitas

**FROM:** Erica Snyder, Principal, LeSar Development Consultants  
Brendan Dentino, Associate, LeSar Development Consultants

**DATE:** November 4, 2019

**SUBJECT:** Consolidated Plan Community Engagement Summary

---

In accordance with the 2020-2025 Consolidated Plan (ConPlan) Scope of Work, LeSar Development Consultants (LDC) developed and conducted community participation events with the City of Encinitas in compliance with its Community Participation Plan and 24 CFR § 91.105. This memo reports the completion of the initial community participation process and summarizes the results and themes that emerged from the many community engagement events.

Below are the outcomes of the community participation process grouped by event. These results and themes informed the ConPlan proposed goals in this memo and will ultimately guide investment of Community Development Block Grants (CDBG) within the City's low-to-moderate income (LMI) communities.

Two additional opportunities for community feedback will occur later in the development of the ConPlan: a public hearing and the public comment period. Each of these events are mandated by federal regulations and will occur in Spring 2020 when the City formally considers the adoption of the draft ConPlan. The outcomes of these events will be documented in the finalized ConPlan.

Community meetings. In October 2019, the City held two community meetings at the Encinitas Library. At the first meeting on October 14, twenty-seven (27) community members provided feedback on what they believed are Encinitas' most pressing community needs. At the second meeting on October 21, eleven (11) people attended. A total of 38 people participated in the two forums, whereas just five people participated in meetings during the development of the last ConPlan.

Quantitative results were collected at the meetings through a dot voting exercise, in which participants voted for what they believed were the community's most pressing individual needs, as well as ranking seven broad areas of needs on a worksheet. The ranking of broad areas of needs was weighted based on the order in which respondents listed them. For example, if affordable housing was listed as the top area of need, then it received seven points. If infrastructure was ranked second, then it received six points, and so on. Below are the results of these rankings:

---

San Diego Headquarters  
404 Euclid Ave, Suite 212  
San Diego, CA 92114  
619-236-0612 phone  
619-236-0613 fax

Berkeley Office  
2150 Kittredge St, Suite 3A  
Berkeley, CA 94704  
510-859-7100 phone

Los Angeles Office  
448 S. Hill Street, Suite 618  
Los Angeles, CA 90013  
213-612-4545 phone  
213-488-3468 fax

[www.lesardevelopment.com](http://www.lesardevelopment.com)

Areas of Need	
Community Need	Weighted vote
Affordable Housing	128
Housing and Support for People Experiencing Homelessness	128
Infrastructure	107
Community Services	102
Economic Development	93
Accommodations for those with Special Needs	90
Community Facilities	68

For the dot voting exercise, attendees were given four stickers, numbered one through four, and voted for individual needs. The dot voting was weighted so that if someone put a sticker labeled with the number one on a need, then that need received four points. A 'two' sticker received three points, and so on. The individual needs were developed using the options from the community needs survey. Below are the results of the dot voting exercise:

Individual needs	
Community Need	Weighted Vote
Housing programs	66
Street improvements	42
Homelessness housing and services	37
Public transit	34
Mental health and substance abuse services	33
Support services for special needs	25
Technological improvements	12
Health services	11
Public health and safety	9
Economic services	9
Water/sewage improvements	8
Community spaces	5
Residential improvements	0

In addition to dot voting and ranking areas of needs, participants recorded their responses to open-ended prompts on Post-It notes and worksheets, allowing LDC to collect qualitative feedback. Overwhelmingly, written comments addressed housing and homelessness needs. Other popular topics were infrastructure and transportation needs. All written comments are attached.

Survey. An online survey addressing the ConPlan and community needs was posted online in September and was closed on October 31. There were 273 total responses to the survey, all in English, marking a 320 percent increase in responses from the previous ConPlan. Most questions received between 190 and 200 responses, likely due to some respondents who did not proceed with the survey after answering the first question. All survey data is attached. Below are key findings.

With 99 votes, infrastructure needs was of most importance to the greatest number of respondents. Following infrastructure, affordable housing and economic development were the next top needs.

- Community facilities. Parks and recreational facilities were by far the most chosen need with community facilities. The next five needs in this category scored within seven percentage points from one another, indicating an even spread among priority needs.
- Infrastructure. Sidewalk improvements were the highest priority within the infrastructure category, which correlates with the feedback from the community workshops. Broadband internet access, electric vehicle infrastructure, and accessibility improvements were not high priority to respondents. Less than a fifth of all respondents chose these needs.
- Special needs. Centers and services for the disabled was the most chosen special need, but services for abused/neglected children received just fewer three votes. Services for those living with HIV/AIDS were not a priority, with just one respondent choosing it.
- Housing. The housing category had the most evenly distributed responses among the top choices. The top five needs were within eight percentage points of one another, and the top three needs were within two percentage points of each other. The top choices were energy efficiency improvements, construction of new affordable housing, and rehabilitation/preservation of affordable housing.
- Homelessness. With 151 votes, mental health services was the most chosen need among all needs in the survey. The next two needs were homelessness prevention and diversion services and substance abuse programs.
- Community services. Public transit and transportation services received the most votes in this category, reflecting many of the comments made at the community meetings. Health services, youth services, and senior services were next most chosen needs, scoring within five percentage points of each other.
- Economic development. This category had the most evenly distributed responses among all choices. Just 16 percentage points separated the highest priority need – grants/loans to small businesses – from the lowest priority need – college readiness programs.

Three-quarters of respondents live in the 92024-zip code, which covers most of the city limits. The 92007-zip code, representing Cardiff, had the second-most respondents, and the 92009-zip code followed. Together, these three zip codes represent 186 of the 190 responses to the question 'In what zip code do you reside?' Almost 79 percent of respondents are over the age of 45, just 15 percent are renters, and nearly 60 percent earn a household income more than \$100,000.

Summary. There are some contradictions with the overall results; for example, infrastructure as a category was not a top need on the worksheet, but it did emerge as a priority need through other events. Economic development was not a top concern at the community meetings, but it was a top priority through the survey. Further, residents in Encinitas are extremely knowledgeable on the issues relevant to CDBG and their needs and desires are varied. This makes it difficult to say definitively what the community's greatest needs are.

As a result, LDC recommends focusing on funding priorities like those outlined in the previous ConPlan, in which nearly all categories were addressed – housing, homelessness, infrastructure, infrastructure, and public facilities. This reflects the breadth of topics addressed in the community's feedback.

Overall, Encinitas' community engagement process was extremely successful. During the development of the last ConPlan, the City received feedback from 70 residents. During this ConPlan cycle, the City engaged 311 residents, marking a 344 percent increase in engagement. LDC thanks the City staff for its hard work and dedication to ConPlan outreach efforts.

Proposed goals. Based on the community engagement process and the results summarized above, LDC proposes the goals below for Encinitas' 2020-2025 ConPlan (the previous ConPlan goals as presented in the ConPlan are attached).

**Goal 1:** Assist in increasing and preserving affordable housing opportunities for low-and-moderate income households.

- *Previous ConPlan goal: Assistance to low-income renters and homeowners*
- *Previous ConPlan goal: Fair housing*

This proposed goal consolidates the City's previous housing related ConPlan goals, while it also provides flexibility in addressing housing needs in Encinitas and reflects the limitations for constructing affordable housing with CDBG. These proposed changes are based upon community feedback. For example, just under nine percent of respondents chose fair housing as a priority need, so a standalone fair housing goal may not be warranted. Our proposed change also aligns with the City's progress in housing, represented by attaining a State-certified housing element and the establishment of the Permit-Ready Accessory Dwelling Unit (PRADU) Program.

**Goal 2:** Prevent and reduce homelessness.

- *Previous goal: Homeless services, prevention, and shelter*

Making a homelessness related goal simple and general provides the City flexibility in prioritizing its CDBG funding.

**Goal 3:** Improve public infrastructure and facilities.

- *Previous ConPlan goal: Public infrastructure*
- *Previous ConPlan goal: Public facilities*

Our recommended change simply combines the City's two previous ConPlan goals.

**Goal 4:** Invest in public services for low-and-moderate income residents.

- *Previous ConPlan goal: Support services for low-to-moderate income residents.*

Our proposed goal is a slight modification on the previous goal by adding 'invest in' and changing 'support services' to 'public services'. The latter term aligns with common CDBG terminology yet still enables the City to fund activities it has for many years, such as Meals on Wheels for seniors.

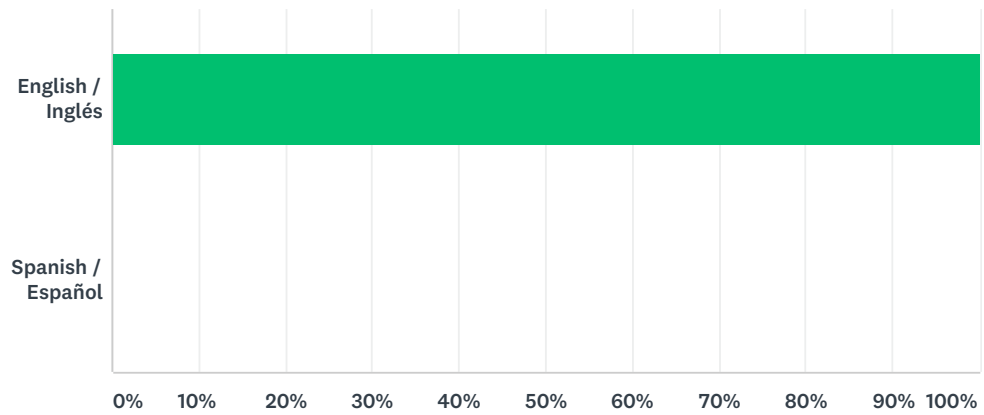
**Encinitas Aggregate Community Meeting Data**

<b>Ranking of Highest Need - Dot Voting</b>	<b>Meeting 1</b>	<b>Meeting 2</b>	<b>Total</b>
Housing programs	38	28	66
Street improvements	30	12	42
Homelessness housing and services	27	10	37
Public transit	30	4	34
Mental health and substance abuse	25	8	33
Support services for special needs	25	0	25
Technological improvements	10	2	12
Health services	8	3	11
Community services and activities	7	4	11
Public health and safety	4	5	9
Economic services	5	4	9
Water/sewage improvements	8	0	8
Community spaces	5	0	5
Residential improvements	0	0	0

<b>Ranking of Categories - Worksheets</b>	<b>Meeting 1</b>	<b>Meeting 2</b>	<b>Total</b>
Affordable Housing	68	60	128
Housing and Support for Individuals Experiencing Homelessness	81	47	128
Infrastructure	63	44	107
Community Services	72	30	102
Economic Development	55	38	93
Accommodations for those with special needs	62	28	90
Community Facilities	41	27	68

# Q1 In what language would you like to take the survey? ¿En qué idioma le gustaría tomar la encuesta?

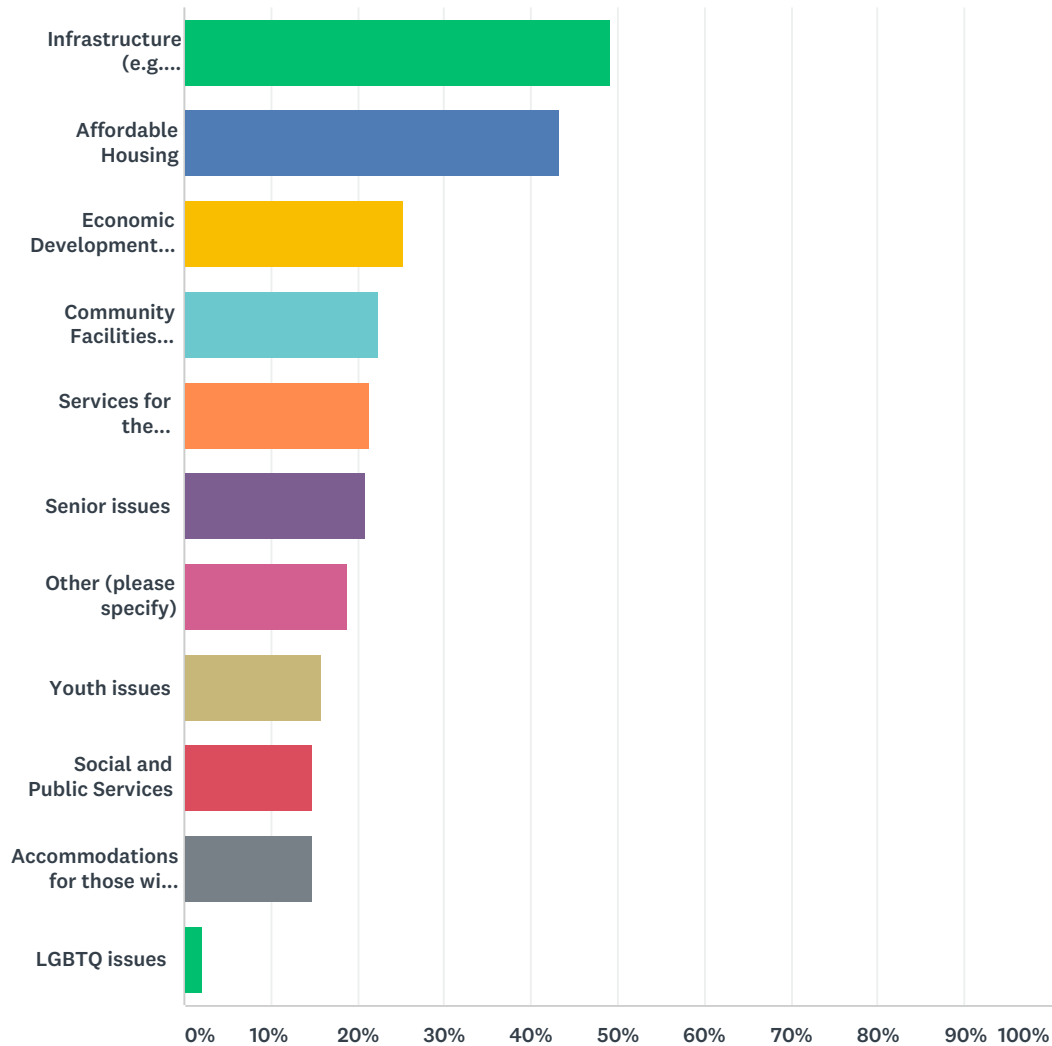
Answered: 273 Skipped: 0



ANSWER CHOICES	RESPONSES	
English / Inglés	100.00%	273
Spanish / Español	0.00%	0
TOTAL		273

## Q2 Choose the areas of need that are most important to you.

Answered: 201 Skipped: 72



ANSWER CHOICES	RESPONSES	
Infrastructure (e.g. sidewalks)	49.25%	99
Affordable Housing	43.28%	87
Economic Development (jobs/businesses)	25.37%	51
Community Facilities (e.g. libraries, senior centers)	22.39%	45
Services for the Homelessness	21.39%	43
Senior issues	20.90%	42
Other (please specify)	18.91%	38
Youth issues	15.92%	32
Social and Public Services	14.93%	30
Accommodations for those with Special Needs	14.93%	30



## Encinitas Community Needs Survey

LGBTQ issues

1.99%

4

Total Respondents: 201

#	OTHER (PLEASE SPECIFY)	DATE
1	Climate change	10/26/2019 4:46 PM
2	bike lanes on Manchester from Enc. Bl. to 101, & thru RSF	10/22/2019 9:00 AM
3	Transportation for seniors who have lived here for decades, not walking, not bicycles!	10/17/2019 8:37 PM
4	More community arts: visual & written	10/15/2019 9:55 AM
5	Leave encinitas the beach town we love we do not need low income housing	10/14/2019 3:58 PM
6	Areas that could be left open spaces	10/14/2019 10:48 AM
7	Water infrascructure for reliable less expensive water	10/13/2019 11:37 PM
8	Safety and limiting growth	10/13/2019 7:11 PM
9	parking on Vulcan	10/13/2019 1:55 PM
10	walk/bike friendly infrastructure in "New Encinitas" particularly ECR	10/13/2019 1:46 PM
11	public transit (more buses/ bus stops), better connection to the train lines	10/13/2019 8:12 AM
12	Provide personal budget services to low inc people. Provide programs to keep low income children drug free.	10/13/2019 8:03 AM
13	More open space, parks, nature trails	10/12/2019 2:01 PM
14	Spend money for RR XING upgrade	10/12/2019 11:40 AM
15	Not being insulted by being asked "what language" I speak.	10/12/2019 10:17 AM
16	The under crossing at El Portal that you have the funds for and promised to start in 2018/2019!	10/12/2019 10:12 AM
17	Quality of life, health and safety	10/12/2019 7:52 AM
18	Safe, dedicated bicycle trails	10/11/2019 10:31 PM
19	traffic remediation	10/11/2019 6:42 PM
20	Stop the influx of vagrants and others living in their cars or motorhomes. Also those living under bridges or sleeping in the parks and public transtation sites.	10/11/2019 5:34 PM
21	Housing density, traffic, quality of life	10/11/2019 4:09 PM
22	NOT wasting funds on taking away road lanes and parking	10/11/2019 3:11 PM
23	improved road cooperation with bikes and pedestrians	10/11/2019 3:00 PM
24	Not letting homeless take over downtown area	10/11/2019 9:38 AM
25	Safety, Noise ordinance enforcement	10/11/2019 9:11 AM
26	Environment and Open Space	10/7/2019 1:11 PM
27	Opening roadways and maximizing lanes to allow commuter traffic efficient access to/from destinations, and focus on parking infrastructure to allow residents convenient access to eating, shopping and leisure destinations.	10/4/2019 9:13 AM
28	public transportation	10/3/2019 9:02 PM
29	open space acquisition	10/3/2019 7:25 PM
30	Housing	10/3/2019 7:14 PM
31	Greening through planting of more trees, etc.	10/3/2019 12:56 PM
32	Silencing train horns	10/3/2019 10:52 AM
33	Implement infrastructure to meet climate goals! Public transport, charging stations, solar roofs, more trees.	10/3/2019 9:57 AM
34	neighborhood preservation	10/3/2019 4:45 AM

## Encinitas Community Needs Survey

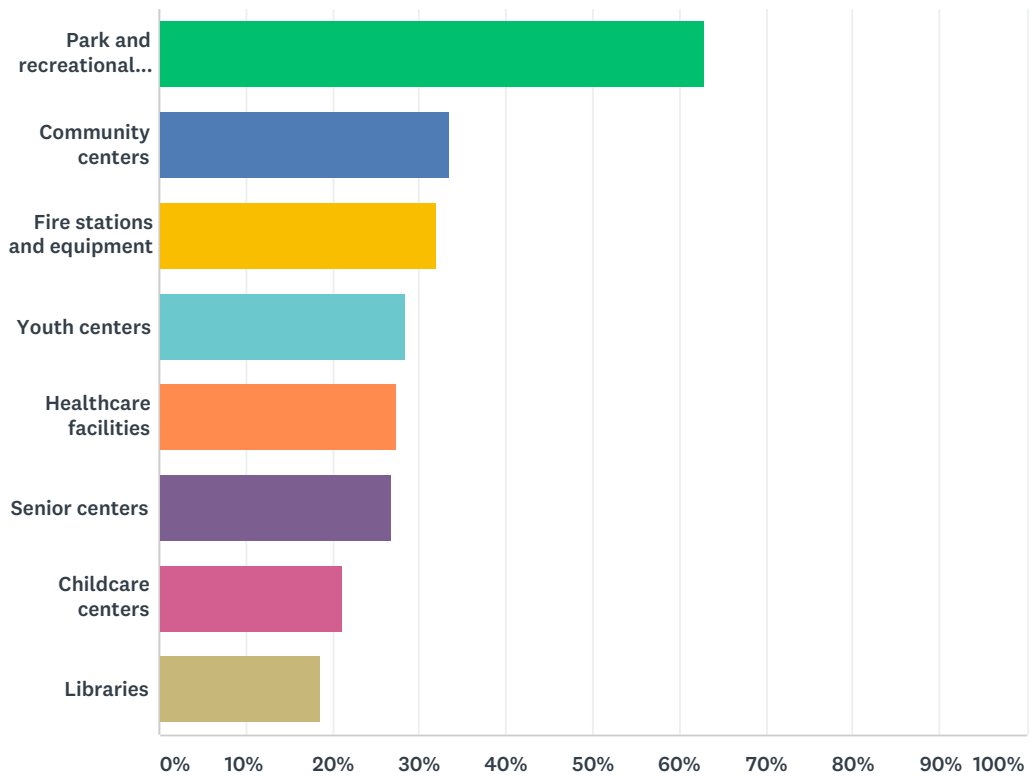
---

35	Less gentrification. I want to say affordable housing, but usually that is only reserved for the lowest income tiers. Many of us who make middle class wages are being priced out of regular housing and are excluded from any government-backed affordable housing	10/2/2019 9:39 PM
36	Environment	10/2/2019 9:31 PM
37	i'm concerned about low-income housing making my neighborhood unsafe and reducing my property value	10/2/2019 9:27 PM
38	Citywide affordable mass transit, infrastructure for protected pedestrian and bike paths, management and acquisition of open space as well as parks, parks growing food for community use, innovative job and housing ideas for low income and immigrant population	10/1/2019 9:13 PM

---

### Q3 Choose up to three (3) of the most critical Community Facilities needs in your community.

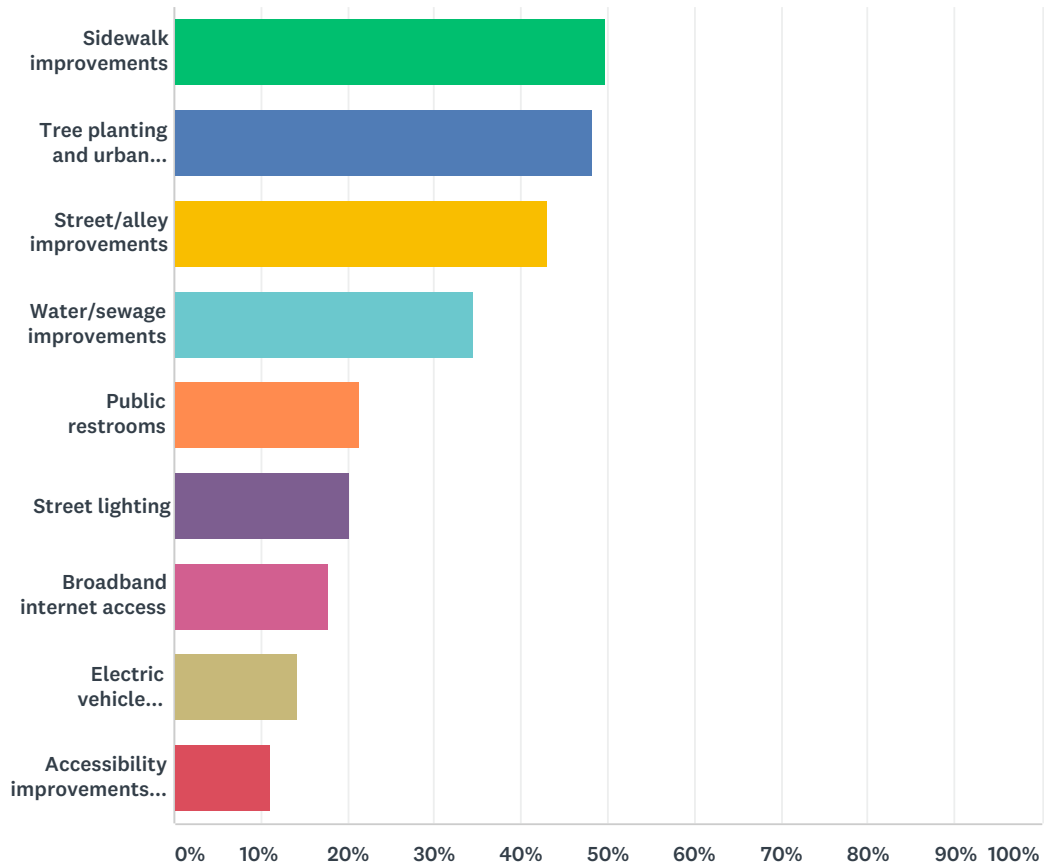
Answered: 194 Skipped: 79



ANSWER CHOICES	RESPONSES	
Park and recreational facilities	62.89%	122
Community centers	33.51%	65
Fire stations and equipment	31.96%	62
Youth centers	28.35%	55
Healthcare facilities	27.32%	53
Senior centers	26.80%	52
Childcare centers	21.13%	41
Libraries	18.56%	36
Total Respondents: 194		

## Q4 Choose up to three (3) of the most critical Infrastructure needs in your community.

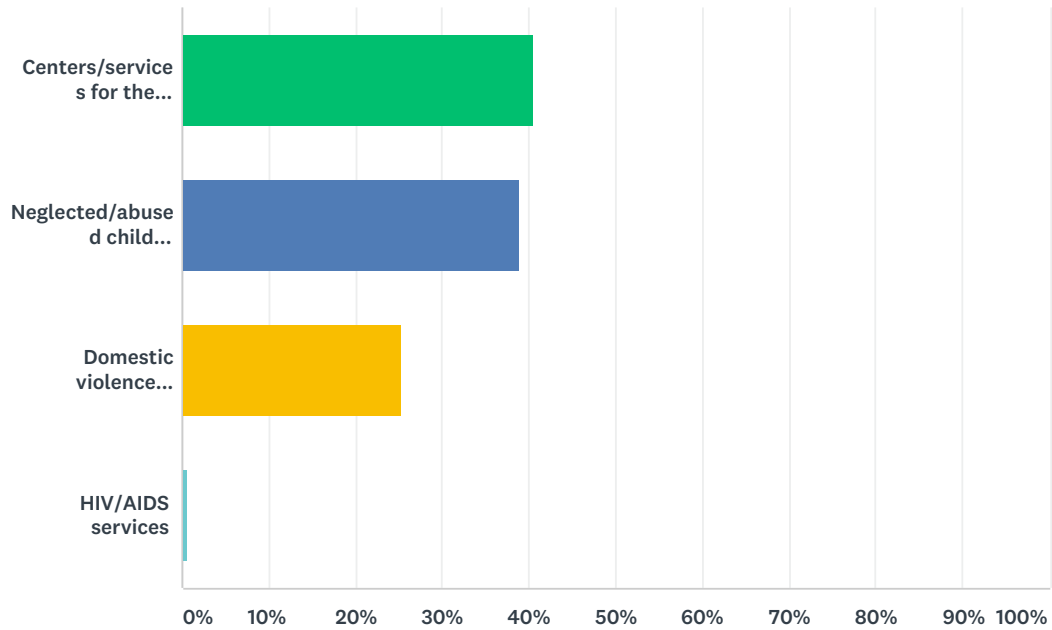
Answered: 197 Skipped: 76



ANSWER CHOICES	RESPONSES	
Sidewalk improvements	49.75%	98
Tree planting and urban greenery	48.22%	95
Street/alley improvements	43.15%	85
Water/sewage improvements	34.52%	68
Public restrooms	21.32%	42
Street lighting	20.30%	40
Broadband internet access	17.77%	35
Electric vehicle charging stations	14.21%	28
Accessibility improvements (ADA)	11.17%	22
Total Respondents: 197		

## Q5 Choose the most critical Special Need in your community.

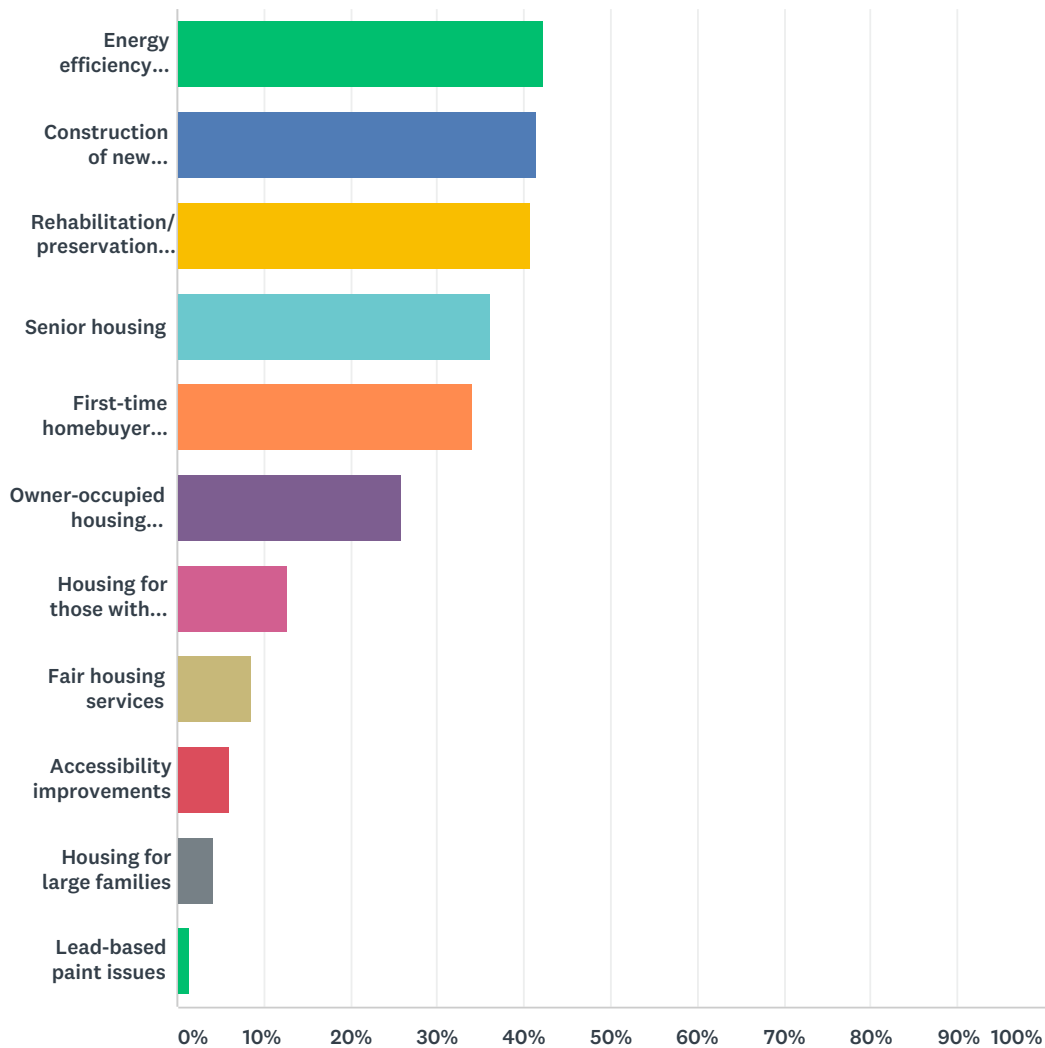
Answered: 190 Skipped: 83



ANSWER CHOICES	RESPONSES
Centers/services for the disabled	40.53% 77
Neglected/abused child services	38.95% 74
Domestic violence services	25.26% 48
HIV/AIDS services	0.53% 1
Total Respondents: 190	

## Q6 Choose up to three (3) of the most critical Housing needs in your community.

Answered: 196 Skipped: 77



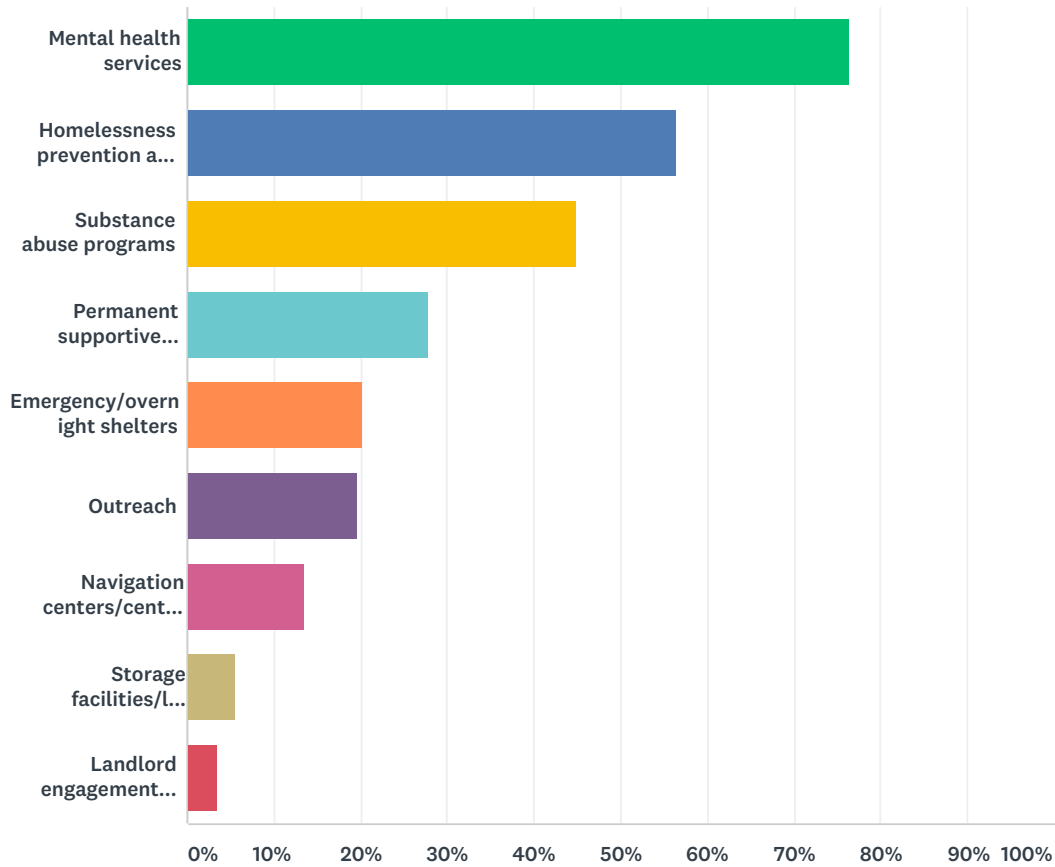
ANSWER CHOICES	RESPONSES	
Energy efficiency improvements	42.35%	83
Construction of new affordable rental housing	41.33%	81
Rehabilitation/preservation of affordable housing	40.82%	80
Senior housing	36.22%	71
First-time homebuyer assistance	34.18%	67
Owner-occupied housing rehabilitation	26.02%	51
Housing for those with disabilities	12.76%	25
Fair housing services	8.67%	17
Accessibility improvements	6.12%	12

## Encinitas Community Needs Survey

Housing for large families	4.08%	8
Lead-based paint issues	1.53%	3
Total Respondents: 196		

## Q7 Choose up to three (3) of the most critical Homelessness needs in your community.

Answered: 198 Skipped: 75

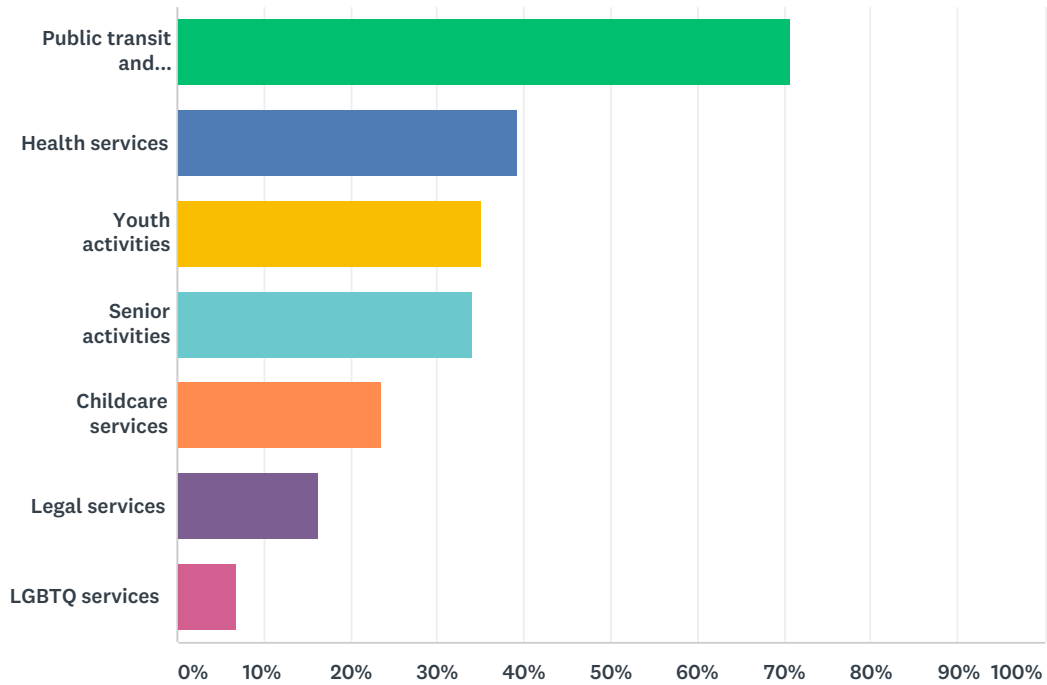


ANSWER CHOICES	RESPONSES	
Mental health services	76.26%	151
Homelessness prevention and diversion services	56.57%	112
Substance abuse programs	44.95%	89
Permanent supportive housing	27.78%	55
Emergency/overnight shelters	20.20%	40
Outreach	19.70%	39
Navigation centers/centralized services	13.64%	27
Storage facilities/lockers	5.56%	11
Landlord engagement programs	3.54%	7
Total Respondents: 198		



## Q8 Choose up to three (3) of the most critical Community Services needs in your community.

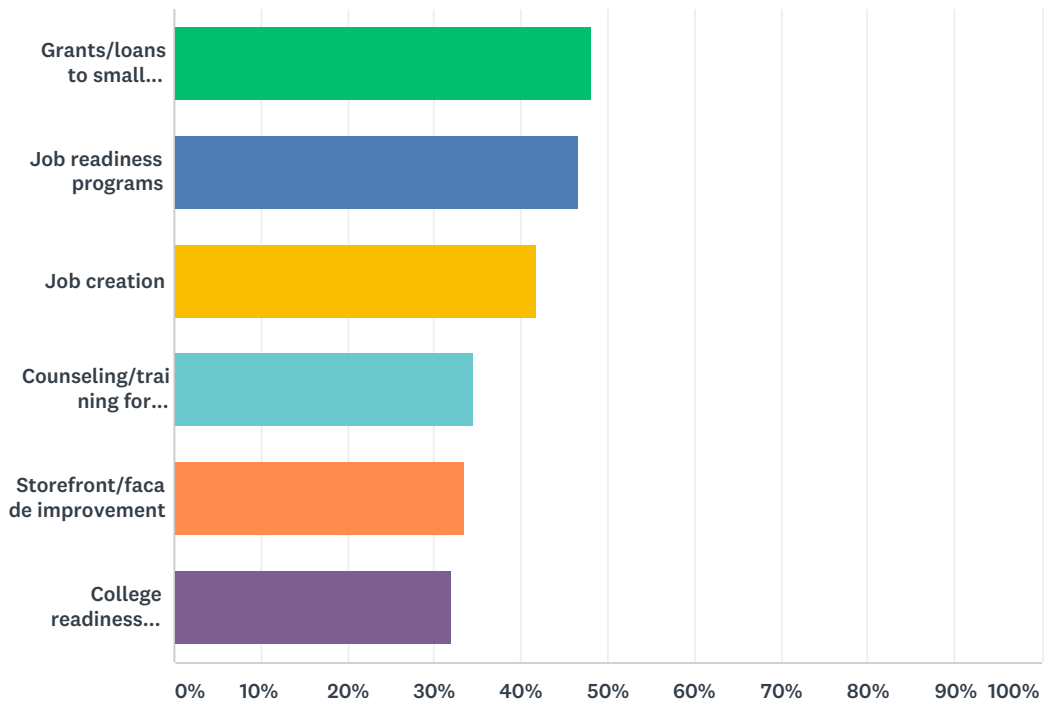
Answered: 191 Skipped: 82



ANSWER CHOICES	RESPONSES	
Public transit and transportation services	70.68%	135
Health services	39.27%	75
Youth activities	35.08%	67
Senior activities	34.03%	65
Childcare services	23.56%	45
Legal services	16.23%	31
LGBTQ services	6.81%	13
Total Respondents: 191		

## Q9 Choose up to three (3) of the most critical Economic Development needs in your community.

Answered: 191 Skipped: 82



ANSWER CHOICES	RESPONSES	
Grants/loans to small businesses	48.17%	92
Job readiness programs	46.60%	89
Job creation	41.88%	80
Counseling/training for entrepreneurs	34.55%	66
Storefront/facade improvement	33.51%	64
College readiness programs	31.94%	61
Total Respondents: 191		

Encinitas Community Needs Survey

Q10 In what Zip Code do you reside?

Answered: 190 Skipped: 83

#	RESPONSES	DATE
1	92024	10/31/2019 10:16 AM
2	92024	10/25/2019 5:13 PM
3	92024	10/24/2019 11:50 AM
4	92009	10/24/2019 11:17 AM
5	92009	10/24/2019 10:48 AM
6	92024	10/24/2019 10:46 AM
7	92130	10/24/2019 10:44 AM
8	92024	10/24/2019 10:42 AM
9	92024	10/24/2019 10:40 AM
10	92024	10/23/2019 2:41 PM
11	92024	10/22/2019 9:01 AM
12	92024	10/19/2019 12:25 PM
13	92024	10/17/2019 8:37 PM
14	92024	10/16/2019 8:37 PM
15	92024	10/16/2019 12:58 PM
16	92024	10/16/2019 12:37 PM
17	92024	10/15/2019 6:58 PM
18	92024	10/15/2019 12:36 PM
19	92024	10/15/2019 9:56 AM
20	92024	10/15/2019 9:22 AM
21	92024	10/15/2019 4:07 AM
22	92007	10/14/2019 10:35 PM
23	92007	10/14/2019 9:03 PM
24	92007	10/14/2019 6:48 PM
25	92024	10/14/2019 5:46 PM
26	92024	10/14/2019 4:38 PM
27	92024	10/14/2019 3:59 PM
28	92024	10/14/2019 2:42 PM
29	92024	10/14/2019 2:37 PM
30	92024	10/14/2019 2:30 PM
31	92007	10/14/2019 1:16 PM
32	92007	10/14/2019 1:14 PM
33	92007	10/14/2019 12:12 PM
34	92024	10/14/2019 12:02 PM
35	92024	10/14/2019 12:01 PM

## Encinitas Community Needs Survey

36	92024	10/14/2019 11:50 AM
37	92024	10/14/2019 11:48 AM
38	92024	10/14/2019 10:49 AM
39	92024	10/14/2019 10:46 AM
40	92024	10/14/2019 10:31 AM
41	92024	10/14/2019 10:31 AM
42	92024	10/14/2019 10:29 AM
43	92024	10/14/2019 9:18 AM
44	92024	10/13/2019 11:39 PM
45	92024	10/13/2019 7:32 PM
46	92024	10/13/2019 7:12 PM
47	92007	10/13/2019 3:46 PM
48	92024	10/13/2019 2:51 PM
49	92024	10/13/2019 1:56 PM
50	92024	10/13/2019 1:46 PM
51	92024	10/13/2019 11:00 AM
52	92024	10/13/2019 10:54 AM
53	92026	10/13/2019 10:32 AM
54	92024	10/13/2019 10:10 AM
55	92024	10/13/2019 9:38 AM
56	92007	10/13/2019 8:14 AM
57	92024	10/13/2019 8:04 AM
58	92024	10/13/2019 7:00 AM
59	92024	10/12/2019 10:38 PM
60	92024	10/12/2019 4:46 PM
61	92024	10/12/2019 2:51 PM
62	92024	10/12/2019 2:02 PM
63	92007	10/12/2019 11:57 AM
64	92024	10/12/2019 11:40 AM
65	92024	10/12/2019 11:02 AM
66	92024	10/12/2019 10:18 AM
67	92024	10/12/2019 10:13 AM
68	92007	10/12/2019 8:57 AM
69	92024	10/12/2019 8:38 AM
70	92024	10/12/2019 8:20 AM
71	92024	10/12/2019 7:53 AM
72	92007	10/12/2019 7:47 AM
73	92007	10/12/2019 7:04 AM
74	92024	10/12/2019 4:59 AM
75	92024	10/12/2019 4:53 AM
76	92024	10/12/2019 1:13 AM

## Encinitas Community Needs Survey

77	92009	10/11/2019 10:42 PM
78	92024	10/11/2019 10:33 PM
79	92024	10/11/2019 8:53 PM
80	92024	10/11/2019 8:38 PM
81	92024	10/11/2019 8:37 PM
82	92024	10/11/2019 7:28 PM
83	92024	10/11/2019 7:08 PM
84	92024	10/11/2019 6:50 PM
85	92024	10/11/2019 6:43 PM
86	92024	10/11/2019 5:57 PM
87	92024	10/11/2019 5:55 PM
88	92024	10/11/2019 5:50 PM
89	92024	10/11/2019 5:35 PM
90	92024	10/11/2019 4:41 PM
91	92007	10/11/2019 4:40 PM
92	92024	10/11/2019 4:39 PM
93	92024	10/11/2019 4:34 PM
94	92024	10/11/2019 4:34 PM
95	92024	10/11/2019 4:21 PM
96	92024	10/11/2019 4:12 PM
97	92024	10/11/2019 4:09 PM
98	92024	10/11/2019 3:58 PM
99	92024	10/11/2019 3:26 PM
100	92007	10/11/2019 3:24 PM
101	92024	10/11/2019 3:18 PM
102	92024	10/11/2019 3:12 PM
103	92024	10/11/2019 3:01 PM
104	92007	10/11/2019 3:00 PM
105	92024	10/11/2019 2:51 PM
106	92024	10/11/2019 2:50 PM
107	92024	10/11/2019 2:43 PM
108	92024	10/11/2019 2:39 PM
109	92024	10/11/2019 2:37 PM
110	92024	10/11/2019 2:34 PM
111	92024	10/11/2019 2:34 PM
112	92024	10/11/2019 2:33 PM
113	92024	10/11/2019 2:32 PM
114	92024	10/11/2019 2:31 PM
115	92024	10/11/2019 2:30 PM
116	92024	10/11/2019 9:39 AM
117	92024	10/11/2019 9:12 AM

## Encinitas Community Needs Survey

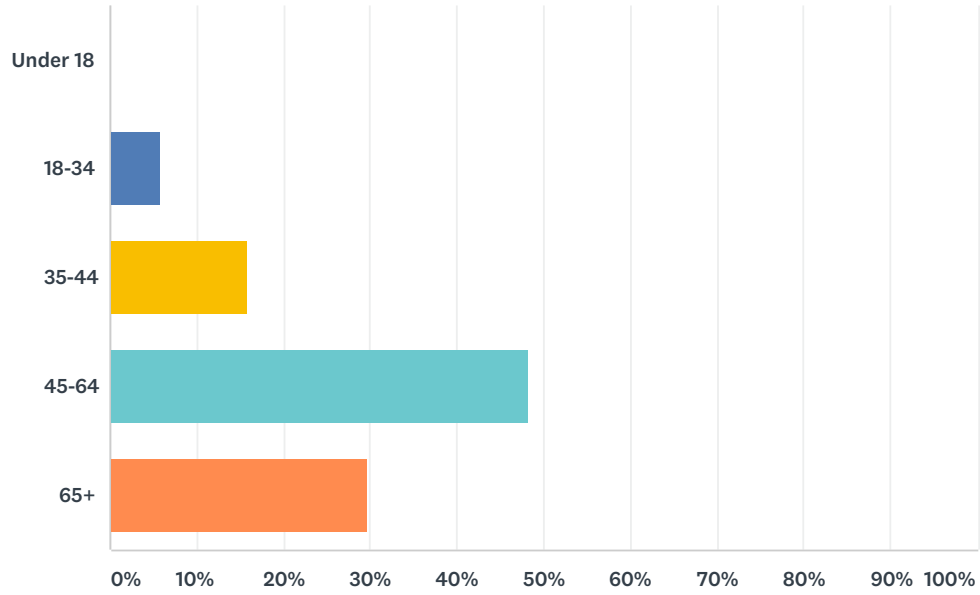
118	92024	10/10/2019 9:27 PM
119	92007	10/10/2019 8:37 PM
120	92024	10/10/2019 7:57 PM
121	92024	10/10/2019 4:36 PM
122	92024	10/10/2019 2:53 PM
123	92024	10/10/2019 11:46 AM
124	92024	10/10/2019 11:43 AM
125	92024	10/10/2019 10:59 AM
126	92024	10/10/2019 10:48 AM
127	92024	10/10/2019 10:41 AM
128	92024	10/10/2019 9:14 AM
129	92007	10/10/2019 9:11 AM
130	92024	10/10/2019 9:03 AM
131	92024	10/10/2019 9:00 AM
132	92024	10/9/2019 2:37 PM
133	92024	10/8/2019 4:38 PM
134	92007	10/8/2019 3:36 PM
135	92054	10/8/2019 3:02 PM
136	92007	10/8/2019 2:30 PM
137	92007	10/7/2019 1:13 PM
138	92024	10/7/2019 12:24 PM
139	92024	10/7/2019 6:14 AM
140	92007	10/5/2019 9:18 PM
141	92007	10/5/2019 9:52 AM
142	92007	10/4/2019 9:44 PM
143	92024	10/4/2019 3:55 PM
144	92924	10/4/2019 11:19 AM
145	92007	10/4/2019 11:02 AM
146	92024	10/4/2019 10:06 AM
147	92007	10/4/2019 9:14 AM
148	92007	10/4/2019 8:58 AM
149	92007	10/4/2019 7:19 AM
150	92007	10/3/2019 11:21 PM
151	92024	10/3/2019 9:27 PM
152	92007	10/3/2019 9:03 PM
153	92007	10/3/2019 8:54 PM
154	92024	10/3/2019 8:48 PM
155	92024	10/3/2019 7:27 PM
156	92024	10/3/2019 7:26 PM
157	92007	10/3/2019 7:15 PM
158	92007	10/3/2019 6:57 PM

## Encinitas Community Needs Survey

159	92007	10/3/2019 6:30 PM
160	92007	10/3/2019 5:20 PM
161	92024	10/3/2019 3:27 PM
162	92007	10/3/2019 1:35 PM
163	92007	10/3/2019 12:56 PM
164	92024	10/3/2019 11:20 AM
165	92007	10/3/2019 10:57 AM
166	92024	10/3/2019 10:52 AM
167	92007	10/3/2019 9:58 AM
168	92024	10/3/2019 9:16 AM
169	92024	10/3/2019 9:00 AM
170	92007	10/3/2019 8:44 AM
171	92007	10/3/2019 7:53 AM
172	92024	10/3/2019 7:18 AM
173	92024	10/3/2019 6:15 AM
174	92024	10/3/2019 4:46 AM
175	92024	10/2/2019 9:58 PM
176	92024	10/2/2019 9:39 PM
177	92024	10/2/2019 9:32 PM
178	92024	10/2/2019 9:29 PM
179	92024	10/2/2019 9:23 PM
180	92024	10/2/2019 9:18 PM
181	92024	10/2/2019 7:56 PM
182	92024	10/2/2019 7:45 PM
183	92024	10/2/2019 7:32 PM
184	92024	10/2/2019 7:13 PM
185	92007	10/2/2019 7:12 PM
186	92024	10/2/2019 5:38 PM
187	92024	10/2/2019 5:27 PM
188	92024	10/2/2019 5:18 PM
189	92024	10/1/2019 9:14 PM
190	92024	10/1/2019 3:42 PM

## Q11 In which age bracket are you?

Answered: 188 Skipped: 85

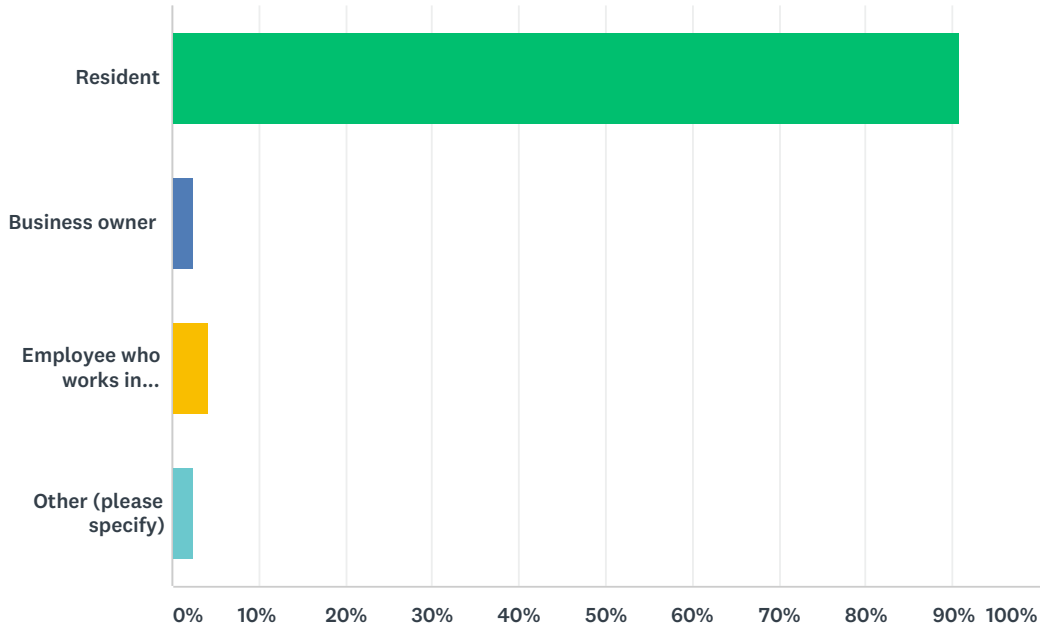


ANSWER CHOICES	RESPONSES	
Under 18	0.00%	0
18-34	5.85%	11
35-44	15.96%	30
45-64	48.40%	91
65+	29.79%	56
<b>TOTAL</b>		<b>188</b>



## Q12 Which best describes you?

Answered: 195 Skipped: 78

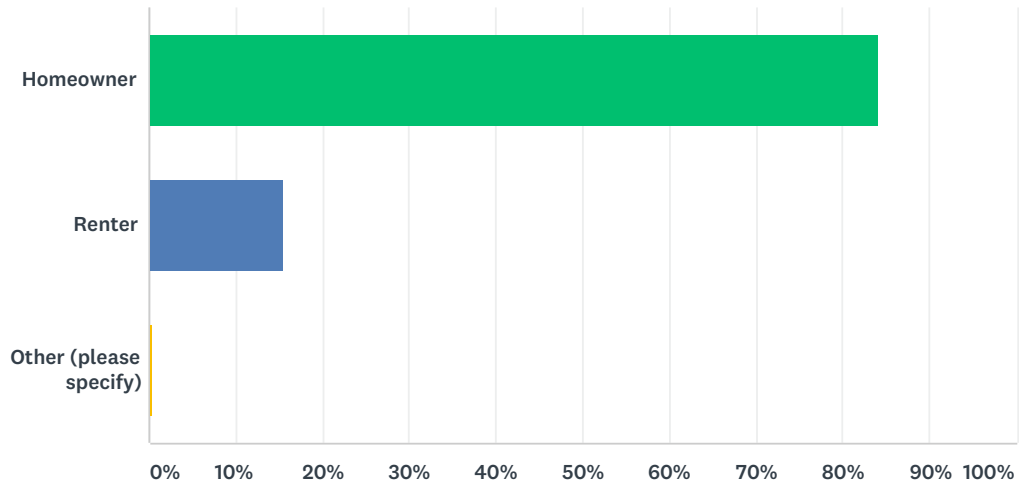


ANSWER CHOICES	RESPONSES	
Resident	90.77%	177
Business owner	2.56%	5
Employee who works in Encinitas	4.10%	8
Other (please specify)	2.56%	5
<b>TOTAL</b>		<b>195</b>

#	OTHER (PLEASE SPECIFY)	DATE
1	Parent w/ children in Encinitas and SDUHSD	10/24/2019 10:48 AM
2	owner, former resident, returning soon (kept my home in Encinitas)	10/13/2019 8:14 AM
3	Part-time resident property owner	10/11/2019 10:33 PM
4	Part time resident	10/11/2019 4:39 PM
5	Resident and business owner	10/11/2019 2:30 PM

## Q13 What best describes your housing situation?

Answered: 195 Skipped: 78

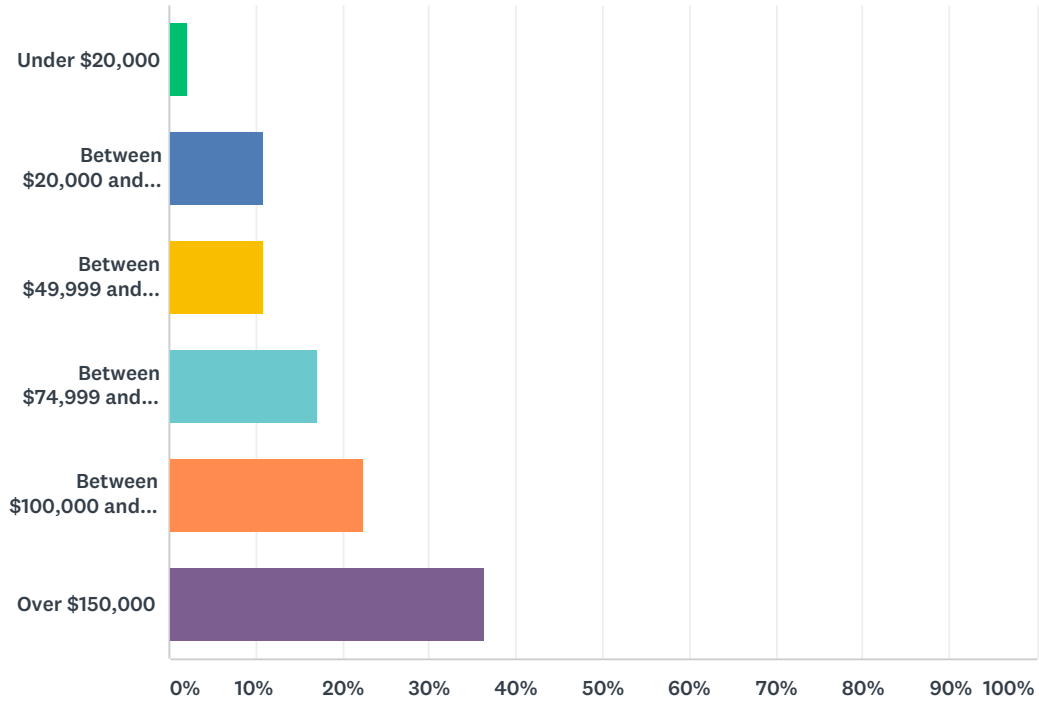


ANSWER CHOICES	RESPONSES	
Homeowner	84.10%	164
Renter	15.38%	30
Other (please specify)	0.51%	1
<b>TOTAL</b>		<b>195</b>

#	OTHER (PLEASE SPECIFY)	DATE
1	Looking to move to Enc.	10/24/2019 10:48 AM

## Q14 In what range is your income?

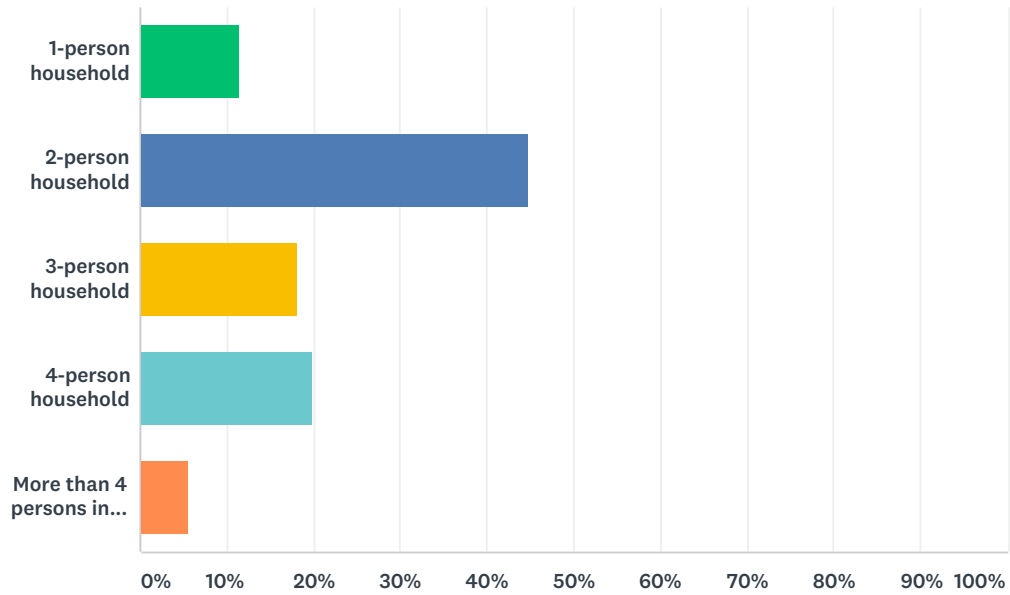
Answered: 192 Skipped: 81



ANSWER CHOICES	RESPONSES	
Under \$20,000	2.08%	4
Between \$20,000 and \$49,999	10.94%	21
Between \$49,999 and \$74,999	10.94%	21
Between \$74,999 and \$99,999	17.19%	33
Between \$100,000 and \$150,000	22.40%	43
Over \$150,000	36.46%	70
<b>TOTAL</b>		<b>192</b>

## Q15 What is your household size?

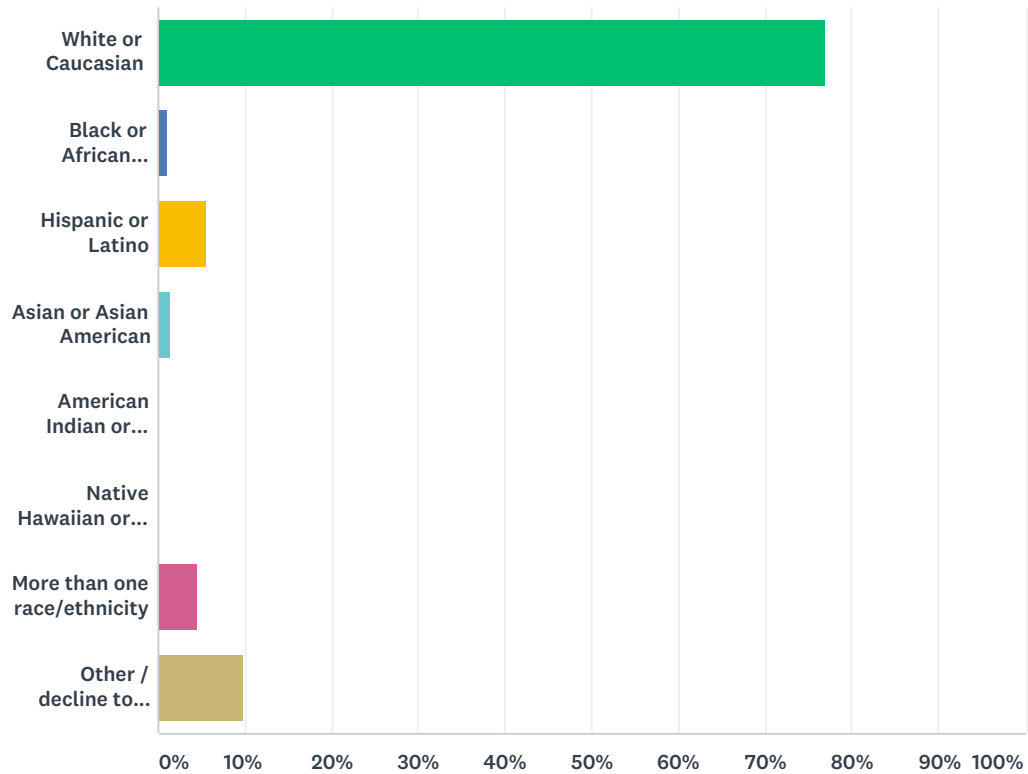
Answered: 192 Skipped: 81



ANSWER CHOICES	RESPONSES	
1-person household	11.46%	22
2-person household	44.79%	86
3-person household	18.23%	35
4-person household	19.79%	38
More than 4 persons in household	5.73%	11
<b>TOTAL</b>		<b>192</b>

## Q16 With which race/ethnicity do you identify?

Answered: 192 Skipped: 81



ANSWER CHOICES	RESPONSES	
White or Caucasian	77.08%	148
Black or African American	1.04%	2
Hispanic or Latino	5.73%	11
Asian or Asian American	1.56%	3
American Indian or Alaska Native	0.00%	0
Native Hawaiian or other Pacific Islander	0.00%	0
More than one race/ethnicity	4.69%	9
Other / decline to state	9.90%	19
<b>TOTAL</b>		<b>192</b>

## Worksheet for Small Group Discussion

### 1. Introductions

### 2. Rank the need for the following from 1- 7, with 1 being the highest need:

- 7 Affordable Housing
- 5 Housing and Services for Individuals Experiencing Homelessness
- 3 Community Facilities (e.g. libraries)
- 4 Community Services (e.g. healthcare)
- 2 Infrastructure
- 6 Accommodations for those with Special Needs
- 1 Economic Development (jobs/businesses)

### 3. What do you think are the most pressing needs in your community?

Become known for being business friendly - Help to increase tax base & get other sources of funding as \$300K a year is not much - Affordable house not attainable in free market economy - Focus on making city itself better for all - infrastructure.

# Worksheet for Small Group Discussion

## 1. Introductions

## 2. Rank the need for the following from 1- 7, with 1 being the highest need:

- 1 H Affordable Housing *High priority make low income more affordable*
- 6 Housing and Services for Individuals Experiencing Homelessness
- 5 Community Facilities (e.g. libraries)
- 4 Community Services (e.g. healthcare)
- 7 Infrastructure
- 2 H Accommodations for those with Special Needs
- 3 H Economic Development (jobs/businesses)

## 3. What do you think are the most pressing needs in your community?

*Making homeowners aware that they can benefit of section 8 as a homeowner VS Air B B*

*Cardiff Du Sea Apts should be Sec 8*

*TO HUD ↓*

*Over awareness of what a low income  
human is and not a number  
or statistic*

## Worksheet for Small Group Discussion

### 1. Introductions

### 2. Rank the need for the following from 1- 7, with 1 being the highest need:

- 2 Affordable Housing
- 7 Housing and Services for Individuals Experiencing Homelessness
- 4 Community Facilities (e.g. libraries)
- 3 Community Services (e.g. healthcare)
- 1 Infrastructure
- 5 Accommodations for those with Special Needs
- 6 Economic Development (jobs/businesses)

### 3. What do you think are the most pressing needs in your community?

Provide transportation for people to get to the transit center (center).  
That is, a shuttle service at very low cost.



## Worksheet for Small Group Discussion

### 1. Introductions

### 2. Rank the need for the following from 1- 7, with 1 being the highest need:

- 7 Affordable Housing
- 1 Housing and Services for Individuals Experiencing Homelessness
- 5 Community Facilities (e.g. libraries)
- 2 Community Services (e.g. healthcare)
- 6 Infrastructure
- 3 Accommodations for those with Special Needs
- 4 Economic Development (jobs/businesses)

### 3. What do you think are the most pressing needs in your community?

*Homelessness*

## Worksheet for Small Group Discussion

1. Introductions ✓

2. Rank the need for the following from 1- 7, with 1 being the highest need:

2

Affordable Housing

1

Housing and Services for Individuals Experiencing Homelessness

7

Community Facilities (e.g. libraries)

5

Community Services (e.g. healthcare)

6

Infrastructure

3

Accommodations for those with Special Needs

4

Economic Development (jobs/businesses)

3. What do you think are the most pressing needs in your community?

*Do something!*

# Worksheet for Small Group Discussion

1. Introductions *Craig Guisinger*

2. Rank the need for the following from 1- 7, with 1 being the highest need:

- 4* 4 ~~Affordable Housing~~ / Home assistance
- 5 Housing and Services for Individuals Experiencing Homelessness
- 4 Community Facilities (e.g. libraries)
- 2* 1 Community Services (e.g. healthcare)
- 1* 7 Infrastructure — *roads — Cardiff*
- 3* 2 Accommodations for those with Special Needs
- 3 Economic Development (jobs/businesses)

3. What do you think are the most pressing needs in your community?

*Safety of streets, Parking*

# Worksheet for Small Group Discussion

## 1. Introductions

## 2. Rank the need for the following from 1- 7, with 1 being the highest need:

- 2 Affordable Housing
- 3 ~~1~~ Housing and Services for Individuals Experiencing Homelessness
- ~~7~~ Community Facilities (e.g. libraries)
- 4 Community Services (e.g. healthcare) *CRC*
- 5 Infrastructure
- ~~6~~ Accommodations for those with Special Needs
- Economic Development (jobs/businesses)

~~Homelessness prevention~~

## 3. What do you think are the most pressing needs in your community?

*Assisting homelessness prevention*

# Worksheet for Small Group Discussion

## 1. Introductions

## 2. Rank the need for the following from 1- 7, with 1 being the highest need:

<del>1</del>	Affordable Housing	<del>1</del> → 1/A - with CDBG funds of Encinitas
<del>2</del>	Housing and Services for Individuals Experiencing Homelessness	①
<del>3</del>	Community Facilities (e.g. libraries)	⑤
✓ <del>4</del>	Community Services (e.g. healthcare)	②
<del>5</del>	Infrastructure	④ - S idemab/k6
<del>6</del>	Accommodations for those with Special Needs	③
<del>7</del>	Economic Development (jobs/businesses)	⑥

## 3. What do you think are the most pressing needs in your community?

Addressing & Preventing Homelessness.  
- connectivity to mental health services.

# Worksheet for Small Group Discussion

## 1. Introductions

## 2. Rank the need for the following from 1- 7, with 1 being the highest need:

- Affordable Housing
- Housing and Services for Individuals Experiencing Homelessness
- Community Facilities (e.g. libraries)
- Community Services (e.g. healthcare)
- Infrastructure
- Accommodations for those with Special Needs
- Economic Development (jobs/businesses)

## 3. What do you think are the most pressing needs in your community?

IMPROVE LOCAL TRANSIT  
FEED TO TRANSIT FACILITIES,

# Worksheet for Small Group Discussion

## 1. Introductions

## 2. Rank the need for the following from 1- 7, with 1 being the highest need:

1

Affordable Housing

4

Housing and Services for Individuals Experiencing Homelessness

\_\_\_\_\_

Community Facilities (e.g. libraries)

\_\_\_\_\_

Community Services (e.g. healthcare)

2

Infrastructure

\_\_\_\_\_

Accommodations for those with Special Needs

3

Economic Development (jobs/businesses)

## 3. What do you think are the most pressing needs in your community?

- o INCLUDING BUILDING REQUIREMENTS FOR NEW CONSTRUCTION
- o WALKABILITY / SERVICES WITHIN WALKING DISTANCE SO PEOPLE DON'T HAVE TO GET IN THEIR CARS.
- o

## Worksheet for Small Group Discussion

### 1. Introductions

### 2. Rank the need for the following from 1- 7, with 1 being the highest need:

- 1 Affordable Housing
- 3 Housing and Services for Individuals Experiencing Homelessness
- \_\_\_\_\_ Community Facilities (e.g. libraries)
- \_\_\_\_\_ Community Services (e.g. healthcare)
- \_\_\_\_\_ Infrastructure
- 2 Accommodations for those with Special Needs
- 4 Economic Development (jobs/businesses)

### 3. What do you think are the most pressing needs in your community?

Recognizing the reality that we have no real affordable housing. The city must fund the funds to subsidize ~~the~~ rents because no one who works here can afford to live here.



# Worksheet for Small Group Discussion

## 1. Introductions

## 2. Rank the need for the following from 1- 7, with 1 being the highest need:

- 3 Affordable Housing *(home assistance)*
- 2 Housing and Services for Individuals Experiencing Homelessness
- 5 Community Facilities (e.g. libraries)
- 1 Community Services (e.g. healthcare)
- 4 Infrastructure
- 7 Accommodations for those with Special Needs
- 6 Economic Development (jobs/businesses)

## 3. What do you think are the most pressing needs in your community?

*We need to focus on ensuring we're building the homes that are low income and not keep building all these new mega homes.*

## Worksheet for Small Group Discussion

### 1. Introductions

### 2. Rank the need for the following from 1- 7, with 1 being the highest need:

- 5 Affordable Housing
- 6 Housing and Services for Individuals Experiencing Homelessness
- 2 Community Facilities (e.g. libraries)
- 3 Community Services (e.g. healthcare)
- 1 Infrastructure
- 7 Accommodations for those with Special Needs
- 4 Economic Development (jobs/businesses)

### 3. What do you think are the most pressing needs in your community?

- \* SAFE SIDEWALKS TO WALK IN CARDIFF
- \* TRAFFIC CONTROL IN CARDIFF
- \* ELECTRICAL WIRES & POSTS.
- \* RESURFACE STREETS IN CARDIFF

## Worksheet for Small Group Discussion

### 1. Introductions

### 2. Rank the need for the following from 1- 7, with 1 being the highest need:

- |          |  |
|----------|--|
| <u>1</u> | Affordable Housing   |
| <u>5</u> | Housing and Services for Individuals Experiencing Homelessness |
| <u>6</u> | Community Facilities (e.g. libraries)                          |
| <u>7</u> | Community Services (e.g. healthcare)                           |
| <u>2</u> | Infrastructure   |
| <u>4</u> | Accommodations for those with Special Needs                    |
| <u>3</u> | Economic Development (jobs/businesses)                         |

### 3. What do you think are the most pressing needs in your community?

- \* prevent displacement of renters by investors
- \* partner with EUSD to provide park facility in underserved areas - specifically old encinitas/ocelot/know
- \* ~~stop~~ \* Affordable housing is being ~~lost~~ <sup>lost</sup> & replaced with luxury homes - how can we fix this?
- \* subsidize public transit to make it more frequent and useable? Invest in last-mile transit to make more useable + reduce traffic?
- \* More jobs in community  $\Rightarrow$  let's not displace local workers like farm workers
- \* Rehabilitation of older, existing homes - not replacing with mansions!

## Worksheet for Small Group Discussion

### 1. Introductions

### 2. Rank the need for the following from 1- 7, with 1 being the highest need:

- 5 Affordable Housing
- 3 Housing and Services for Individuals Experiencing Homelessness
- 2 Community Facilities (e.g. libraries)
- 7 Community Services (e.g. healthcare)
- 1 Infrastructure
- 4 Accommodations for those with Special Needs
- 6 Economic Development (jobs/businesses)

### 3. What do you think are the most pressing needs in your community?

IMPROVING WALKABILITY AND REMOVING BARRIERS.

EAST-WEST CONNECTIONS AT "5", "101" + RAILROAD TRACKS.

## Worksheet for Small Group Discussion

### 1. Introductions

### 2. Rank the need for the following from 1- 7, with 1 being the highest need:

- |          |  |
|----------|--|
| <u>1</u> | Affordable Housing   |
| <u>5</u> | Housing and Services for Individuals Experiencing Homelessness |
| <u>7</u> | Community Facilities (e.g. libraries)                          |
| <u>4</u> | Community Services (e.g. healthcare)                           |
| <u>3</u> | Infrastructure   |
| <u>6</u> | Accommodations for those with Special Needs                    |
| <u>2</u> | Economic Development (jobs/businesses)                         |

### 3. What do you think are the most pressing needs in your community?

- MENTAL HEALTH AND SUBSTANCE ABUSE SERVICES
- DOMESTIC VIOLENCE SHELTERS THAT ACCEPT CHILDREN OF ALL AGES AND GENDERS
- AFFORDABLE HOUSING FOR SENIORS
- AFFORDABLE HOUSING
- HOMELESS SHELTERS

# Worksheet for Small Group Discussion

## 1. Introductions

## 2. Rank the need for the following from 1- 7, with 1 being the highest need:

- 1 Affordable Housing
- 2 Housing and Services for Individuals Experiencing Homelessness
- 7 Community Facilities (e.g. libraries)
- 6 Community Services (e.g. healthcare)
- 4 Infrastructure
- 3 Accommodations for those with Special Needs
- 5 Economic Development (jobs/businesses)

## 3. What do you think are the most pressing needs in your community?

Affordable housing  
Free child care

## Worksheet for Small Group Discussion

### 1. Introductions

### 2. Rank the need for the following from 1- 7, with 1 being the highest need:

- 2 Affordable Housing
- 3 Housing and Services for Individuals Experiencing Homelessness
- 7 Community Facilities (e.g. libraries)
- 1 Community Services (e.g. healthcare)
- 6 Infrastructure
- 4 Accommodations for those with Special Needs
- 5 Economic Development (jobs/businesses)

### 3. What do you think are the most pressing needs in your community?

Healthcare + Mental/Healthcare for homelessness

**SP-45 Goals - 91.415, 91.215(a)(4)**

**Goals Summary Information**

**Table 14 – Goals Summary**

Goal Name	Start Year	End Year	Category	Geographic Area	Needs Addressed	Funding	Goal Outcome Indicator
Support services for low to moderate residents	2015	2020	Non-Homeless Special Needs	City Wide	Decent Housing  Suitable Living Environments	CDBG TBD	Availability/Ac cessibility Households assisted: 400
Homeless Services, Prevention and Shelter	2015	2020	Homeless Special Needs	City Wide	Homeless Needs  Suitable Living Environments	CDBG TBD	Availability/Ac cessibility Households assisted: 5000
Assistance to Low-income Renters and Homeowners	2015	2020	Affordable Housing	City Wide	Decent Housing	CDBG TBD	Sustainability Affordability Renters assisted: 5 Homeowners assisted: 5
Fair Housing	2015	2020	Non-Homeless Special Needs	City Wide	Fair Housing  Suitable Living Environments	CDBG TBD	Availability/Ac cessibility Households assisted: 150
Public Facilities	2015	2020	Infrastructure Non-Housing Community Development	LMI Block Groups and Facilities Serving Low-Income Households	Suitable Living Environments	CDBG TBD	Availability/Ac cessibility  Facilities and Area Improved: 4
Public Infrastructure	2015	2020	Infrastructure Non-Housing Community Development	LMI Block Groups and Facilities Serving Low-Income Households	Suitable Living Environments	CDBG TBD	Availability/Ac cessibility  Areas Improved: 5



## **A.68 Regional Analysis of Impediments to Fair Housing Survey Responses**

The survey and responses from City of Encinitas residents received as part of the development of the FY 2020-25 Regional Analysis of Impediments to Fair Housing are included within this appendix.

## City of Encinitas Analysis of Impediments Survey Responses

### **1. Do you reside in a City or an unincorporated area of San Diego County?**

#### **City**

Cardiff – 8

Encinitas – 106

Leucadia - 1

#### **Unincorporated County Community**

San Diego County – 3

Pacific Pines – 1

Encinitas – 2

Leucadia – 2

North County - 1

### **2. Have you personally ever experienced discrimination in housing?**

Yes – 14

No – 102

### **3. Who do you believe discriminated against you? (check all that apply)**

Landlord/Property Manager - 13

Mortgage Lender - 2

Real Estate Agent – 2

Government Staff Person - 0

Insurance Broker/Company - 0

Other (Please Specify):

- HUD & State Dept of Fair Employment and Housing (Also Selected Landlord/Property Manager)
- POSTED SIGN ON MAILBOXES IF YOUR ON SECTION 8 WE BASICALLY PAY YOUR RENT SO START DO MAINTENANCE ETC (Also Selected Landlord/Property Manager)

### **4. Where did the act of discrimination occur? (check all that apply)**

Apartment Complex – 5

Single-Family Neighborhood - 3

Mobile Home Park - 2

Condo/Townhome Development - 5

## City of Encinitas Analysis of Impediments Survey Responses

Public or Subsidized Housing Project 0

When Applying for City/County Programs - 0

Other (please specify):

- Section 8 Housing Choice Voucher (Also Selected Apartment Complex)
- Attached Home Rental

### **5. On what basis do you believe you were discriminated against? (check all that apply)**

Race - 0

National Origin - 0

Marital Status - 0

Family Stats (e.g. single parent with children, family with children or expecting a child) - 5

Color - 0

Ancestry - 0

Sexual Orientation - 0

Source of Income (e.g. welfare, unemployment insurance, Housing Choice Voucher/Section 8 Voucher) - 3

Religion - 0

Gender - 4

Age - 4

Disability/Medical Conditions (either you or someone close to you) - 1

Other (please explain):

- Would not count wife's include unless she got a letter from her doctor that she was on birth control but it was a long time ago
- We were looking to purchase mobile home. Renting land. Property owner did not like that we had a dog( gentle breed) also stated you have two sons, who grow up to be teenage boys.

### **6. How were you discriminated against?**

Not Shown Apartment - 4

Higher Security Deposit - 2

Delayed Repairs or Repairs Not Made - 3

Higher Ren - 2

## City of Encinitas Analysis of Impediments Survey Responses

Provided Different Housing Services or Facilities - 3

Service Support/Animal Deposit Charged - 1

Other (please specify):

- Evicted based on false allegations in order to avoid investigation of human trafficking and domestic terrorism, which was never even investigated by Fair Housing. They just knew I filed a complaint and wanted to get rid of the evidence. (Also Delayed Repairs or Repairs Not Made, Provided Different Housing Services or Facilities)
- Attitude (Also selected Delayed Repairs or Repairs Not Made)
- told they wanted a female renter
- see previous (Would not count wife's include unless she got a letter from her doctor that she was on birth control but it was a long time ago)
- Had cash in hand, income more than 10 times rental of land. Good credit. Stable employment. Property owner delayed approval of us. Almost missed out on sale. Very difficult when buying in children's school district, and close to beach to begin with.

### 7. *Have you ever been denied a:(check all that apply)*

"Reasonable Modification" - 2

"Reasonable Accommodation" - 2

N/A - 29

#### *a. If YES, what was your request?*

- I requested to relocate into a different unit due to being irradiated with microwave and millimeter wave frequencies. My doctor even stated that I needed to reside in a RF-free zone due to electromagnetic hypersensitivities. (Selected Reasonable Modification and Reasonable Accommodation)
- To help with MELDEW FINALLY HAD TO GET HEALTH DEPT, DELAY IN REPAIRS THAT SHOULD OF BEEN FIXED BEFORE I MOVED IN , ENDING UP WITH ENDURING BACK PAINS ETC (Reasonable Modification)
- Discrimination against dog breed, not a breed with an aggressive history(Selected Reasonable Accommodation)

### 8. *If you believe you have been discriminated against, have you reported the incident?*

Yes – 3

No – 27

#### *a. If NO – Why?*

## City of Encinitas Analysis of Impediments Survey Responses

Don't Know Where to Report - 4

Don't Believe it Makes Any Difference – 6

Afraid of Retaliation – 2

Too Much Trouble – 1

Other (please specify):

- thought it was normal
- I wouldn't rent from that landlord anyway after that.
- N/A, not discriminated against – 15

**b. If YES, how did you report the incident?**

- I filed numerous complaints of harassment, discrimination, and retaliation with HUD and Fair Housing, but no investigation ever took place.
- To MANAGER AND THE CITY ETC
- Poor survey design; I haven't been discriminated against.

**9. If you reported the complaint, what is the status?**

Unresolved -3

Resolved via Mediation – 0

Unresolved, Pending Resolution – 0

In Litigation – 0

Other (please specify):

- Moved ASAP
- Poor survey design; I haven't been discriminated against.

**10. Are you aware of a hate crime having been committed in your neighborhood?**

Yes – 12

No – 93

Don't Know – 0

**a. If YES, in what city did the hate crime occur?**

- I have been enrolled into a Slow-Kill No-Touch Torture assassination program by my Violence Against Women Act (VAWA) abuser former Navy Captain Peter Fagan.
- Encinitas – 10
- San Dieguito High School Academy
- Leucadia
- Olivenhain

**b. What was the basis? (check all that apply)**

## City of Encinitas Analysis of Impediments Survey Responses

Race - 5

National Origin - 2

Marital Status - 1

Family Status - 0

Color - 1

Ancestry - 1

Sexual Orientation - 1

Source of Income - 1

Religion – 6

Gender - 0

Age -1

Disability/Medical Condition - 1

Other (please elaborate):

- I am being retaliated against because I reported drug and human traffickers who are employed in government positions. They are targeting me with microwave directed energy weapons because I am being viewed as a "whistleblower" and a "dissident" and they are discrediting me by calling me "mentally ill"
- I have multiple clients that are Jewish and said there were swastika's painted on their driveways.

### **11. Have you ever attended a Fair Housing Training?**

Yes -13

No - 92

#### **a. If YES, was it free or was there a fee?**

Free - 12

Required a Fee - 1

#### **b. If YES, where was the training?**

Home – 2

Work – 7

Other (please specify):

- Community center
- Encinitas -2

### **12. Have you ever seen or heard a Fair Housing Public Service Announcement on TV/Radio/Online?**

Yes – 34

No -67

### **13. How did you hear about this survey?**

## City of Encinitas Analysis of Impediments Survey Responses

Email -16

Facebook -4

City of Encinitas Facebook page -2

Instagram - 2

Nextdoor – 33

City of Encinitas Manager Weekly Email -4

City of Encinitas email -3

City website -2

Computer -2

Other:

- From the Encinitas City Manager through Nextdoor
- Nextdoor Spyglass
- NextDoor Leucadia
- Nextdoor park place site
- it was on my computer through Encinitas Estates Nextdoor posting
- Professor
- The survey went by the city of Encinitas
- City Newsletter
- City of Encinitas
- City of Encinitas posting
- A friend
- Neighborhood blog
- News
- Social Media
- Neighborhood email program
- Work for a Non-profit company
- I heard about this survey through our neighborhood online communications vehicle.
- Cell phone

### **14. Ethnic Categories (select only one)**

Hispanic or Latino - 10

Not Hispanic or Latino - 83

### **15. Racial Categories (select only one)**

White – 75

Black/African American – 0

## City of Encinitas Analysis of Impediments Survey Responses

Asian -1

American Indian/Alaskan Native – 0

Native Hawaiian/Other Pacific Islander – 0

American Indian/Alaskan Native & White – 2

American Indian/Alaskan Native & Black/African American – 2

Asian and White – 1

Black/African American and White – 0

Other Multi-Racial – 8

### ***16. Do you rent or own your home?***

Rent – 21

Own -72

### **17. Age?**

18-24 - 1

25-34 - 6

35-44 - 7

45-54 - 16

44-64 - 30

**65+ - 29**

### ***18. Do you have a disability?***

Yes – 12

No - 80

### ***19. Do you have children under the age of 18 years old in your home?***

Yes – 26

No - 66



### **A.79** List of Stakeholders

This section provides a list of stakeholders who the City of Encinitas outreached to and/or met with as a part of the Housing Element Update outreach efforts.

**June 2020 Questionnaire - Direct Email Affordable Housing Property Owners and Managers, School Districts**

**Name**

Cantabria Senior Homes  
D. Braun  
D. Santistevan  
D. Levy  
D. Nunez  
E. Foster  
Esperanza Gardens  
Hunter Properties  
Iris Apartments  
J. Davidi  
J. Kelly  
J. Kessler  
K. Breen  
K. Corbet  
K. Johnson  
Manchester Apartments  
M. Adam  
M. Howard  
M. McGill  
M. Polan  
N. Merrill  
N. Frazier  
Pacifico Encinitas  
P. Thorpe  
S. Fecht  
Second Street Apts.- Don Countryman  
S. LaCasse  
Sunrise Management  
T. Hilsabeck  
T. Tinney  
W. Williams  
Z. Leigh

B. Jones

Cardiff Elementary School District

Encinitas Unified School District

Mira Costa College

San Dieguito High School

**Developers Roundtable Stakeholders List - May and August 2019**

Organization	Type	Name	Title
AAA Management, LLC		Rosalie Merks	Director of Real Estate Developer
Accretive Investments, Inc.		Randy Goodson	CEC
Affirmed Housing	Affd - Developer	James Silverwood	President
Affirmed Housing	Affd - Developer	Nicki Comet	Chief Financial Officer
Affordable Housing Advocates	Affd Hsng Advocate	Catherine Rodmar	Director & Supervising Attorney
AmCal Housing	Market Rate/Affordable Developmen	Mario Turner	Vice President of Developmen
American West Bank	Lender		
Avanath Capital Managemen	Affd - Investment Manager	Ron Juskiwicz	Chief Compliance Officer
Baldwin & Sons	Developer	Nick Lee	
Baldwin & Sons		Maria Mille	
BIA		Michael McSweeney	Public Policy Advisor
Bridge Housing	Affd - Developer	Elizabeth Van Benschoter	BRIDGE CDFI Preside
C & C Developer	Affd - Developer	Todd Cottle	
Chelsea Investment Corporation	Affd - Developer/Manager	Cheri Hofmar	President
Chelsea Investment Corporation	Affd - Developer/Manager	Matt Grosz	
		Bob Cummings	
Chelsea Investment Corporation	Affd - Developer/Manager	Ron Brockhoff	Development Manage
Chris Flaherty	Developer Market & Affd	Chris Flaherty	
City Ventures	Developer	Andy Gerber	Director of Developmen
CityMark Developer	Developer/Manager	Richard Gustafson	President
ColRich	Developer	Tony Pauke	Vice President, Acquistions
Community Housing Work	Aff Housing Developer	Sue Reynolds	President/CEC
Community Resource Cente	Advocate	Kaye Kelly	Sr Mgr of Devel & Major Gifts
ConAm	Developer/Manager		
Covelop	Developer	Damien Mavis	Principa
Cushman & Wakefiel		Peter Curry	Managing Director
Daspin & Aument, LLF	Real Estate Finacial Service:	Craig Gertz	
DC		Michael Gran	President
DCM Propertie:	Developer	Dave Meyer	
Equity Residential	Managemen	John Pasqueralli	
Greystar		Beau Brand	Senior Associate
Hallmark Communitie			
Harrison Properties	Developer	Keith Harrison	
Hitzke Developmen	Affordable Housing Developmen	Ginger Hitzke	President
Hyder & Co.	Affordable Management	Gary Da Prate	Vice President of Administratior
John DeWald & Associates		John DeWald	
KB Home		Raphael DiBianco	Director, Land Acquisition
Keys4Homes	Affd Hsng Advocate	Bob Kent	
Lennar Homes	Developer	Jaren Nuzmar	Project Manager
Lennar Homes	Developer	Ryan Green	VP Land Acquisition/Planning
Mana Investments, Inc		Orville Power	Managing Partne
Melia Home:		Monica Ultreras	
Mercy Housing	Affd - Developer/Manager	Julia Miller	
National CORI	Affd - Developer & Manager	Tony Mize	
National CORI		John Seymour	VP- Acquisition & Forward Planning
New Urban West Developmen			

Nolen Communities, LLC	Developer	Brian P. Grover	Managing Partner
North Coast Housing Inc	Affd - Developer/Manager	El	Property Manager
North County Lifeline	Affd Hsng Advocate	Don Stumpf	Executive Director
Norwood Development Strategies		Deborah Norwood Ruane	Consultant
Opportune Companies	Affd - Developer	Steve Bram	President
Pasco, Laret, Suiter and Associates	Entitlement Consultant/Engineer	Justin Suiter	Principal/President
Ryan Companies		Mike Mahoney	Senior VP of Development
San Diego Habitat for Humanity	Affd Builder/Advocate	Lori Holt Pfeife	President/CEC
San Diego Housing Federation	Affd Hsng Advocate	Steven Russell	Executive Director
San Diego Interfaith Housing Foundation	Affd - Developer & Advocate	Matt Jumpe	President
Sandag		Audrey Porcella	Associate Planner
Sandag		Seth Litchney	Senior Regional Planner
SGPA Architecture and Planning	Architects - Owner rep	Keith Pittsford	
Shea Homes	Developer	Paul Barnes	
Shea Homes	Developer	Sarah Morrel	
Shopoff Realty Investments	Real Estate Investment Company	Brian Rupp	Vice President of Development
Solari Enterprises	Affd - Management	Kara Cappelut	
Solutions for Change	Affd - Developer & Advocate	Chris Megisor	
The John Stewart Co.	Management & Developer	Debbi Stambaugh	Regional Manager
Trammel Crow Residential		Jessica D. Cassolati	Development Associate
UCSF	Affd Hsng Advocate	Norm Mille	Professor of Real Estate Finance
Urban Housing Communities	Affd - Developer	Mark Irving	Director of Development
Wakeland Housing & Development Corp	Affd - Developer	Rebecca Louie	VP/COC
Wermers Properties	Developer affordable & market	Austin Wermers	
Wermers Properties		Mike Heyer	
Wood Partners		Will Winkenhofel	Vice President
Zephyr		Jim McMenami	
	Developer	Jim Esposito	
		Scott Grady	
		Shannyn Henke	
		Stefan LaCasse	
North Coast Housing	Non-profit affordable housing	Pablo Jimenez	Chairman of the Board
KB Home Coastal	Developer	Troy Friedeck	
Colliers International		Ciara Trujillo	Senior VP Land Advisory Services
Colliers International		Erin J. McKinley	Land Advisor

**Stakeholders for Consolidated Plan and Analysis of Impediments Outreach**

Organization	Address	City	State	Zip
Chelsea Investment Corporation	5993 Avenida Encinas, Suite 101	Carlsbad	CA	92008
Dewald and Associates				
Shea Homes	9990 Mesa Rim Rd	San Diego	CA	92121
Bridge Housing	2202 30th St	San Diego	CA	92104
Wakeland Housing	1230 Columbia Street, Suite 950	San Diego	CA	92101
Mercy Housing California	1500 South Grand Ave, Suite 100	Los Angeles	CA	90015
Hitzke Development Corporation	PO Box 1700	Temecula	CA	92953
Solutions for Change	722 West California Ave	Vista	CA	92083
Century Housing Corporation	1000 Corporate Pointe	Culver City	CA	90230
New Urban West Development	1733 Ocean Avenue, Suite 350	Santa Monica	CA	90401
Community Housing Works	2815 Camino del Rio South, Suite 350	San Diego	CA	92108
Corporation for Supportive Housing	328 Maple Street, 4th Floor	San Diego	CA	92103
Sun Country Builders	138 Civic Center Dr	Vista	CA	92084
CityMark Development	3818 Park Blvd	San Diego	CA	92103
Stefan LaCasse	364 2nd Street, #5	Encinitas	CA	92024
Dianna Nunnez				
Habitat for Humanity	10222 San Diego Mission Road	San Diego	CA	92108
Encinitas Preservation Association	818 S. Coast Hwy. 101	Encinitas	CA	92024
San Diego Housing Federation	3939 Iowa Street, Suite 1	San Diego	CA	92104
Corporation for Supportive Housing	328 Maple Street, 4th Floor	San Diego, CA	92103	
Dave Meyer DCM Properties	P.O.Box 232280	Encinitas, CA	92023	
Debbie Fountain Carlsbad Housing & Neighborhood Services	1200 Carlsbad Village Dr	Carlsbad, CA	92008	
Dianna Nunnez	399 Hillcrest Dr	Encinitas, CA	92024	
Downtown Encinitas Mainstreet Association	818 S Coast Hwy 101	Encinitas, CA	92024	
Easter Seals	1035 E. Valley Parkway	Escondido, CA	92025	
El Camino Christian Fellowship	510 S El Camino Real	Encinitas, CA	92024	
Encinitas Chamber of Commerce	535 Encinitas Blvd	Encinitas, CA	92024	
Encinitas Lions Club	168 Del Mar Shores Terrace	Solana Beach, CA	92075	
Encinitas Preservation Association	818 S. Coast Hwy 101	Encinitas, CA	92024	
Encinitas Rotary Club	P.O. Box 230223	Encinitas, CA	92023	
Fraternity House Inc	20702 Elfin Forest Rd	Escondido, CA	92029	
Habitat for Humanity	8128 Mercury Rd	San Diego, CA	92111	
Habitat for Humanity	10222 San Diego Mission Road	San Diego, CA	92108	
Hallmark Communities	964 Urania Ave	Leucadia, CA	92024	
Hitzke Development Corporation	PO Box 1700	Temecula, CA	92953	
House of Praise Evangelical Church	511 Encinitas Blvd	Encinitas, CA	92024	
Interfaith Community Services	4700 North River Road	Oceanside, CA	92057	
Interfaith Shelter Network	3530 Camino del Rio North, Suite 301	San Diego, CA	92108	
Jehovah's Witnesses	267 Quail Gardens Dr	Encinitas, CA	92024	
Jehovah's Witnesses-Kingdom	1821 S El Camino Real	Encinitas, CA	92024	
Jewish Family Service	8804 Balboa Ave	San Diego, CA	92123	
John DeWald & Associates	1855 Freda Lane	Cardiff, CA	92007	

Jonathan Tarr Foundation	560 North Highway 101 #1	Encinitas, CA 92024		
Keith Harrison Harrison Properties	364 2nd St #6	Encinitas, CA 92024		
Kiwanis Club	P.O. Box 230635	Encinitas, CA 92023		
Lennar Homes	25 Enterprise Suite 300	Aliso Viejo, CA 92656		
Leucadia 101 Main Street Association	386 N Coast Highway 101	Encinitas, CA 92024		
Meals on Wheels	930 Boardwalk Street, Unit C	San Marcos, CA 92078		
Melia Homes	8951 Research Dr #100	Irvine, CA 92618		
Mercy Housing California	1500 South Grand Ave, Suite 100	Los Angeles, CA 90015		
Michael McSweeney Building Industry Association	9201 Spectrum Center Blvd, Suite 110	San Diego, CA 92123-1407		
National Core	9421 Haven Ave	Rancho Cucamonga, CA 91730		
New Life Christian Fellowship	831 3rd St	Encinitas, CA 92024		
New Urban West Development	1733 Ocean Avenue, Suite 350	Santa Monica, CA 90401		
Nick Lee Baldwin & Sons	610 West Ash, Suite 1500	San Diego, CA 92101		
Norm Miller	5374 Linda Vista Rd	San Diego, CA 92024		
North Coast Presbyterian Church	1831 S El Camino Real	Encinitas, CA 92024		
North County Community Services	1557 Grand Avenue, Ste C	San Marcos, CA 92008		
North County Lifeline	200 Michigan Ave	Vista, CA 92084		
Pacific View Baptist Church	845 Santa Fe Dr	Encinitas, CA 92024		
Ranch View Baptist Church	416 Rancho Santa Fe Rd	Encinitas, CA 92024		
Regional Task Force on the Homeless	4699 Murphy Canyon Road	San Diego, CA 92123		
San Diego Housing Federation	3939 Iowa Street, Suite 1	San Diego, CA 92104		
San Dieguito Alliance	P.O. 2448	Del Mar, CA 92014		
San Dieguito United Methodist Church	170 Calle Magdalena	Encinitas, CA 92024		
Seacoast Community Church	1050 Regal Rd	Encinitas, CA 92024		
Seaside Presbyterian Church	367 La Veta Ave	Encinitas, CA 92024		
Self-Realization Fellowship	939 2nd St	Encinitas, CA 92024		
Self-Realization Fellowship: Hermitage	215 W K St	Encinitas, CA 92024		
Shea Homes	9990 Mesa Rim Rd	San Diego, CA 92121		
Solutions for Change	722 West California Ave	Vista, CA 92083		
St Andrew's Episcopal Church	890 Balour Dr	Encinitas, CA 92024		
St John's Catholic Church	1001 Encinitas Blvd	Encinitas, CA 92024		
St Mark Lutheran Church	552 S El Camino Real	Encinitas, CA 92024		
St. John's Catholic Church Mexican American Apostolate	1001 Encinitas Blvd	Encinitas, CA 92024		
Stefan LaCasse	364 Second Street, #5	Encinitas, CA 92024		
Sun Country Builders	138 Civic Center Dr	Vista, CA 92084		
TERI, Inc.	251 Airport Rd	Oceanside, CA 92058		
The Vine Church	208 Camino De Las Flores	Encinitas, CA 92024		
United Way of San Diego	4699 Murphy Canyon Road	San Diego, CA 92123		
Wakeland Housing	1230 Columbia Street, Suite 950	San Diego, CA 92101		
YMCA Oz North County	215 Barnes Street	Oceanside, CA 92054		
Zephyr	700 Second St	Encinitas, CA 92024		
Downtown Encinitas Mainstreet Association	818 S Coast Hwy 101	Encinitas	CA	92024
Cardiff 101 Main Street	PO Box 552	Cardiff	CA	92007
Encinitas Chamber of Commerce	535 Encinitas Blvd	Encinitas	CA	92024
Leucadia 101 Main Street Association	386 N Coast Highway 101	Encinitas	CA	92024
Cardiff Elementary	1888 Montgomery Ave	Cardiff By Sea	CA	92007
Ada Harris	1508 Windsor Road	Cardiff By Sea	CA	92007

Parkdale Lane	2050 Park Dale Lane	Encinitas	CA	92024
Ocean Knoll Elementary	910 Melba Road	Encinitas	CA	92024
Paul Ecke Elementaty	185 Union Street	Encinitas	CA	92024
Oak Crest Jr. High School	675 Balour Drive	Encinitas	CA	92024
San Dieguito High School	800 Santa Fe Drive	Encinitas	CA	92024
101 Artists Colony	1106 Second St, Suite 125	Encinitas	CA	92024
Jonathan Tarr Foundation	560 North Highway 101 #1	Encinitas	CA	92024
Seacoast Community Church	1050 Regal Rd	Encinitas	CA	92024
St John's Catholic Church	1001 Encinitas Blvd	Encinitas	CA	92024
St. John's Catholic Church: Mexican American Apostolate	1001 Encinitas Blvd	Encinitas	CA	92024
Church of Jesus Christ of Latter-Day Saints	1444 Lake Dr	Cardiff	CA	92007
San Dieguito United Methodist Church	170 Calle Magdalena	Encinitas	CA	92024
Jehovah's Witnesses-Kingdom	1821 S El Camino Real	Encinitas	CA	92024
North Coast Presbyterian Church	1831 S El Camino Real	Encinitas	CA	92024
The Vine Church	208 Camino De Las Flores	Encinitas	CA	92024
Self-Realization Fellowship: Hermitage	215 W K St	Encinitas	CA	92024
Jehovah's Witnesses	267 Quail Gardens Dr	Encinitas	CA	92024
Seaside Presbyterian Church	367 La Veta Ave	Encinitas	CA	92024
Ranch View Baptist Church	416 Rancho Santa Fe Rd	Encinitas	CA	92024
El Camino Christian Fellowship	510 S El Camino Real	Encinitas	CA	92024
House of Praise Evangelical Church	511 Encinitas Blvd	Encinitas	CA	92024
Christian Science Society of Encinitas	912 S. Coast Highway 101	Encinitas	CA	92024
Christian Science Churches & Reading Rooms	520 Balour Dr	Encinitas	CA	92024
St Mark Lutheran Church	552 S El Camino Real	Encinitas	CA	92024
Chapel of Awareness	560 3rd St	Encinitas	CA	92024
Coastal Christian Center	777 Santa Fe Dr	Encinitas	CA	92024
New Life Christian Fellowship	831 3rd St	Encinitas	CA	92024
Pacific View Baptist Church	845 Santa Fe Dr	Encinitas	CA	92024
St Andrew's Episcopal Church	890 Balour Dr	Encinitas	CA	92024
Bethlehem Lutheran Church	925 Balour Dr	Encinitas	CA	92024
Church of Christ	926 2nd St	Encinitas	CA	92024
Self-Realization Fellowship	939 2nd St	Encinitas	CA	92024
Encinitas Rotary Club	P.O. Box 230223	Encinitas	CA	92023
Encinitas Lions Club	168 Del Mar Shores Terrace	Solana Beach	CA	92075
Kiwanis Club	P.O. Box 230635	Encinitas	CA	92023
Jewish Family Service	285 N El Camino Real # 218	Encinitas	CA	92024
North County Lifeline	200 Michigan Ave	Vista	CA	92084
Fraternity House Inc	20702 Elfin Forest Rd	Escondido	CA	92029
San Dieguito Alliance	P.O. 2448	Del Mar	CA	92014
Community Resource Center	650 Second St	Encinitas	CA	92024
Meals on Wheels	930 Boardwalk Street, Unit C	San Marcos	CA	92078
YMCA Oz North County	215 Barnes Street	Oceanside	CA	92054
Casa de Amparo	325 Buena Creek Road	San Marcos	CA	92069
Catholic Charities-La Posada	2476 Impala Dr	Carlsbad	CA	92010
Bread of Life Rescue Mission	1919 Apple Street, Suite I	Oceanside	CA	92049
United Way of San Diego	4699 Murphy Canyon Road	San Diego	CA	92123
North County Community Services	1557 Grand Avenue, Ste. C	San Marcos	CA	92008



Easter Seals	1035 E. Valley Parkway	Escondido	CA	92025
Regional Task Force on the Homeless	4699 Murphy Canyon Road	San Diego	CA	92123
Alliance for Regional Solutions	1557-C Grand Ave	San Marcos	CA	92067
Interfaith Shelter Network	3530 Camino del Rio North, Suite 301	San Diego	CA	92108
Interfaith Community Services	4700 North River Road	Oceanside	CA	92057
TERI, Inc.	251 Airport Rd	Oceanside	CA	92058