

INFRASTRUCTURE TASK FORCE MEETING

MUNICIPAL FINANCE AND BUDGET OVERVIEW

March 27, 2023



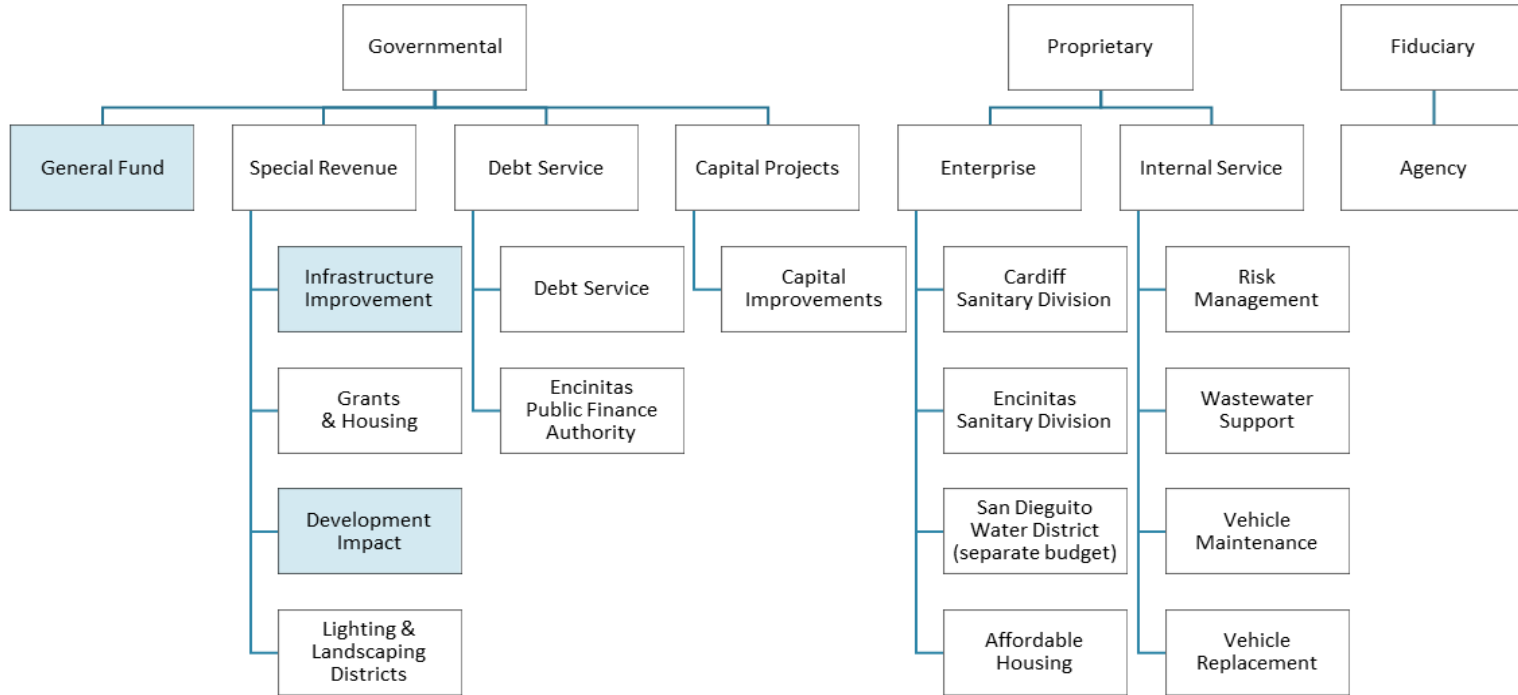
AGENDA

- **Financial Highlights**
- **Fund Structure**
- **Financial Policies**
- **Current FY 2022-23 Operating and CIP Budget**
- **Capital and Debt**
- **Long Range Forecast**

Financial Highlights

- **FY 2022-23 Operating Budget (All Funds) - \$105.6M**
 - **General Fund Operating Budget - \$82.8M**
- **FY 2022-23 Capital Improvement Program (CIP) (All Funds) - \$22.5M**
 - **General Fund CIP - \$6.9M**
- **Six-Year CIP Plan (FY 2022-2027) - \$111.0M**
 - **General Fund - \$39.2M (\$20M financed)**
- **Currently over 100 active CIP/Work projects**
- **"AAA" Bond Rating**

Fund Structure



Note: Highlighted funds are sources of CIP funding

Fund Structure – CIP Funding

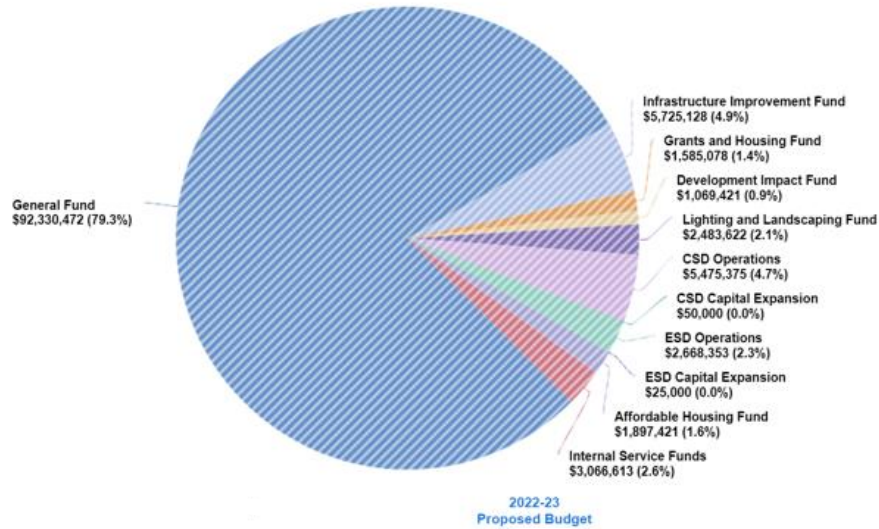
- **General Fund**
- **Infrastructure Improvement Fund**
 - Highway Users Tax Account (Gas Tax) Fund
 - TransNet
 - Federal and State Capital Grant Funds
- **Development Impact Fund**
 - Park Improvement and Park Acquisition Fees Funds
 - Traffic Mitigation Fees Fund
 - Regional Traffic Congestion Improvement Program (RTCIP)
 - Recreation Trails Fees Fund
 - Fire Mitigation Fees Fund
 - Flood Control Fees Fund
 - In Lieu Fees (Curb Gutter Sidewalks, Underground, Affordable Housing)

Financial Policies

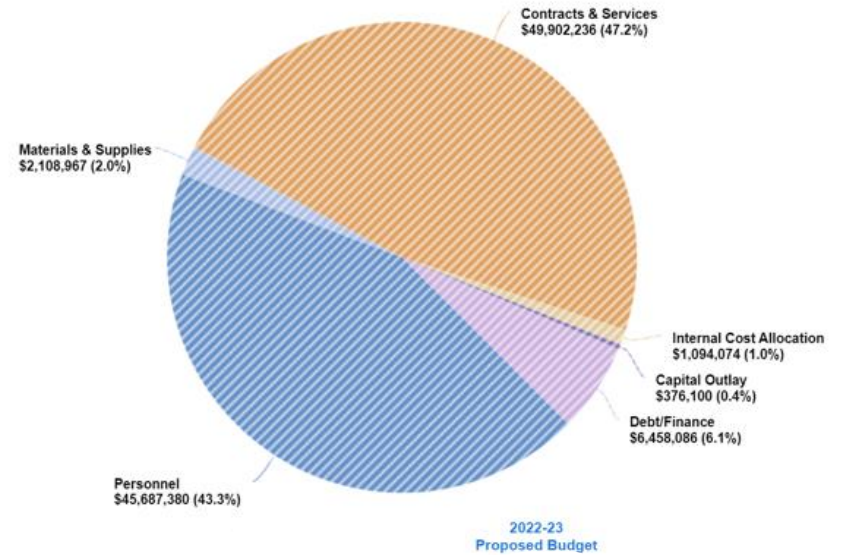
- **Structurally Balanced Budget**
- **Appropriations Limit (Gann Limit)**
- **Funding Capital Improvement and Work Projects – use restricted funds first**
- **General Fund Reserves - \$18.4M**
 - **Contingency Reserve – 20% of Operating Expenditures**
 - **Budget Stabilization Reserve – 2% of Operating Revenues**

FY 2022-23 Operating Budget for All Funds

Revenues – All Funds: \$116.4M

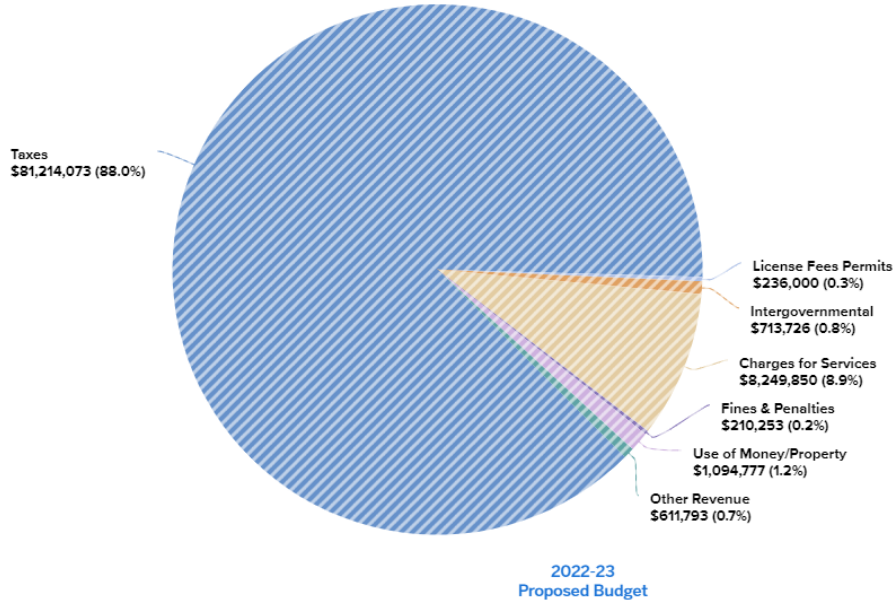


Expenditures/Expenses – All Funds: \$105.6M

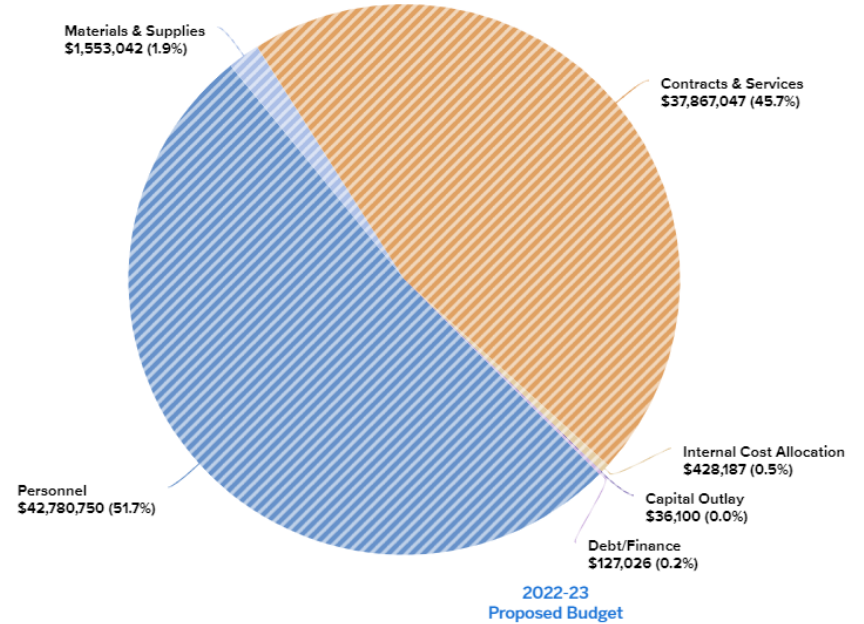


FY 2022-23 Operating Budget – General Fund

General Fund Revenues: \$92.3M



General Fund Expenditures: \$82.8M



Capital Program

Capital Improvement Project (CIP)

- \$100,000 and more
- Useful life of five years or more

CIP Categories

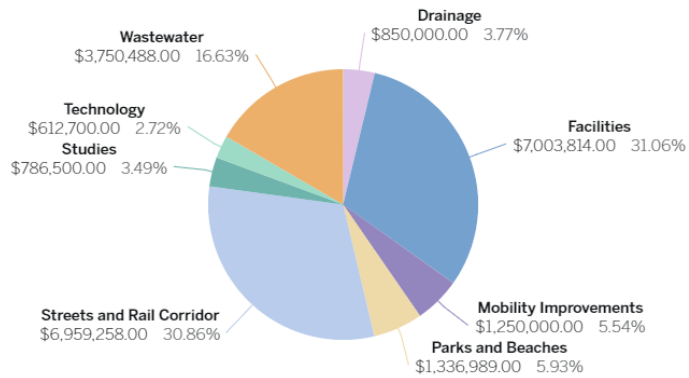
- Drainage
- Facilities
- Drainage
- Mobility Improvements
- Parks and Beaches
- Streets and Rail Corridor
- Wastewater
- Work Projects – Studies
- Work Projects – Technology

Capital Program

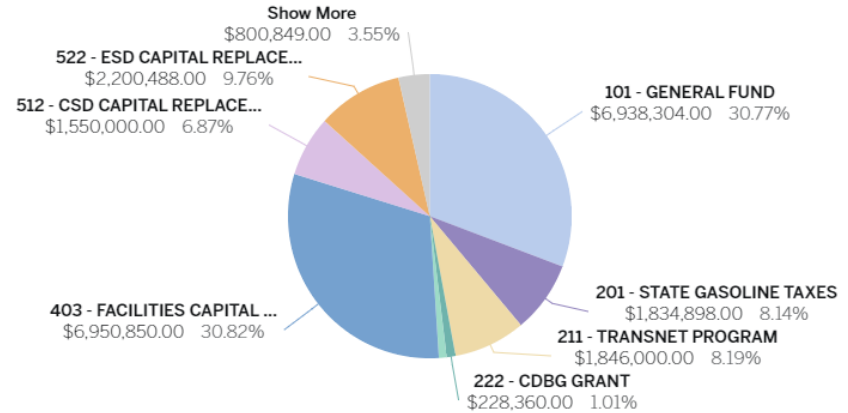
- **Fiscal Year 2022-2027 CIP Plan (adopted June 15, 2022)**
- **Total over six years**
 - \$111.0M all funds
 - General Fund - \$39.2M (\$20M loan financed)
- **Fiscal Year 2022-23**
 - \$22.5M all funds
 - General Fund - \$6.9M
- **Status of CIP projects as of September 30, 2022**

CIP Plan for FY 2022-23 - \$22.5M

CIP by Category



CIP by Funding Source



GENERAL FUND ANNUAL CIP/WORK PROJECTS – FY 2023-24

Project Name	FY23-24 Original Plan for Funding
ADA Curb Project (Transition Plan Compliance)	\$50K
Innovative Bike Lanes	\$25K
Safe Routes to School	\$200K
Traffic Safety and Calming	\$75K
General Mobility	\$300K
Storm Drain Repair	\$250K
Park Improvement Projects	\$236K
Technology *	\$434K
Work Projects *	<u>\$687K</u>
Total	\$2.3M

Handout – page 50



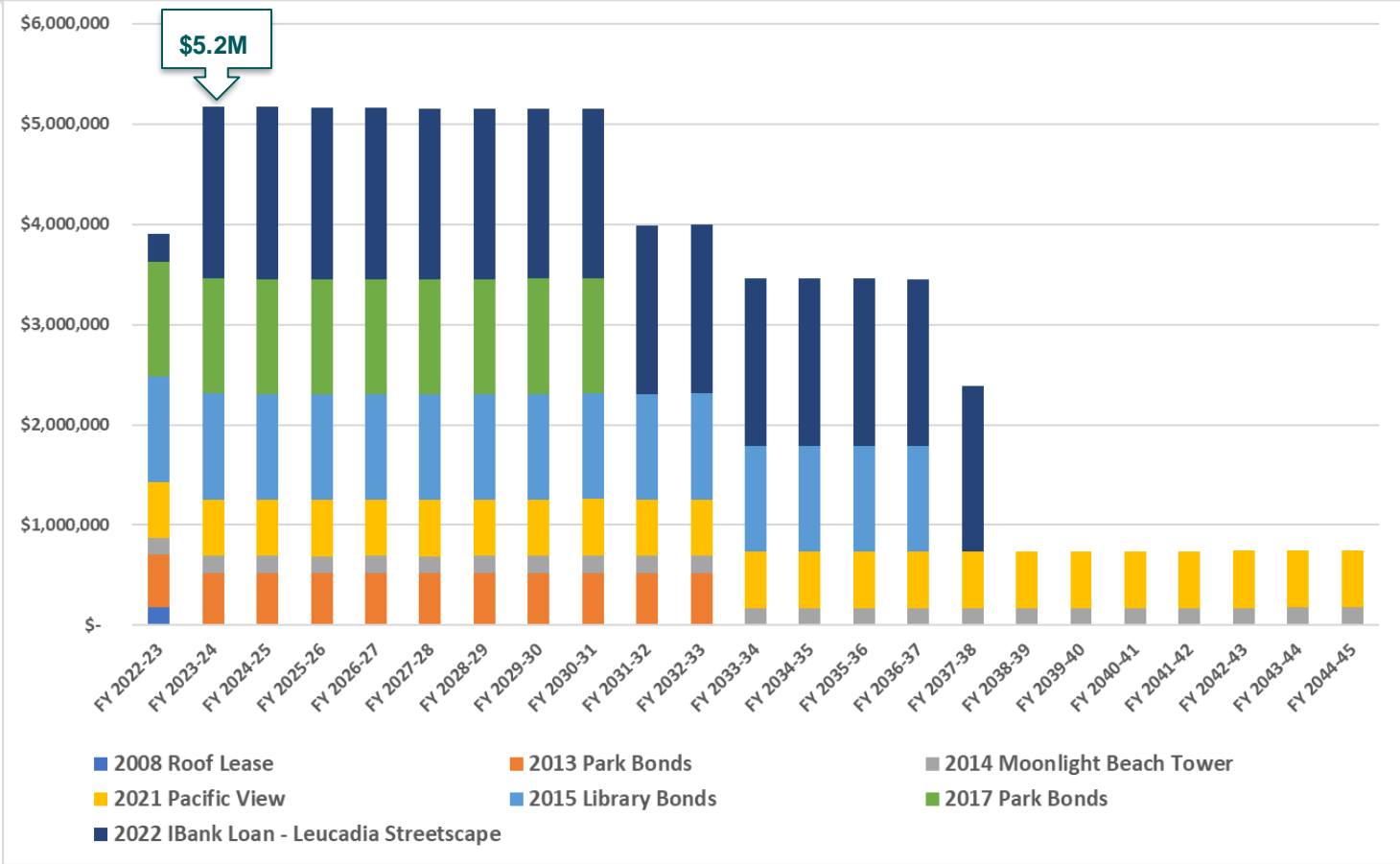
* Note: Final Budget will reflect a transition of Technology and Work Projects from CIP/Work projects to a separate Internal Service Fund/Operations beginning in FY 2023-24

Debt Service Fund

- **City has a AAA bond rating - the highest rating issued.**
- **Accounts for the accumulation of resources for –**
 - **the repayment of general long-term debt (principal)**
 - **interest**
 - **related costs**
- **Debt service on bonds and notes each year shall not exceed 15% of the General Fund budget**
- **FY 2023-24 Debt Service Payment - \$5.2M**

Debt Service FY 2023-2045

FY2023-24: \$5.2M



Long Range Forecast – General Fund (in Millions)

FY 2022-23 through FY 2026-27

