

City of Encinitas Likely Voter Survey -Report on Results -

May 9, 2016



Probolsky Research
3990 Westerly Place Suite 185
Newport Beach, CA 92660 USA

(949) 855-6400 Newport Beach
(415) 870-8150 San Francisco
(202) 559-0270 Washington DC

www.probolskyresearch.com

Table of Contents

I.	Executive Summary.....	1
II.	Interview Schedule.....	3
III.	Graphic Analysis/Presentation.....	14
IV.	Cross Tabulations.....	76
V.	Verbatim Responses to Open-Ended Questions	
	<i>Question 1</i>	254
	<i>Question 10</i>	277
	<i>Question 13</i>	305
	<i>Question 15</i>	314
	Question 16.....	328
	Question 30.....	338
	Question 31.....	352



Encinitas Likely Voter Survey

Executive Summary

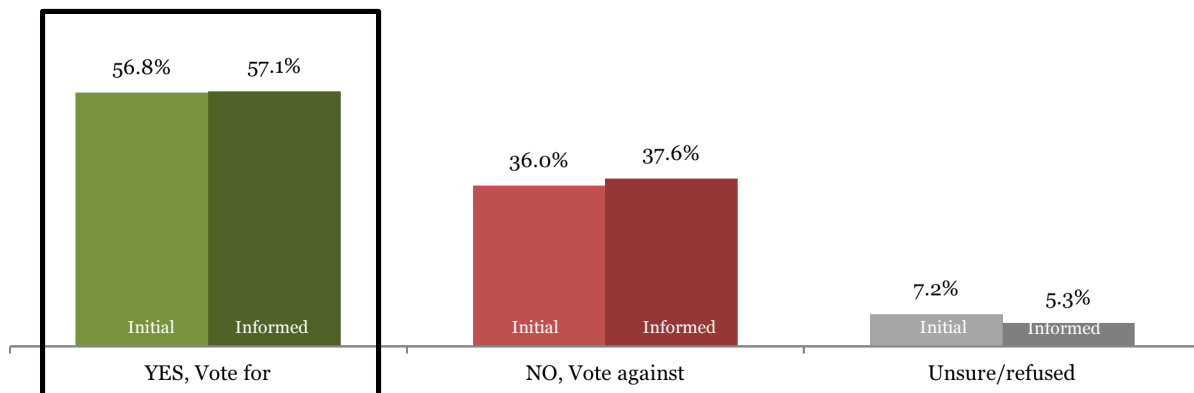
From Friday, April 29 through Thursday, May 4, 2016 Probolsky Research conducted a telephone survey of likely November, 2016 General Election voters within the City of Encinitas. A total of 303 surveys were collected. A survey of this size yields a margin of error of +/-5.8% with a 95% degree of confidence. Interviews were conducted with voters on both landline and mobile phones (52.1% of completed interviews were made on mobile phones) and were offered in English and Spanish languages.

Our sample was developed from voter files originally compiled by San Diego County Registrar of Voters. Likelihood to vote was determined based on past voting behavior.¹ Probolsky Research applies a stratified random sampling methodology to our sample design. In other words, we ensure that the demographic proportions of survey respondents match the demographic composition of the universe being researched.

A Majority of Likely Voters Within Encinitas Support Amending the City's Housing Element

Our research revealed that a majority of likely November, 2016 General Election voters support amending the City's Housing Element. Levels of both support and opposition remain nearly identical after hearing detailed information about the proposed amendment

SUPPORT REMAINS CONSISTENT BEFORE INFORMATION HAS BEEN PRESENTED AND AFTER



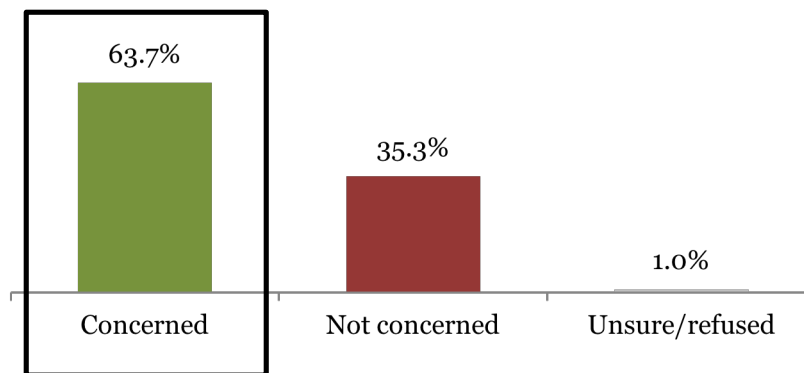
Question: "California law requires cities to plan for housing availability, including housing that is more affordable for young families and professionals, first-time homebuyers, seniors and others. Encinitas is the only city in San Diego County that does not have a certified Housing Plan and is in violation of State law. Encinitas needs to plan for 1,093 new attached and multifamily housing units. This plan does not approve individual projects, but provides opportunities for their construction in the future. If Encinitas does not provide a plan, the City could be penalized. The City could be blocked from eligibility for grant money and could be told what it can and cannot do by a judge until a plan is approved. The City simply needs to change the zoning laws to allow for new housing to be built. Then it is up to private developers and land owners to decide if there is demand for new housing to actually be built. Encinitas voters will have the opportunity to vote on a ballot measure in the November 2016 General Election to either approve or deny amending the City's Housing Plan, called the "Housing Element" to provide for housing now and in the future that meets the needs of Encinitas Residents. Amending the Housing Element must be approved by Encinitas voters in order to be implemented by the City Council. If an election were held today, would you vote yes, in favor of amending the City's Housing Element, or vote no, against it? Please pick one."

¹ Our November, 2016 General Election turnout model (PDI Universe 16P9 PLUS those who have registered to vote since January 2016) consisted of those voters who: (Voted at least 1 of 11/12, 6/14 or 11/14), Or (Voted at least 2 of 2/08, 6/08, 11/08, 6/10, 11/10 or 6/12), Or (Registered since 11/14) & to qualify for universe all voters had to have voted on 11/12, in 2014 or 2015, or any Registered since 11/14, OR registered to vote since 1/16.

It should be noted that early in the survey we found that while the community largely opposes new development in general, when development is put in the context of housing that is “within reach of most working families, young professionals and new home buyers” voters feel very differently and in fact recognize the need for such housing development. This sort of mixed opinion is typical of nuanced issues and respondents often feel generally one way about a topic, but when contextualized to a specific instance with unique factors opinions often change significantly, as was the case in this research.

While support for the Housing Element Update appears driven by several factors rather than one driving theme (as is often the case in California coastal communities such as Encinitas), an overarching concern about future housing availability clearly is one of the core drivers.

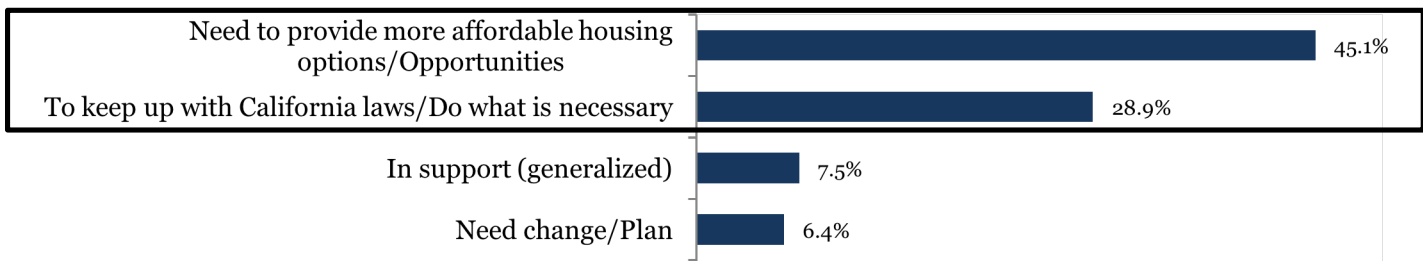
63.7% ARE CONCERNED ABOUT THE AVAILABILITY OF HOUSING THAT IS PRICED WITHIN THE REACH OF MOST WORKING FAMILIES, YOUNG PROFESSIONALS AND NEW HOME BUYERS



Question: “How concerned are you about the availability of housing that is priced between \$400,000 and \$700,000 or in the rental range of between \$1,500 and \$3,500 per month, within reach of most working families, young professionals and new home buyers in Encinitas in the years to come?”

This sentiment is reflected by responses given by those who indicated they would vote yes, in favor of the amendment, and is augmented by the additional, pragmatic recognition that the City needs to comply with California state law.

WHY DOES A MAJORITY SUPPORT AMENDING THE CITY’S HOUSING ELEMENT?²



Question: “Thinking specifically, why would you vote yes, in favor of amending the City’s Housing Element?”

Probolsky Research specializes in opinion research on behalf of government, business, non-profit and special interest clients.

² Asked of those who said they would vote yes, in favor of amending the City’s Housing Element. Open-ended question.

City of Encinitas - Likely Voter Survey

Interview Schedule

Field Dates: Friday, April 29 through Thursday, May 4, 2016
 Universe: Likely November 2016 General Election City of Encinitas voters: (PDI Universe 16P9 PLUS those who have registered to vote since January 2016) consisted of those voters who: (Voted at least 1 of 11/12, 6/14 or 11/14), Or (Voted at least 2 of 2/08, 6/08, 11/08, 6/10, 11/10 or 6/12), Or (Registered since 11/14) & to qualify for universe all voters had to have voted on 11/12, in 2014 or 2015, or any Registered since 11/14, OR registered to vote since 1/16.
 N = 303
 Margin of Error = +/- 5.8%

Hello, may I speak with _____? [IF NOT AVAILABLE—SCHEDULE CALLBACK]
 This is _____ with the Western States Policy Research Center a regional opinion research organization.
 We are conducting a survey about issues facing your community. Your opinion is important.

1. What is the most important issue facing your community today?
 [PROBE HEAVILY, CAPTURE AND CODE]: _____

Transportation /Traffic	11.9%
Affordable Housing/Living	11.9%
Jobs/Economy	11.6%
Water/Drought	10.6%
Over Population/Controlling Growth/Development	9.6%
Poverty	7.3%
Environmental	6.6%
Public Safety/Crime/Drugs	4.6%
Education/Schools/Higher Education	4.3%
Government	4.3%
Moral issues	1.0%
Security/Terrorism	0.3%
No issues	4.6%
Other	4.6%
Don't Know/Refused	6.9%

2. Do you think that the City of Encinitas is on the right track or on the wrong track?

Right track	64.7%
Wrong Track	24.1%
Unsure [DO NOT READ]	9.2%
Refused [DO NOT READ]	2.0%

3. Now I am going to read a list of several issues that may be facing your community. Please listen to each and then tell me which three issues are the most important to you? Choose three.
 [RANDOMIZE]

Maintaining and protecting the beach coastline	42.2%
The cost of housing	29.0%
Traffic	27.1%
Controlling growth and development	25.1%
City streets, sidewalk and alley conditions	23.1%
Homelessness	19.1%

Walking and biking options	18.2%
Keeping local businesses in town	17.5%
Parks, recreation and trails	16.5%
Farmland and open space	15.2%
Bringing jobs to the city	14.5%
The supply of housing	14.5%
City budget and finances	12.5%
Crime	8.9%
Encouraging more development and growth	6.9%
More shopping and restaurants	2.3%
Something else: _____ [CAPTURE AND CODE]	1.3%
Unsure [DO NOT READ]	1.3%
Refused [DO NOT READ]	0.3%

[SPLIT SAMPLE A]

4. In general, do you support or oppose more residential development, such as new housing, in Encinitas? [RECORD] [IF SUPPORT OR OPPOSE>>>] And would you say that you strongly or somewhat (support/oppose)?

Support (NET)	36.0%
<i>Strongly support</i>	14.0%
<i>Somewhat support</i>	22.0%
Oppose (NET)	57.3%
<i>Strongly oppose</i>	20.7%
<i>Somewhat oppose</i>	36.7%
Unsure [DO NOT READ]	4.7%
Refused [DO NOT READ]	2.0%

[SPLIT SAMPLE B]

5. In general, do you support or oppose more residential development that is priced at a level that is within reach of most working families, young professionals and new home buyers in Encinitas? [RECORD] [IF SUPPORT OR OPPOSE>>>] And would you say that you strongly or somewhat (support/oppose)?

Support (NET)	63.4%
<i>Strongly support</i>	34.0%
<i>Somewhat support</i>	29.4%
Oppose (NET)	33.3%
<i>Strongly oppose</i>	11.8%
<i>Somewhat oppose</i>	21.6%
Unsure [DO NOT READ]	1.3%
Refused [DO NOT READ]	2.0%

6. Which of the following statements do you agree with more? [RECORD] [IF AGREE WITH ONE STATEMENT>>>] And would you say that you strongly or somewhat (agree)? [ROTATE]

“Development is a problem in Encinitas, creating traffic and overcrowding schools and it’s only getting worse. We need to slow down development and do what we can to just keep things the way they are.” [NET]	55.1%
<i>Strongly agree</i>	36.3%
<i>Somewhat agree</i>	18.8%
“Development is good for Encinitas – development brings business, jobs and opportunity. Development allows our adult children the opportunity to find jobs and homes where they have grown up, rather than them being forced to look elsewhere and leave Encinitas. More housing options allows seniors to age in place. At the end of the day, development increases prosperity and quality of life in Encinitas.” [NET]	39.3%

<i>Strongly agree</i>	20.5%
<i>Somewhat agree</i>	18.8%
Unsure [DO NOT READ]	3.0%
Refused [DO NOT READ]	2.6%

7. What do you think should be the highest priorities when considering any type of new development in the City of Encinitas? Choose three.
[RANDOMIZE]

Preserving natural lands and fields	32.7%
Reducing traffic congestion	31.0%
Providing more transit, biking and walking options	29.4%
More housing choices that more people can afford	26.7%
Sustainable, green architecture and construction	22.1%
Reinvesting in existing infrastructure	18.5%
Preserve single-family neighborhoods	17.5%
Ensuring any new development reflects the community's look and feel	17.2%
Bringing jobs to the city and strengthening the local economy	14.9%
Public health and safety	13.5%
Compact building design or smaller homes	12.9%
More rental housing	10.2%
Mixing housing, retail, services, restaurants and jobs together	11.9%
More places to hangout and be social	9.9%
More housing for sale	9.9%
More attached and multifamily housing such as apartments and condos	8.3%
Something else: _____ [CAPTURE AND CODE]	1.7%
Unsure [DO NOT READ]	1.7%
Refused [DO NOT READ]	2.6%

8. Do you think that Encinitas has enough housing for families, workers, seniors, veterans, young adults and others community members in general or do you think there is a need for more housing in the city? [RECORD] [IF HAS ENOUGH HOUSING OR THERE IS A NEED FOR MORE HOUSING>>>] And would you say that (Encinitas definitely or probably has enough housing/there is definitely or probably a need for more housing in Encinitas)?

Encinitas has enough housing (NET)	53.5%
<i>Definitely</i>	29.4%
<i>Probably</i>	24.1%
There is a need for more housing in Encinitas (NET)	41.3%
<i>Definitely</i>	17.8%
<i>Probably</i>	23.4%
Unsure [DO NOT READ]	4.0%
Refused [DO NOT READ]	1.3%

9. How concerned are you about the availability of housing that is priced between \$400,000 and \$700,000 or in the rental range of between \$1,500 and \$3,500 per month, within reach of most working families, young professionals and new home buyers in Encinitas in the years to come? Would you say that you are extremely concerned, somewhat concerned, not too concerned or not at all concerned?

Concerned [NET]	63.7%
<i>Extremely concerned</i>	25.1%
<i>Somewhat concerned</i>	38.6%
Not concerned [NET]	35.3%
<i>Not at all concerned</i>	18.8%
<i>Not too concerned</i>	16.5%
Unsure [DO NOT READ]	0.7%
Refused [DO NOT READ]	0.3%

10. Is there any particular group of people that you think are being left out or left behind because of a lack of housing or because the cost of housing in Encinitas is too high for them right now?
[PROBE HEAVILY, CAPTURE AND CODE]: _____

Low/No income families	20.5%
Young families/People	17.5%
Middle class/Working families	8.9%
Young professionals	7.9%
Seniors	6.6%
Housing is unaffordable (general)	4.0%
Minorities	3.6%
Those than can afford it	2.6%
First time buyers	1.7%
Veterans	1.0%
Nothing/No	23.1%
Other	8.9%
Don't know/Refused	5.9%

11. Is there a certain type of buyer that you feel should be given the highest priority when considering new development in the City of Encinitas?
[RANDOMIZE]

Young families	18.8%
First time home buyers	11.6%
Veterans	6.9%
Seniors	6.9%
Young professionals	6.3%
Those who work and live within the City	6.3%
Those who have to commute to work in Encinitas by public transport	5.0%
Single parent households	3.6%
College students	3.0%
Disabled residents	1.3%
Families that are downsizing their homes	1.0%
Small business owners	0.7%
Someone else: _____ [CAPTURE AND CODE]	11.9%
Unsure [DO NOT READ]	9.9%
Refused [DO NOT READ]	6.9%

12. Have you heard of the City's recent effort to update the Housing Element, called "At Home in Encinitas"?

Yes	29.0%
No	68.0%
Unsure [DO NOT READ]	3.0%
Refused [DO NOT READ]	0.0%

[ASK ONLY OF THOSE WHO RESPOND "YES"]

13. In your own words, please tell me what you know about the Housing Element update, called "At Home in Encinitas"?
[PROBE HEAVILY, CAPTURE AND CODE]: _____

Provide more affordable housing/Development	40.9%
Complying with law/Requirements/Housing element	8.0%
Received some information (unspecified)	8.0%
Increases density	6.8%
Assessing housing situation	6.8%
Does harm/Negative opinion	5.7%

Need more information	4.5%
Housing for seniors	2.3%
Zoning update	2.3%
None	4.5%
Other	8.0%
Don't know/Refused	6.8%

California law requires cities to plan for housing availability, including housing that is more affordable for young families and professionals, first-time homebuyers, seniors and others. Encinitas is the only city in San Diego County that does not have a certified Housing Plan and is in violation of State law. Encinitas needs to plan for 1,093 new attached and multifamily housing units. This plan does not approve individual projects, but provides opportunities for their construction in the future. If Encinitas does not provide a plan, the City could be penalized. The City could be blocked from eligibility for grant money and could be told what it can and cannot do by a judge until a plan is approved. The City simply needs to change the zoning laws to allow for new housing to be built. Then it is up to private developers and land owners to decide if there is demand for new housing to actually be built.

14. Encinitas voters will have the opportunity to vote on a ballot measure in the November 2016 General Election to either approve or deny amending the City's Housing Plan, called the "Housing Element" to provide for housing now and in the future that meets the needs of Encinitas Residents. Amending the Housing Element must be approved by Encinitas voters in order to be implemented by the City Council.

If an election were held today, would you vote yes, in favor of amending the City's Housing Element, or vote no, against it? Please pick one. [RECORD] And would you say that you would definitely vote (for/against) or probably vote (for/against) amending the City's Housing Element? [IF UNSURE >>>] Would you say that you lean one way or another?
[ROTATE]

YES, Vote for [NET]	56.8%
<i>Definitely vote yes</i>	27.1%
<i>Probably vote yes</i>	27.4%
<i>Lean vote yes</i>	2.3%
NO, Vote against [NET]	36.0%
<i>Definitely vote no</i>	2.0%
<i>Probably vote no</i>	9.9%
<i>Lean vote no</i>	24.1%
Firm Unsure [DO NOT READ]	5.3%
Refused [DO NOT READ]	2.0%

[ASK ONLY OF THOSE WHO ANSWERED "VOTE YES"]

15. Thinking specifically, why would you vote yes, in favor of amending the City's Housing Element?
[PROBE HEAVILY, CAPTURE AND CODE]: _____

Need to provide more affordable housing options/Opportunities	45.3%
To keep up with California laws/Do what is necessary/Avoid penalties	31.4%
In support (general)	7.6%
Need change/Plan (unspecified)	4.1%
Give people the power/Advocate for the people	4.1%
Affects other areas/Transportation	2.3%
Creates better city environment/More diversity	0.6%
Other	5.8%
Don't know/Refused	2.9%

[ASK ONLY OF THOSE WHO ANSWERED "VOTE NO"]

16. Thinking specifically, why would you vote no, against amending the City's Housing Element?
[PROBE HEAVILY, CAPTURE AND CODE]: _____

Don't want more houses/More density/Traffic	40.4%
--	--------------

Don't trust government/Developers	13.8%
Won't do what it says/Needs changes	11.9%
Need more information	6.4%
It is fine as it is	5.5%
General opposition	5.5%
Ruin aesthetic/Character of city	5.5%
Don't want more lower income brought in	3.7%
Other	11.0%

Now I am going to read to you some background information about the proposal to amend the City's Housing Element to provide for housing now and in the future that meets the needs of Encinitas Residents. Please listen to each item and then tell me if it makes you more likely or less likely to vote yes, in favor of amending the Housing Element. If it makes no difference to you, just say so.

[ROTATE Q17-26]

17. Housing costs in Encinitas continue to climb, while the availability and variety of homes in Encinitas continues to drop. Meanwhile, the population is growing and the City's residents need more housing options that meet their needs. Does knowing this make you more likely or less likely to vote yes, in favor of amending the City's Housing Element? [RECORD] [IF MORE LIKELY OR LESS LIKELY>>>] And would you say that you are much (more/less) likely or somewhat (more/less) likely?

More likely to vote yes [NET]	52.5%
<i>Much more likely</i>	27.7%
<i>Somewhat more likely</i>	24.8%
Makes no difference to me [DO NOT READ]	9.6%
Less likely to vote yes [NET]	34.7%
<i>Much less likely</i>	11.6%
<i>Somewhat less likely</i>	23.1%
Unsure [DO NOT READ]	2.3%
Refused [DO NOT READ]	1.0%

18. California law requires cities to plan for housing availability. Encinitas is the only city in San Diego County that does not have a certified Housing Plan and is in violation of State law. If Encinitas does not provide a plan, the City could be penalized. The City could be blocked from eligibility for grant funds and could be told what it can and cannot do by a judge until a plan is approved. Does knowing this make you more likely or less likely to vote yes, in favor of amending the City's Housing Element? [RECORD] [IF MORE LIKELY OR LESS LIKELY>>>] And would you say that you are much (more/less) likely or somewhat (more/less) likely?

More likely to vote yes [NET]	65.3%
<i>Much more likely</i>	39.9%
<i>Somewhat more likely</i>	25.4%
Makes no difference to me [DO NOT READ]	6.6%
Less likely to vote yes [NET]	24.4%
<i>Much less likely</i>	5.9%
<i>Somewhat less likely</i>	18.5%
Unsure [DO NOT READ]	3.0%
Refused [DO NOT READ]	0.7%

19. Because there are no longer large open lands to develop in the San Diego Region, attached and multi-family housing, such as townhouses, condo and apartments, are largely what you can expect to see in the future. New housing in the City's Housing Element would consist of attached and multifamily neighborhoods. And most of these new neighborhoods would be mixed-use. A mixed-use project might have both residential and commercial included, such as stores, restaurants and offices on the ground floor and apartments or condos above. Does knowing this make you more likely or less likely to vote yes, in favor of amending the City's Housing Element? [RECORD] [IF MORE LIKELY OR LESS LIKELY>>>] And would you say that you are much (more/less) likely or somewhat (more/less) likely?

More likely to vote yes [NET]		49.8%
<i>Much more likely</i>	24.4%	
<i>Somewhat more likely</i>	25.4%	
Makes no difference to me [DO NOT READ]		5.9%
Less likely to vote yes [NET]		39.6%
<i>Much less likely</i>	14.2%	
<i>Somewhat less likely</i>	25.4%	
Unsure [DO NOT READ]		3.3%
Refused [DO NOT READ]		1.3%

20. If voters do not approve amending the City’s Housing Element, residents of Encinitas may see housing costs continue to rise, becoming so costly that its character changes. People may be priced out of the community, or neighborhoods become overcrowded, with several families or generations of the same family living together in one home. Does knowing this make you more likely or less likely to vote yes, in favor of amending the City’s Housing Element? [RECORD] [IF MORE LIKELY OR LESS LIKELY>>>] And would you say that you are much (more/less) likely or somewhat (more/less) likely?

More likely to vote yes [NET]		51.5%
<i>Much more likely</i>	31.7%	
<i>Somewhat more likely</i>	19.8%	
Makes no difference to me [DO NOT READ]		9.6%
Less likely to vote yes [NET]		33.3%
<i>Much less likely</i>	11.6%	
<i>Somewhat less likely</i>	21.8%	
Unsure [DO NOT READ]		3.3%
Refused [DO NOT READ]		2.3%

21. Amending the City’s Housing Element does NOT approve any specific projects. It only allows the City to zone areas for future projects, as needed. Specific projects would still go through the City’s permitting process to ensure that any new developments would fit within the City’s unique character. The Housing Element includes a new set of zoning and design rules to ensure that new housing and mixed-use neighborhoods are compatible with the City’s character. Does knowing this make you more likely or less likely to vote yes, in favor of amending the City’s Housing Element? [RECORD] [IF MORE LIKELY OR LESS LIKELY>>>] And would you say that you are much (more/less) likely or somewhat (more/less) likely?

More likely to vote yes [NET]		60.1%
<i>Much more likely</i>	28.4%	
<i>Somewhat more likely</i>	31.7%	
Makes no difference to me [DO NOT READ]		10.2%
Less likely to vote yes [NET]		26.1%
<i>Much less likely</i>	7.9%	
<i>Somewhat less likely</i>	18.2%	
Unsure [DO NOT READ]		3.0%
Refused [DO NOT READ]		0.7%

22. Amending the City’s Housing Element could bring new housing projects to the city that would not only be walkable, meaning create less traffic because they would be located within walking distance to shops and restaurants, but also they could be built near transportation hubs such as the train station and bus transit. This could cut down on new traffic in Encinitas. Does knowing this make you more likely or less likely to vote yes, in favor of amending the City’s Housing Element? [RECORD] [IF MORE LIKELY OR LESS LIKELY>>>] And would you say that you are much (more/less) likely or somewhat (more/less) likely?

More likely to vote yes [NET]		60.7%
<i>Much more likely</i>	36.0%	
<i>Somewhat more likely</i>	24.8%	

	Makes no difference to me [DO NOT READ]	7.6%
	Less likely to vote yes [NET]	30.0%
	<i>Much less likely</i>	10.6%
	<i>Somewhat less likely</i>	19.5%
	Unsure [DO NOT READ]	1.3%
	Refused [DO NOT READ]	0.3%
23.	The City's Housing Element would provide a mix of building types and site designs that reflect the unique characters of each of Encinitas' variety of neighborhoods. Does knowing this make you more likely or less likely to vote yes, in favor of amending the City's Housing Element? [RECORD] [IF MORE LIKELY OR LESS LIKELY>>>] And would you say that you are much (more/less) likely or somewhat (more/less) likely?	
	More likely to vote yes [NET]	59.1%
	<i>Much more likely</i>	27.4%
	<i>Somewhat more likely</i>	31.7%
	Makes no difference to me [DO NOT READ]	11.9%
	Less likely to vote yes [NET]	26.4%
	<i>Much less likely</i>	10.6%
	<i>Somewhat less likely</i>	15.8%
	Unsure [DO NOT READ]	2.0%
	Refused [DO NOT READ]	0.7%
24.	The City's Housing Element would ensure adequate infrastructure supported any new housing by locating future development in areas that have existing or capacity for infrastructure and public services. Developers would also pay fees to fund their share of public facilities and infrastructure needs. Does knowing this make you more likely or less likely to vote yes, in favor of amending the City's Housing Element? [RECORD] [IF MORE LIKELY OR LESS LIKELY>>>] And would you say that you are much (more/less) likely or somewhat (more/less) likely?	
	More likely to vote yes [NET]	59.1%
	<i>Much more likely</i>	30.7%
	<i>Somewhat more likely</i>	28.4%
	Makes no difference to me [DO NOT READ]	11.6%
	Less likely to vote yes [NET]	27.7%
	<i>Much less likely</i>	9.9%
	<i>Somewhat less likely</i>	17.8%
	Unsure [DO NOT READ]	1.0%
	Refused [DO NOT READ]	0.7%
25.	The City's Housing Element would locate housing in the right places to grow the local economy organically by supporting local businesses, adding local jobs, and delivering revenue to support critical City services. Does knowing this make you more likely or less likely to vote yes, in favor of amending the City's Housing Element? [RECORD] [IF MORE LIKELY OR LESS LIKELY>>>] And would you say that you are much (more/less) likely or somewhat (more/less) likely?	
	More likely to vote yes [NET]	60.7%
	<i>Much more likely</i>	26.4%
	<i>Somewhat more likely</i>	34.3%
	Makes no difference to me [DO NOT READ]	7.6%
	Less likely to vote yes [NET]	28.1%
	<i>Much less likely</i>	8.6%
	<i>Somewhat less likely</i>	19.5%
	Unsure [DO NOT READ]	2.3%
	Refused [DO NOT READ]	1.3%

26. One way to accomplish the goal of planning for additional new housing and mixed-use in Encinitas is to create new zoning rules that allow a property owner to keep their current zoning but also include rules that allow them to build housing and mixed-use if they decide they want to. This flexible zoning would only be in specific places that Encinitas voters approve, called “At Home in Encinitas Zoning Districts”. Do you support or oppose the flexible zoning concept of “At Home in Encinitas Zoning Districts”? [RECORD] [IF SUPPORT OR OPPOSE>>>] And would you say that you (strongly/somewhat) support or oppose?

Support [NET]	62.0%
<i>Strongly support</i>	24.4%
<i>Somewhat support</i>	37.6%
Makes no difference to me [DO NOT READ]	4.6%
Oppose [NET]	26.1%
<i>Strongly oppose</i>	9.2%
<i>Somewhat oppose</i>	16.8%
Unsure [DO NOT READ]	6.3%
Refused [DO NOT READ]	1.0%

Now I am going to read to you some statements of two local residents. Please listen to each statement and tell me with whom you agree more.
[ROTATE Q27-28]

27. ANDERSON says: “Amending the City’s Housing Element just means developers will be given freedom to squeeze high density apartments in places they don’t belong. Amending the City’s Housing Element will simply eliminate Encinitas’ unique neighborhood landscape, replacing it with cityscape islands of cul-de-sacs and multi-story buildings that destroy the character of the surrounding area. I’ll vote no.”

ROBERTSON says: “Amending the City’s Housing Element is a requirement, and the City has taken a responsible approach to not only complying with state law, but also ensuring that any future development fits well within the context of our community’s unique neighborhoods. The amendment will mean that respect for the local environment will guide the direction of new developments from the very beginning, helping to ensure that any new project protects, maintains and enhances our City’s unique character. I’ll vote yes.”

With whom do you agree more, ANDERSON or ROBERTSON?
[ROTATE WITH QUESTION AND ANSWERS]

ANDERSON who says she’ll vote no, against amending the Housing Element	40.3%
ROBERTSON who says she’ll vote yes, in favor of amending the Housing Element	53.5%
Unsure [DO NOT READ]	5.3%
Refused [DO NOT READ]	1.0%

28. SMITH says: “Amending the City’s Housing Element will forever change our quality of life in Encinitas. I’ll vote no.”

THOMAS says: “My own children can’t afford to live in Encinitas. Amending the City’s Housing Element means young professionals and first-time home buyers will be able to live and work in our community. If the people who make Encinitas so special cannot afford to live here, then we will change into place just for the rich and lose its charm. I’ll vote yes.”

With whom do you agree more, SMITH or THOMAS?
[ROTATE WITH QUESTION AND ANSWERS]

SMITH who says she’ll vote no, against amending the Housing Element	37.3%
THOMAS who says she’ll vote yes, in favor of amending the Housing Element	56.1%
Unsure [DO NOT READ]	5.9%
Refused [DO NOT READ]	0.7%

29. Knowing what you do now, if an election was held today, would you vote yes, in favor of amending the City's Housing Element, or vote no, against it? Please pick one. [RECORD] And would you say that you would definitely vote (for/against) or probably vote (for/against) amending the City's Housing Element? [IF UNSURE >>>] Would you say that you lean one way or another? [ROTATE]

YES, Vote for [NET]	57.1%
<i>Definitely vote yes</i>	31.4%
<i>Probably vote yes</i>	23.8%
<i>Lean vote yes</i>	2.0%
NO, Vote against [NET]	37.6%
<i>Definitely vote no</i>	2.6%
<i>Probably vote no</i>	10.2%
<i>Lean vote no</i>	24.8%
Firm Unsure [DO NOT READ]	4.6%
Refused [DO NOT READ]	0.7%

[ASK ONLY OF THOSE WHO ANSWERED "VOTE YES"]

30. Thinking specifically, why would you vote yes, in favor of amending the City's Housing Element? [PROBE HEAVILY, CAPTURE AND CODE]: _____

Need to provide more affordable housing options/Opportunities	45.1%
To keep up with California laws/Do what is necessary	28.9%
In support (general)	7.5%
Need change/Plan (unspecified)	6.4%
Creates better city environment/More diversity	4.6%
Affects other areas/Transportation	4.0%
Give people the power/Advocate for the people	1.2%
Other	6.9%
Don't know/Refused	1.7%

[ASK ONLY OF THOSE WHO ANSWERED "VOTE NO"]

31. Thinking specifically, why would you vote no, against amending the City's Housing Element? [PROBE HEAVILY, CAPTURE AND CODE]: _____

Don't want more houses/More density/Traffic	40.4%
It is fine as it is	14.0%
Ruin Aesthetic/Character of city	12.3%
Don't trust government/Developers	7.0%
General Opposition	5.3%
Won't do what it says/Needs changes	5.3%
Need more Information	2.6%
Other	18.4%
Don't know/Refused	2.6%

In 2013 Encinitas voters approved Proposition A, which required voter approval for any major changes to City planning policy documents.

Now I am going to read to you some statements of two local residents. Please listen to each statement and tell me with whom you agree more.

32. DR. JONES says: "Proposition A is clear, the voters get to vote on land use changes and height changes, and that's it. The November ballot measure for the housing element should be limited in scope to keep it simple and uncomplicated and leave the decision-making about design details of future development projects up to the city planning commission and professional planning staff."

DR. MILLER says: “While Proposition A was clear that the voters only had the right to vote on land use and height changes, the spirit of the proposition was to allow the voters a say in every detail of the planning process. The voters should be able to roll up our sleeves and get into the nitty-gritty of every detail of every development project. The November housing element ballot measure should have every last design detail in it for voters to vote up or down.”

With whom do you agree more, DR. JONES or DR. MILLER?
[ROTATE WITH QUESTION AND ANSWERS]

DR. JONES who says leave the decision-making about details to City staff	44.2%
DR. MILLER who says the November housing element ballot measure should have every last design detail in it	47.2%
Unsure [DO NOT READ]	7.9%
Refused [DO NOT READ]	0.7%

The following questions are for demographic purposes...

33. For demographic purposes only, which of the following best describes your ethnic background?

Latino/Hispanic	7.6%
White/Caucasian	83.5%
Black/African American	0.3%
Asian	1.7%
Other	3.0%
Refused [DO NOT READ]	4.0%

Thank you for your time. Have a great (day/evening).

Graphic Analysis/ Presentation



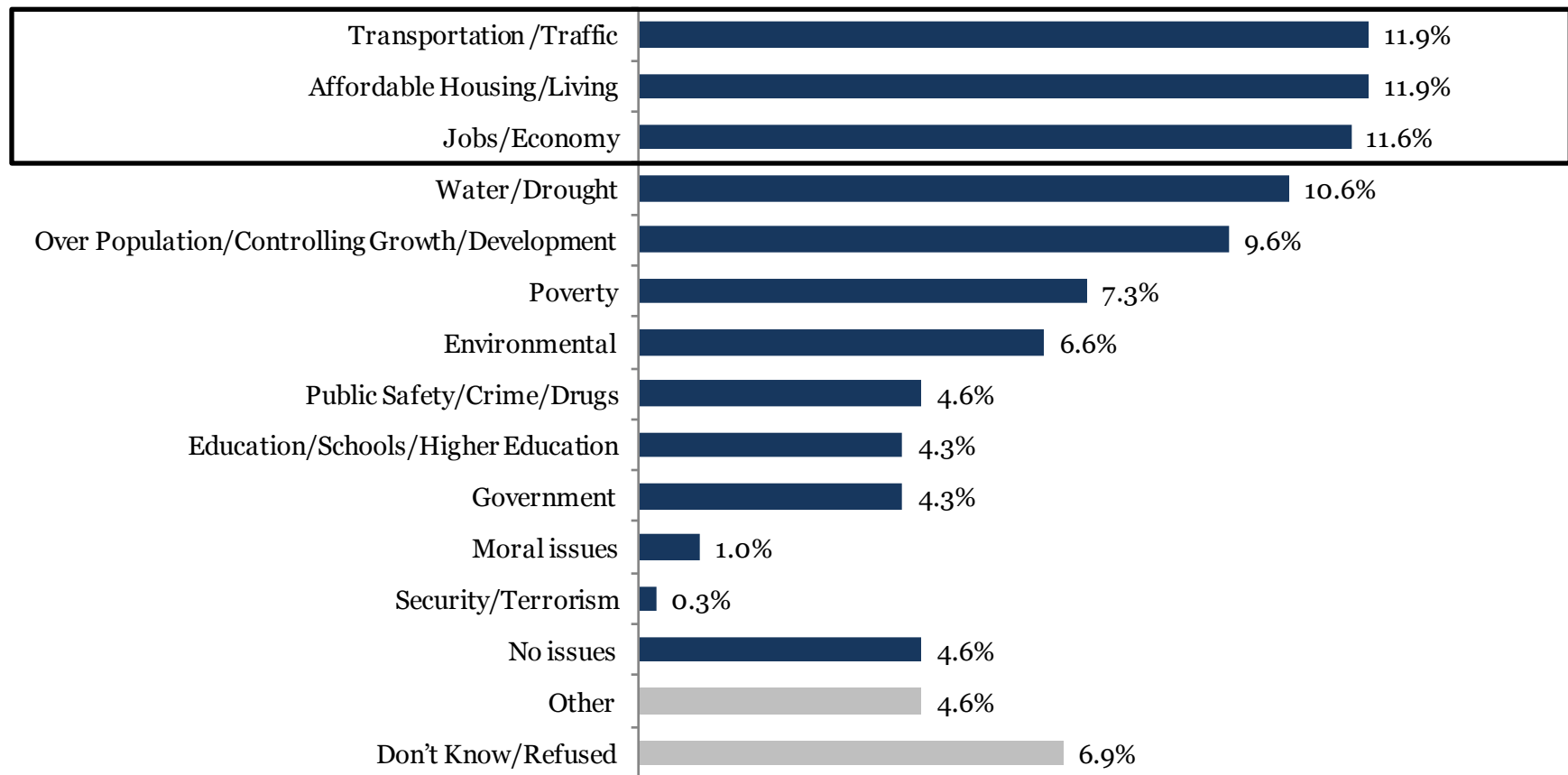
General Regional Themes



Transportation, housing and jobs/the economy

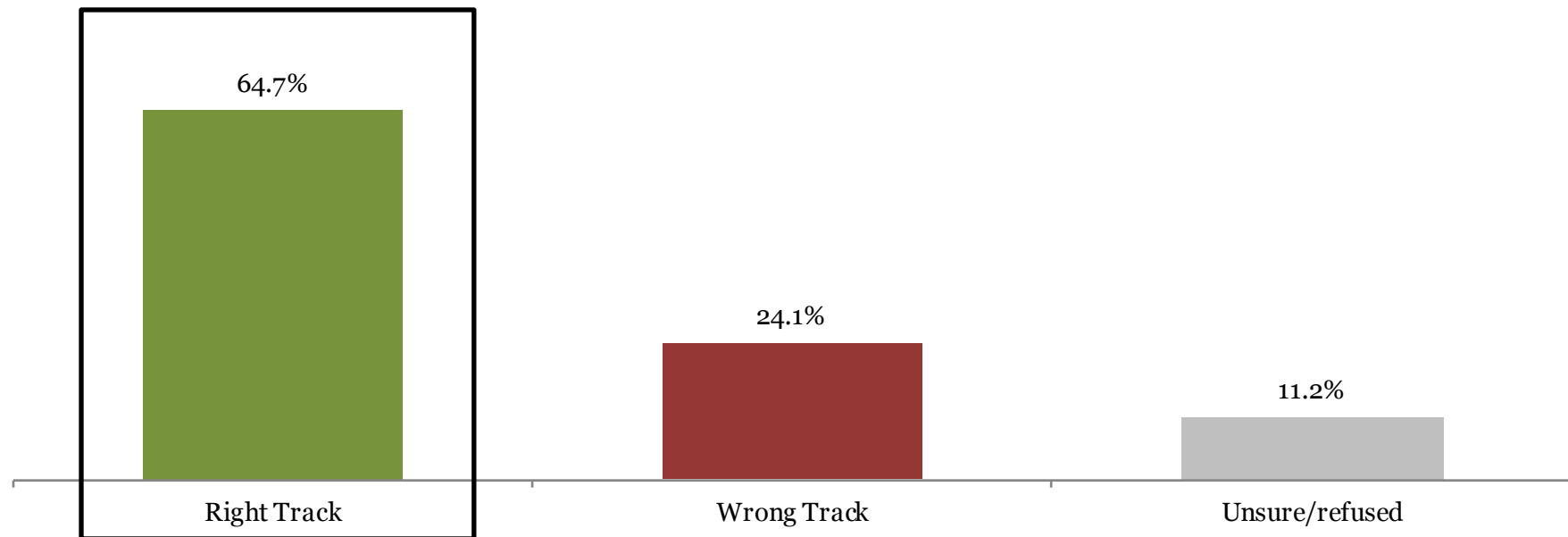
Are the most important issues in the community

Question: What is the most important issue facing your community today?



64.7% think the City of Encinitas Is on the right track

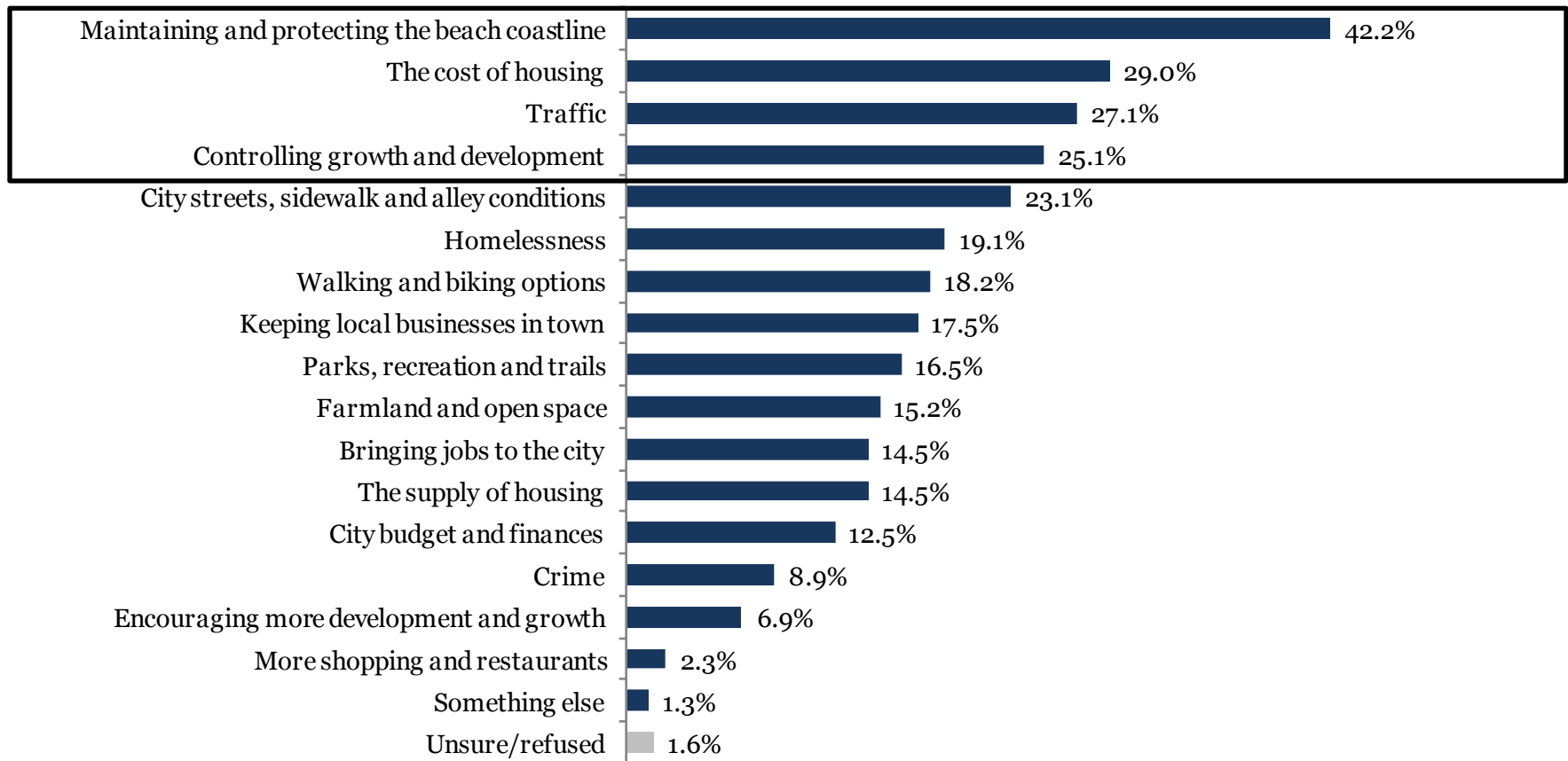
Question: Do you think that the City of Encinitas is on the right track or on the wrong track?



What community issues are most important

To Encinitas' likely voters

Question: Now I am going to read a list of several issues that may be facing your community. Please listen to each and then tell me which three issues are the most important to you? Choose three.



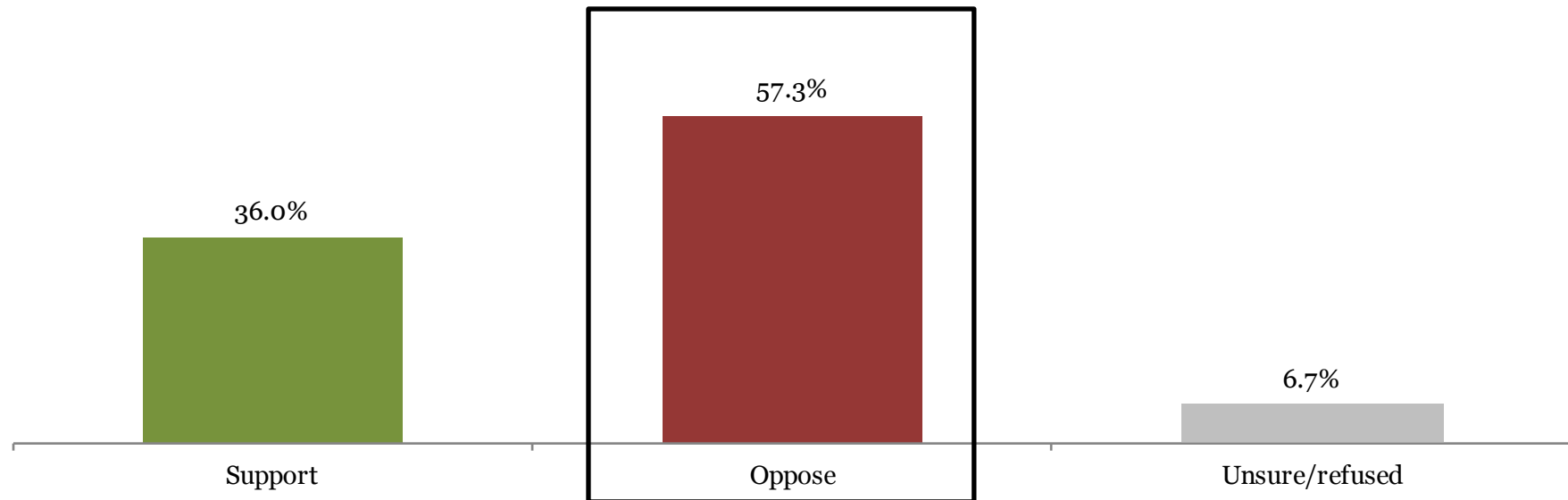
The Community Appears to View New Development Negatively



57.3% oppose more residential development

In Encinitas

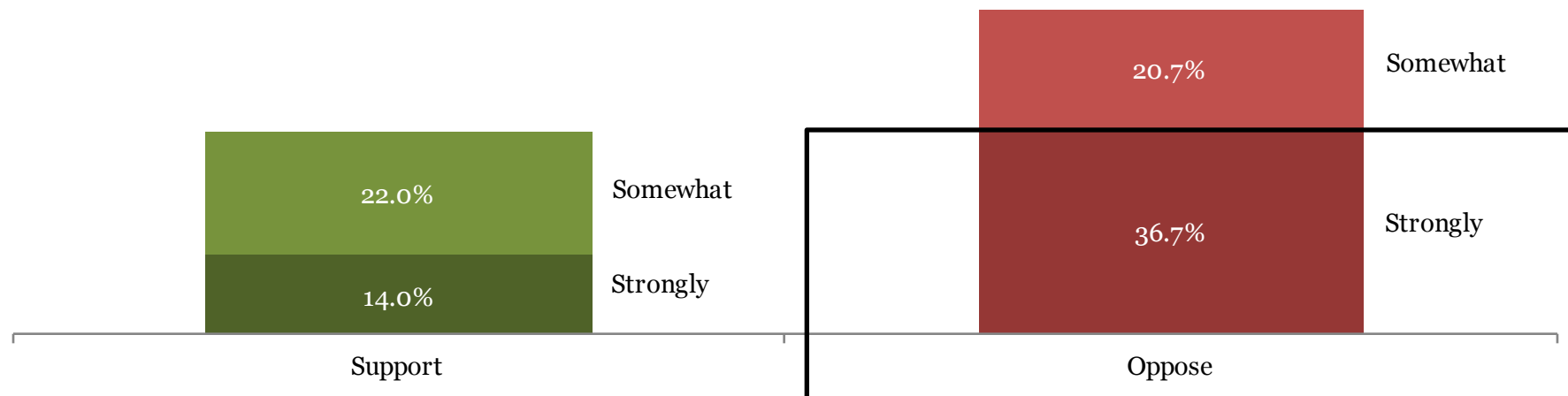
Question: In general, do you support or oppose more residential development, such as new housing, in Encinitas?



The intensity of opposition to new residential development

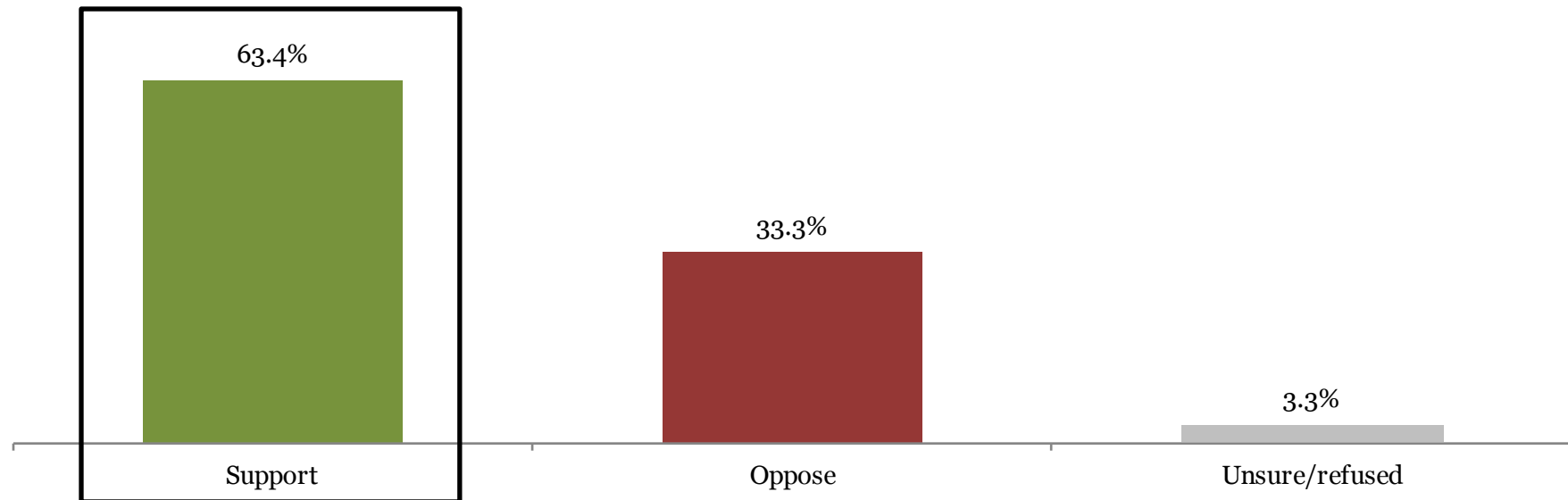
Is significant (36.7% say they *strongly* oppose)

Question: And would you say that you strongly or somewhat (support/oppose)?



63.4% support more residential development that is priced Within the reach of working families, young professionals and new home buyers

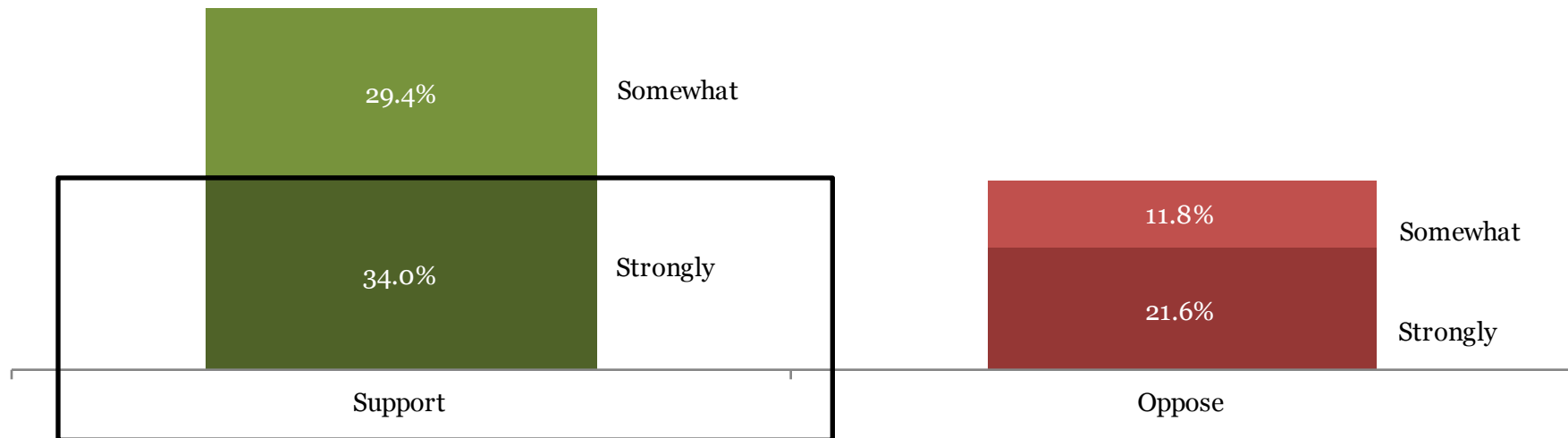
Question: In general, do you support or oppose more residential development that is priced at a level that is within reach of most working families, young professionals and new home buyers in Encinitas?



The intensity of support for residential development

That is more affordable is significant (34.0% say they *strongly* support)

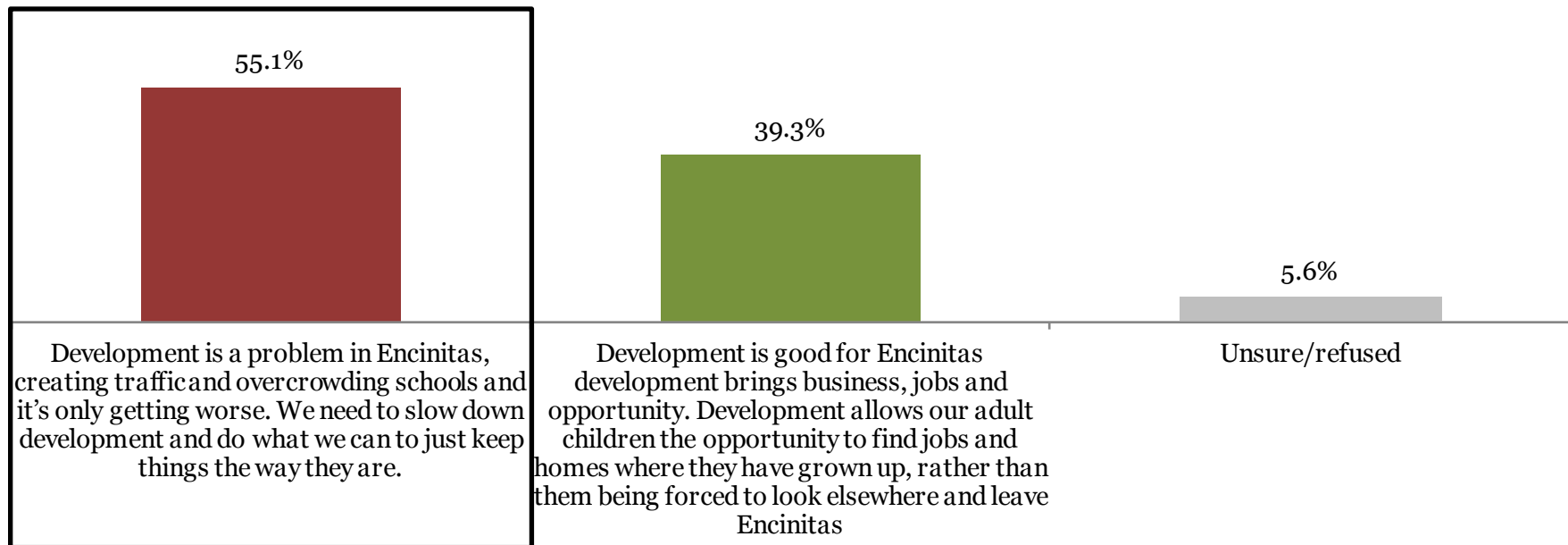
Question: And would you say that you strongly or somewhat (support/oppose)?



55.1% agree with the statement

That “Development is a problem in Encinitas”

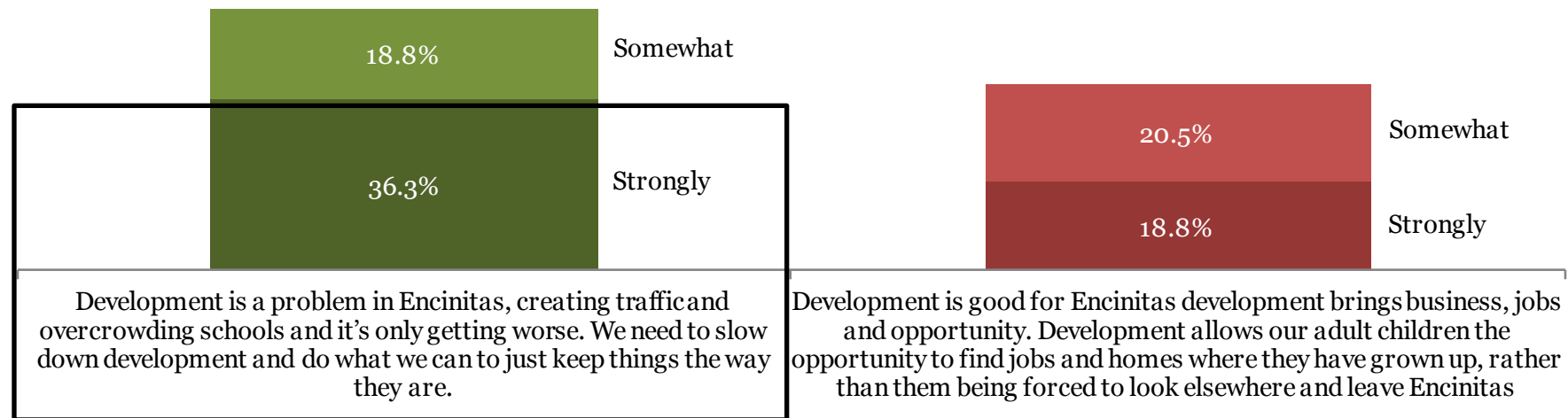
Question: Which of the following statements do you agree with more?



The intensity of agreement that development is a problem

Is significant (36.3% say they *strongly* agree)

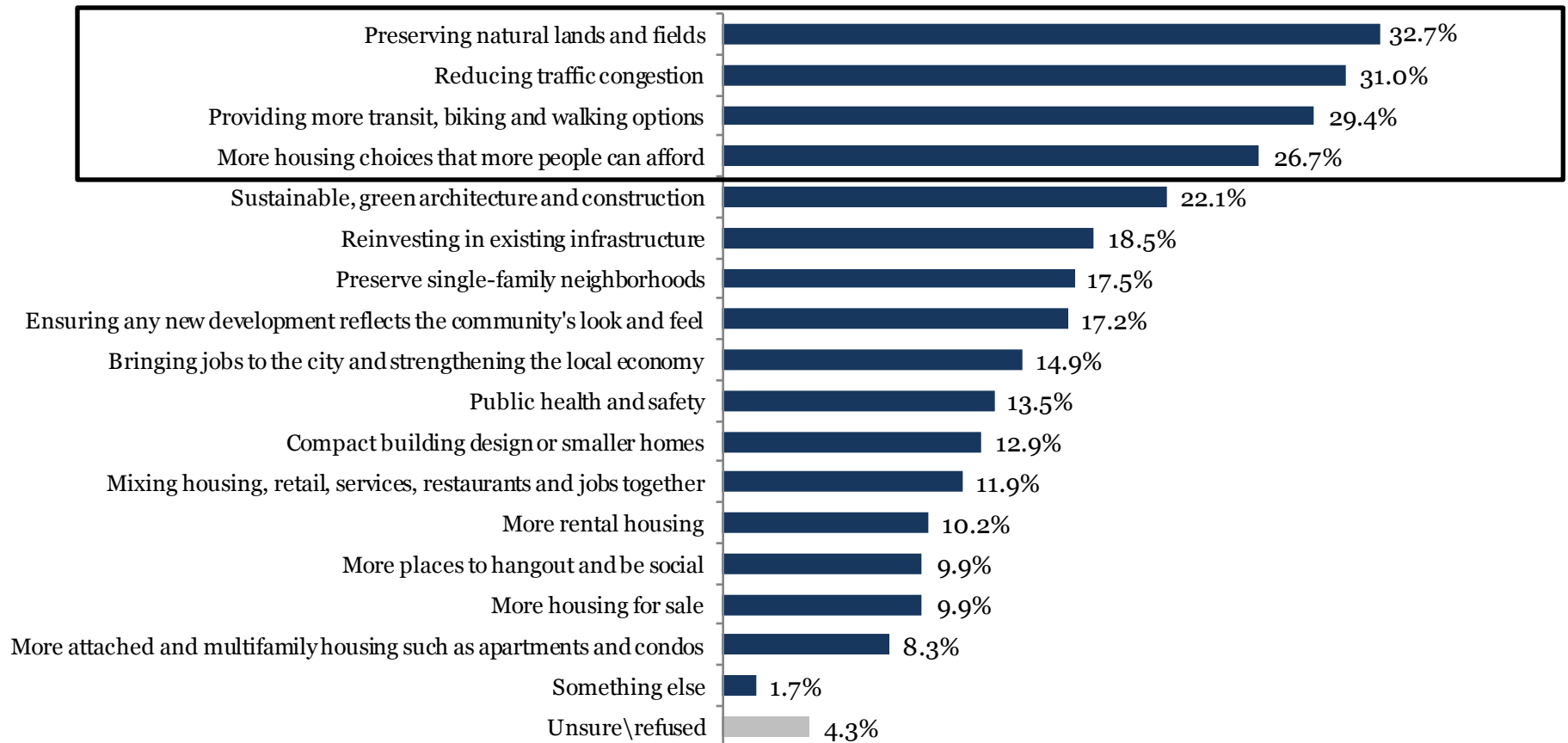
Question: And would you say that you strongly or somewhat (agree)?



What do Encinitas' likely voters feel should be prioritized

When considering any new development?

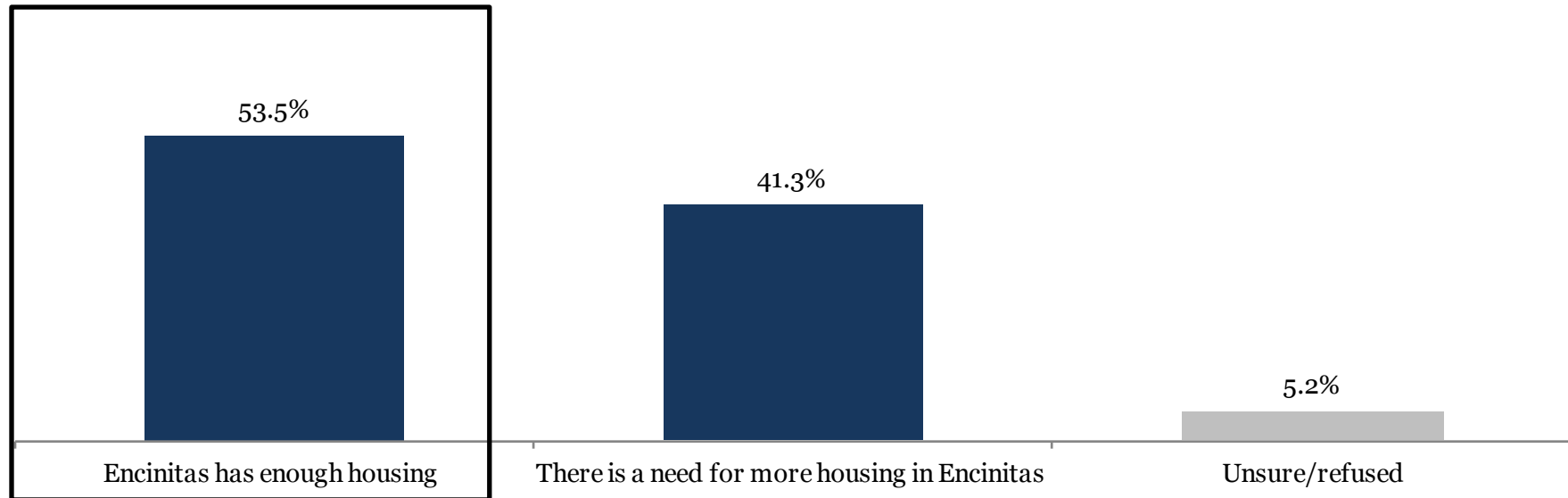
Question: What do you think should be the highest priorities when considering any type of new development in the City of Encinitas? Choose three.



A majority (53.5%) thinks Encinitas

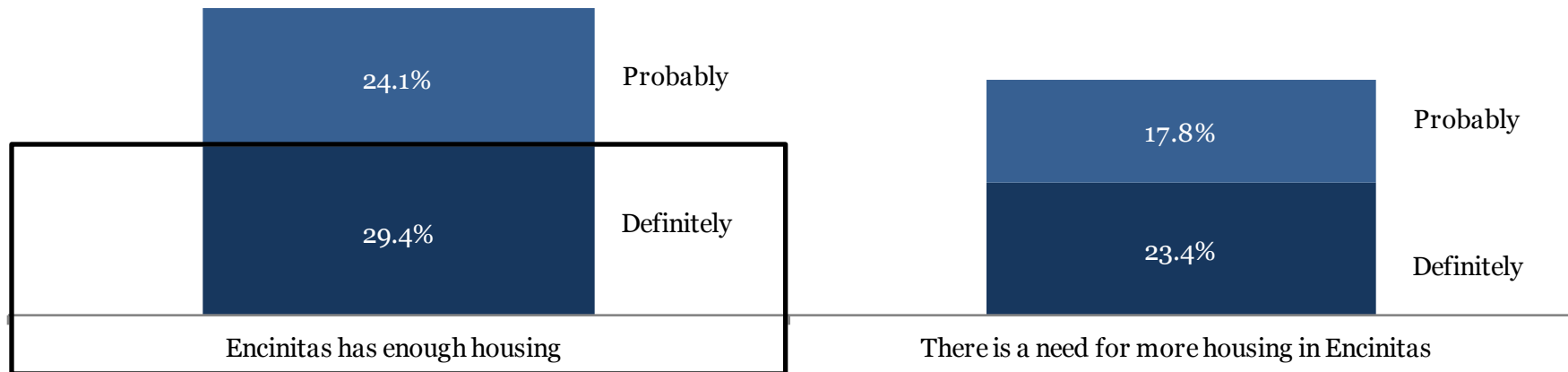
Has enough housing, while 41.3% say it needs more housing

Question: Do you think that Encinitas has enough housing for families, workers, seniors, veterans, young adults and others community members in general or do you think there is a need for more housing in the city?



29.4% say Encinitas *definitely* has enough housing vs. 23.4% who say it needs more housing

Question: And would you say that (Encinitas definitely or probably has enough housing/there is definitely or probably a need for more housing in Encinitas)?



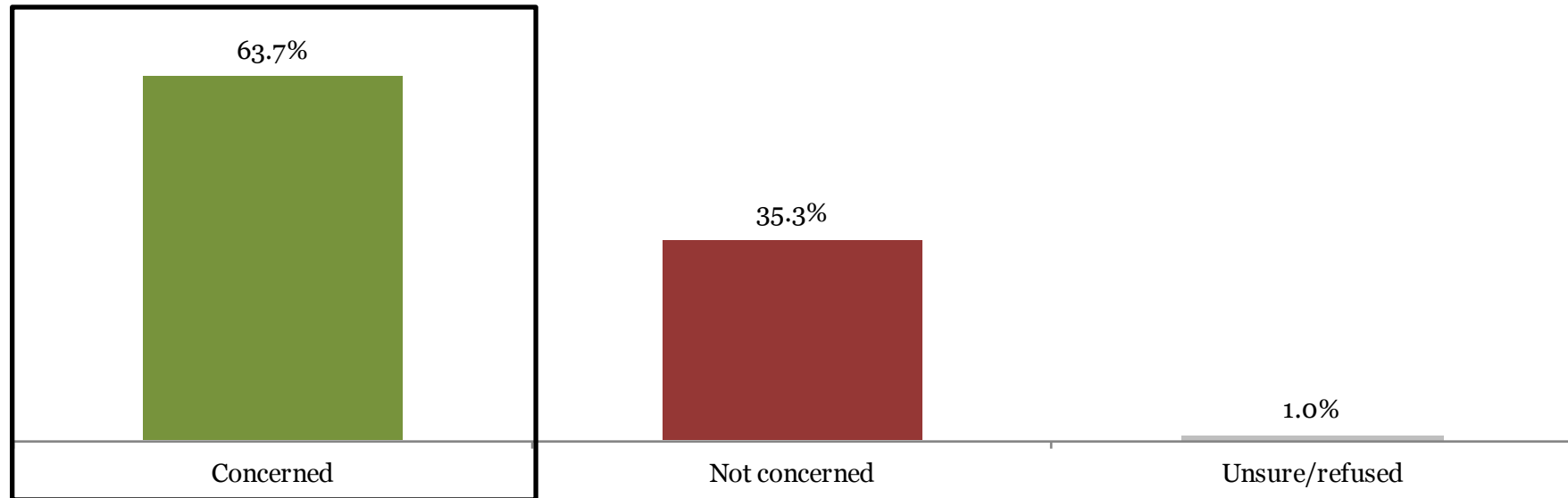
Yet, New Development in the Context
of “...*within reach of most working
families, young professionals and
new home buyers*”
is Viewed Differently



63.7% are concerned about the availability of housing

That is priced within reach of working families, young professionals etc.

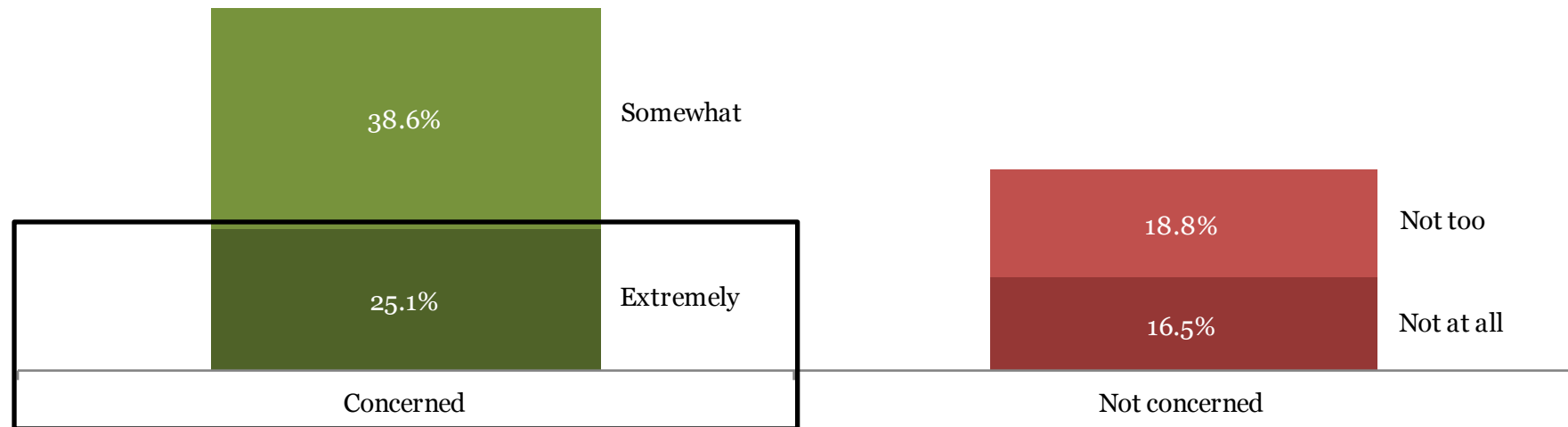
Question: How concerned are you about the availability of housing that is priced between \$400,000 and \$700,000 or in the rental range of between \$1,500 and \$3,500 per month, within reach of most working families, young professionals and new home buyers in Encinitas in the years to come?



The intensity of concern about the availability of housing

Is significant (25.1% say they are *extremely* concerned)

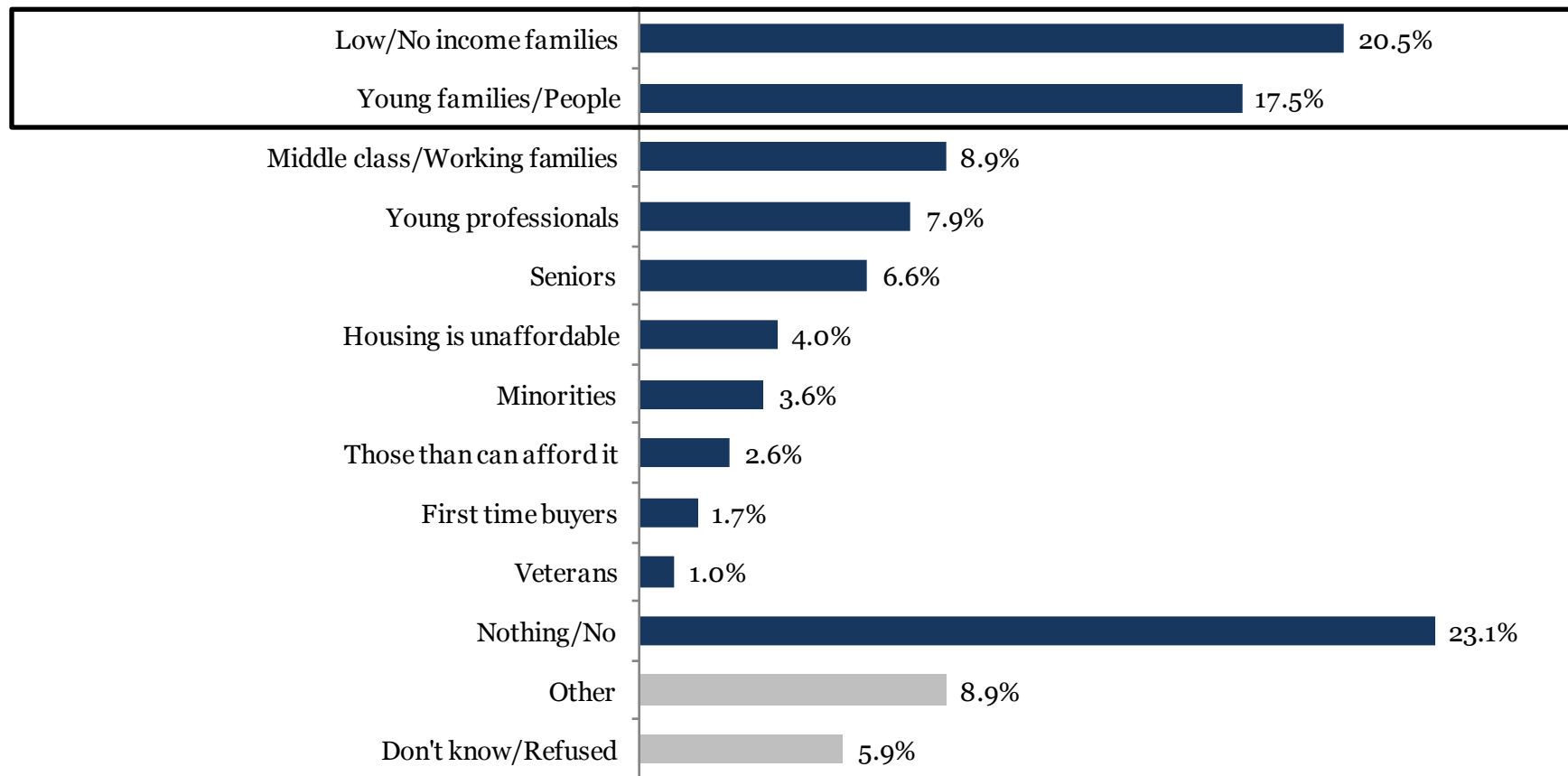
Question: And would you say that you strongly or somewhat (approve/disapprove)?



Are there groups of people that are being left out/behind

Because of a lack of housing or because housing is too high for them?

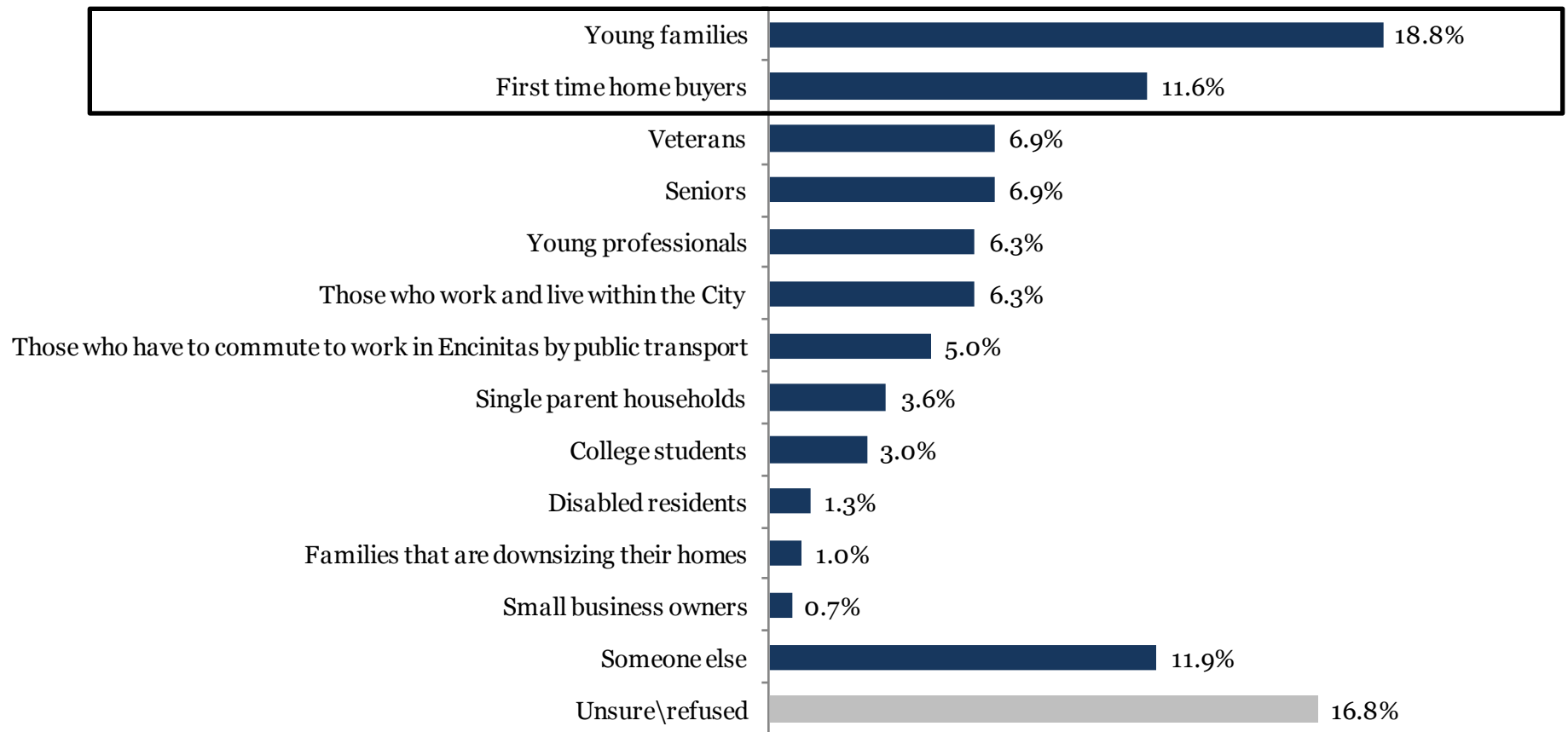
Question: Is there any particular group of people that you think are being left out or left behind because of a lack of housing or because the cost of housing in Encinitas is too high for them right now?



Voters say young families and first time home buyers

Should be given highest priority when considering new development

Question: Is there a certain type of buyer that you feel should be given the highest priority when considering new development in the City of Encinitas?

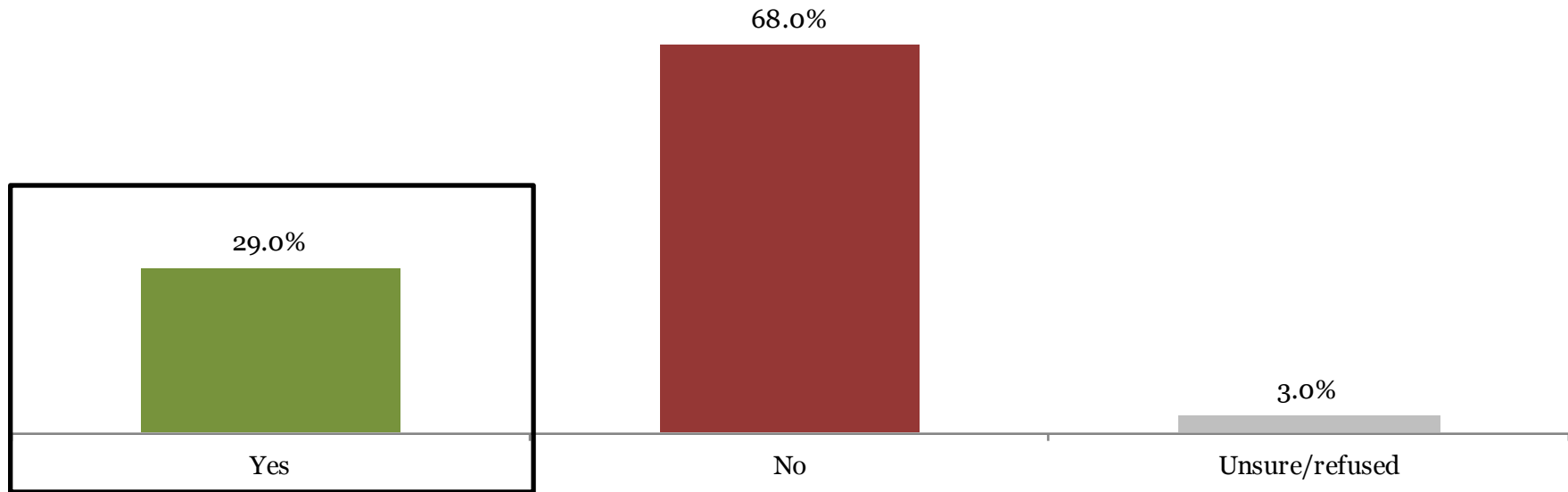


Introducing the Housing Element Update



Less than 1/3 (29.0%) have heard Of “At Home in Encinitas”

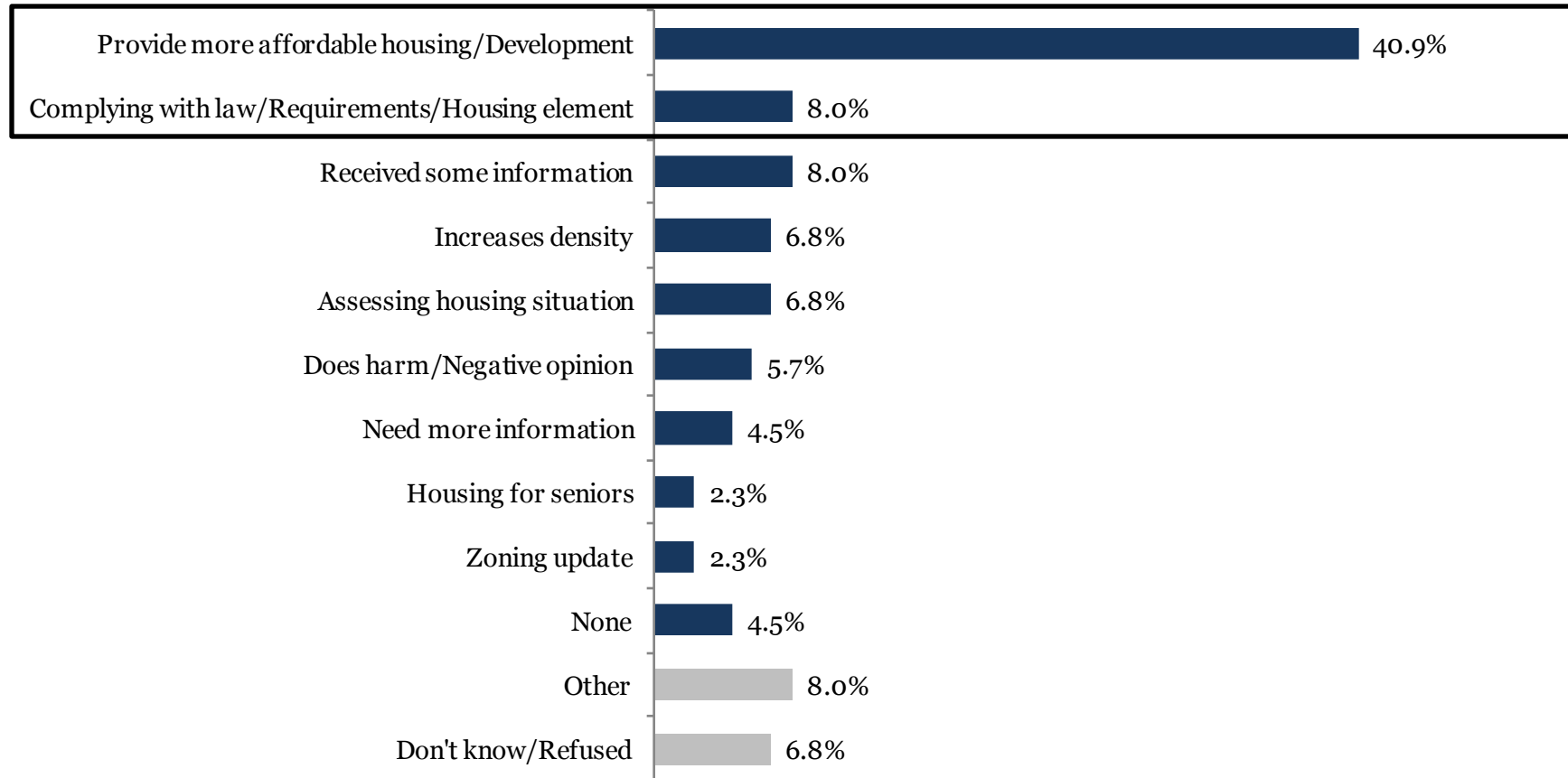
Question: Have you heard of the City’s recent effort to update the Housing Element, called “At Home in Encinitas”?



What do those who say they have heard of the update

Know about it?

Question: In your own words, please tell me what you know about the Housing Element update, called “At Home in Encinitas”?*



*Asked only of those who responded that they had heard of the Housing Element update

The Housing Element Update is Supported by a Majority of Likely Voters in Encinitas

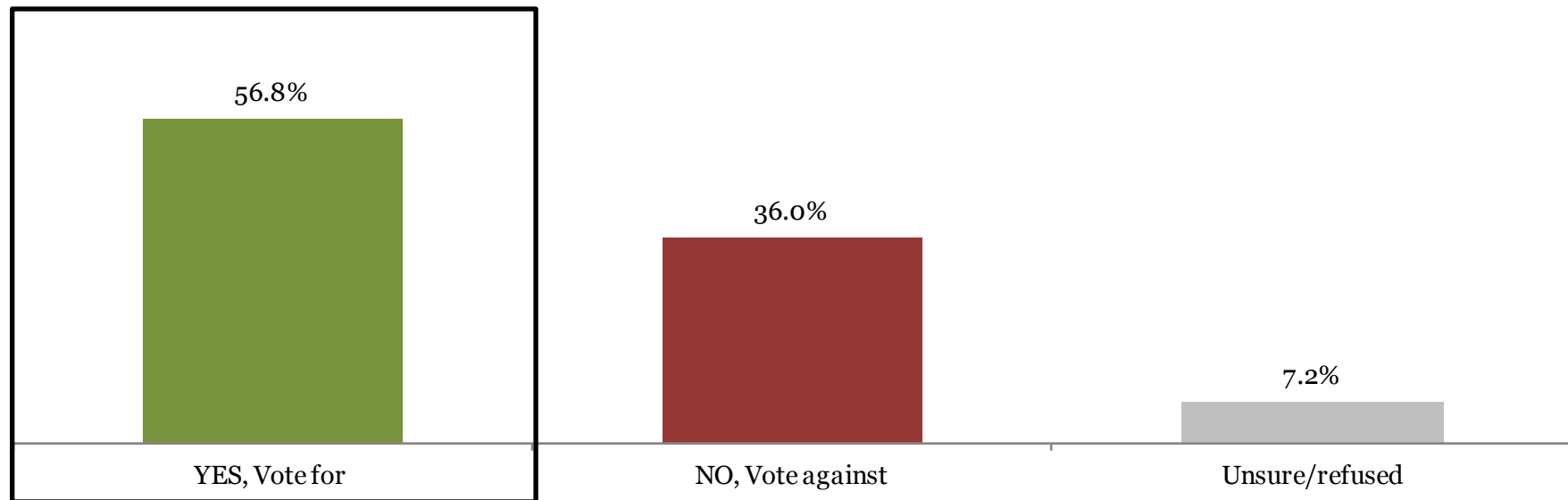
Preamble: “California law requires cities to plan for housing availability, including housing that is more affordable for young families and professionals, first-time homebuyers, seniors and others. Encinitas is the only city in San Diego County that does not have a certified Housing Plan and is in violation of State law. Encinitas needs to plan for 1,093 new attached and multifamily housing units. This plan does not approve individual projects, but provides opportunities for their construction in the future. If Encinitas does not provide a plan, the City could be penalized. The City could be blocked from eligibility for grant money and could be told what it can and cannot do by a judge until a plan is approved. The City simply needs to change the zoning laws to allow for new housing to be built. Then it is up to private developers and land owners to decide if there is demand for new housing to actually be built.”



A majority (56.8%) would vote YES, in favor Of amending the City's Housing Element

Question: Encinitas voters will have the opportunity to vote on a ballot measure in the November 2016 General Election to either approve or deny amending the City's Housing Plan, called the "Housing Element" to provide for housing now and in the future that meets the needs of Encinitas Residents. Amending the Housing Element must be approved by Encinitas voters in order to be implemented by the City Council.

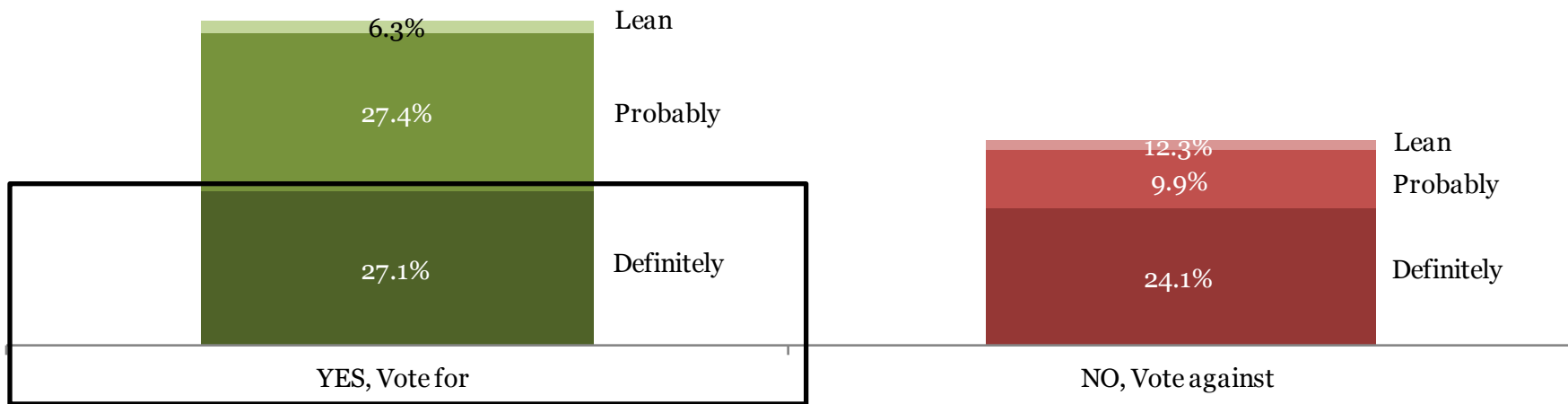
If an election were held today, would you vote yes, in favor of amending the City's Housing Element, or vote no, against it? Please pick one.



The intensity of support for the Housing Element update

Is slightly greater than the intensity of opposition

Question: And would you say that you would definitely vote (for/against) or probably vote (for/against) amending the City's Housing Element? Would you say that you lean one way or another?

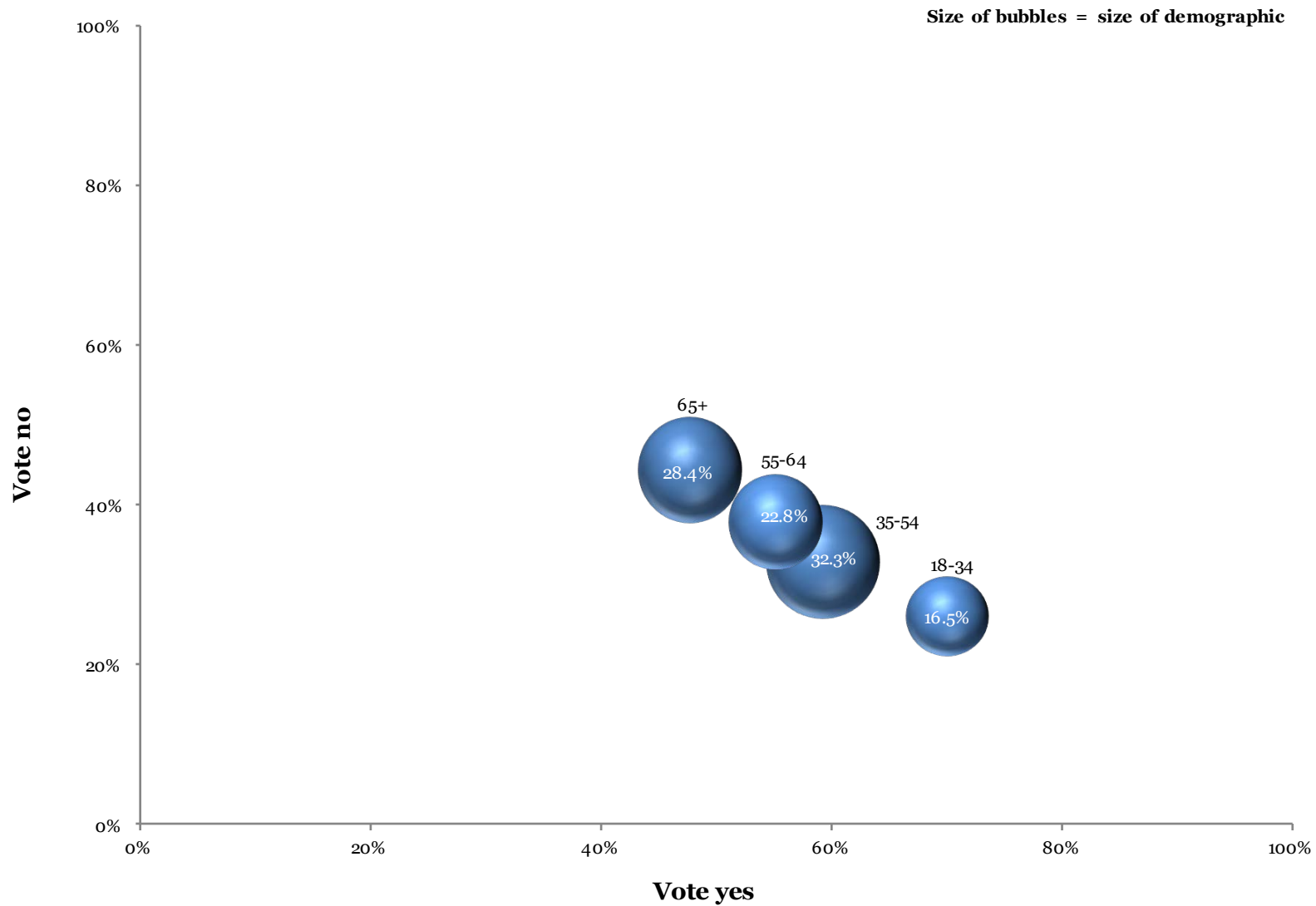


Profiles of Support and Opposition For Amending the Housing Element

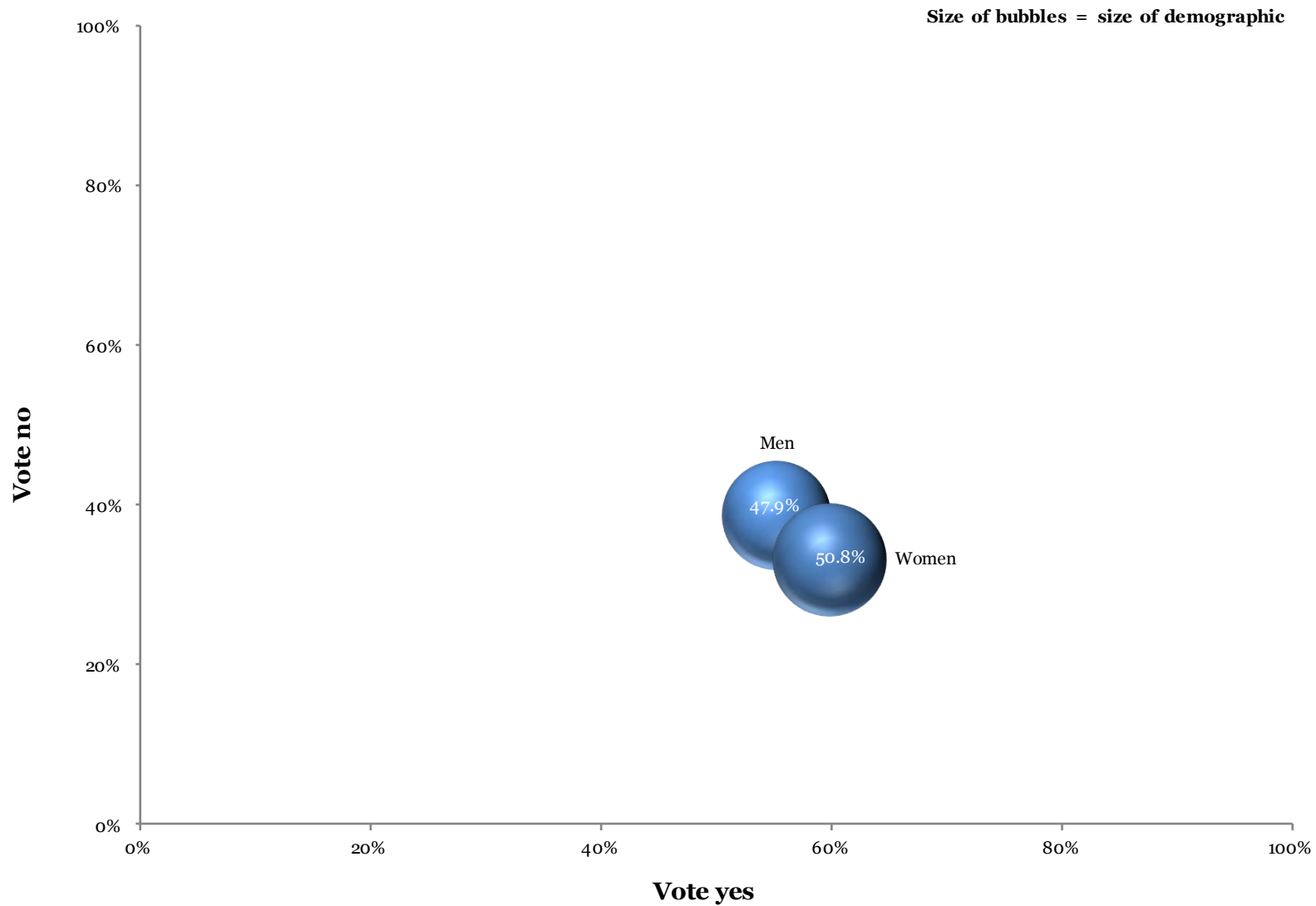


Younger voters display greater support

For amending the Housing Element

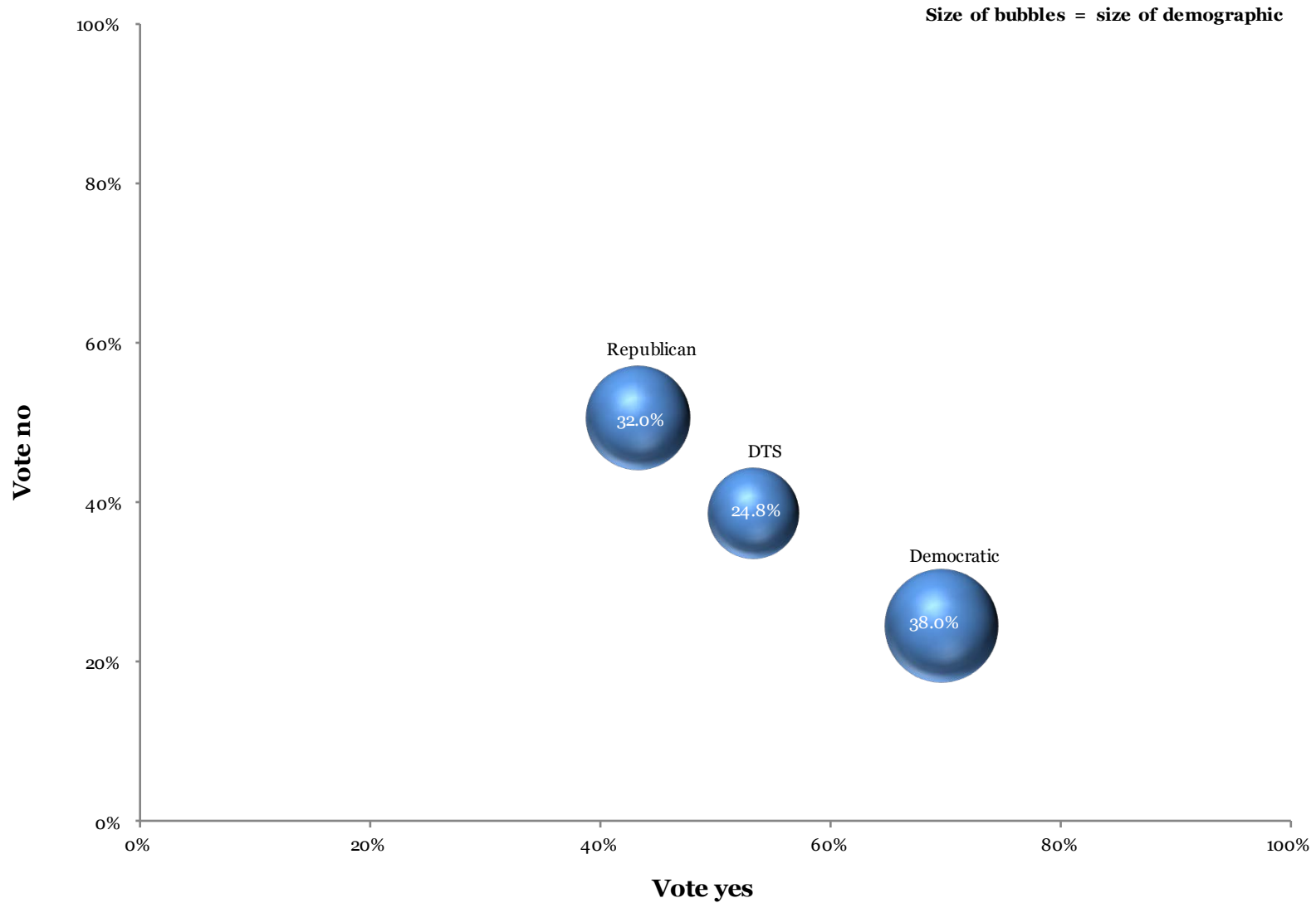


Women are slightly more likely to support Amending the Housing Element update than are men



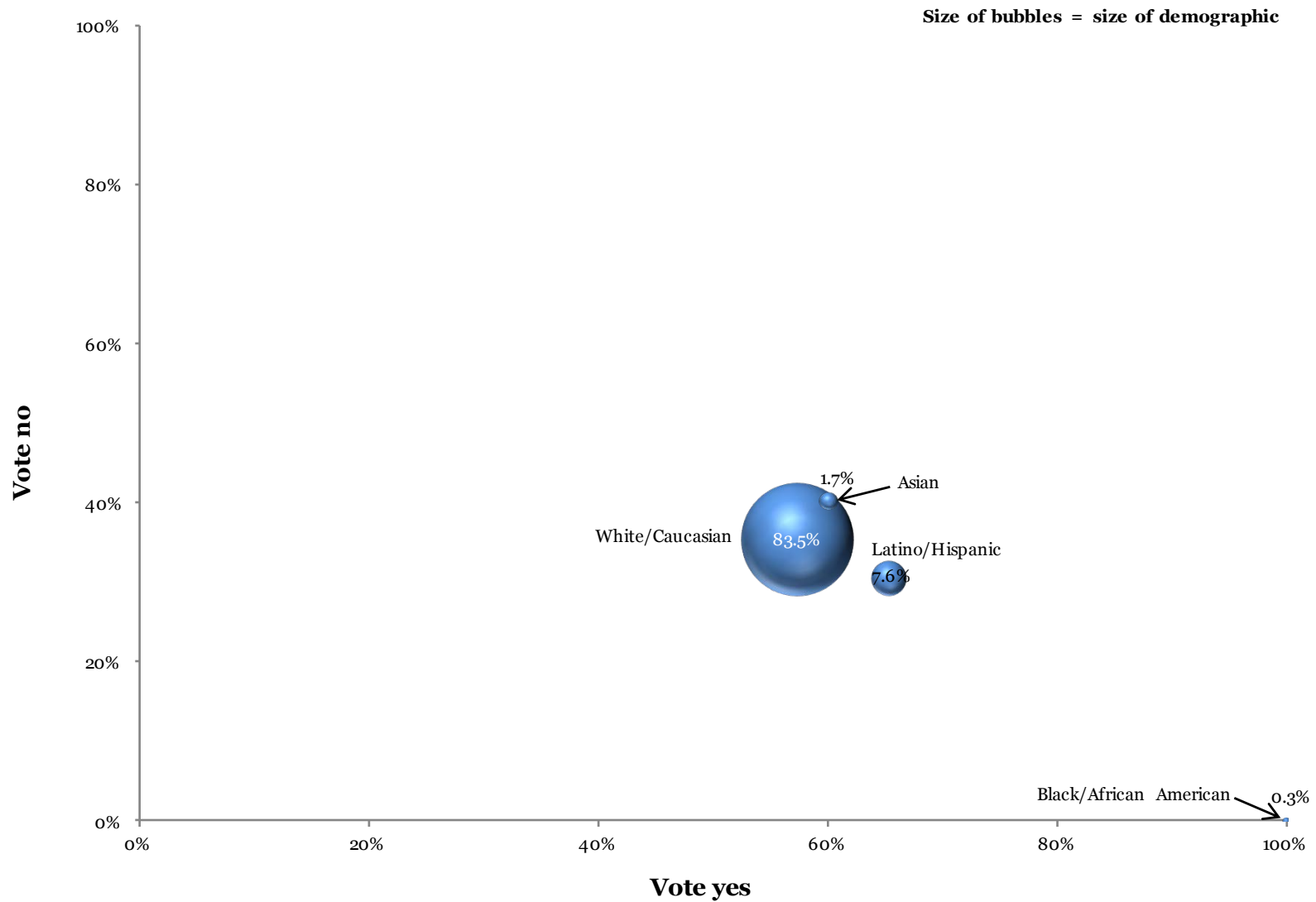
Democratic and DTS voters are more supportive

Of amending the Housing Element than are Republicans



Latinos appear more supportive

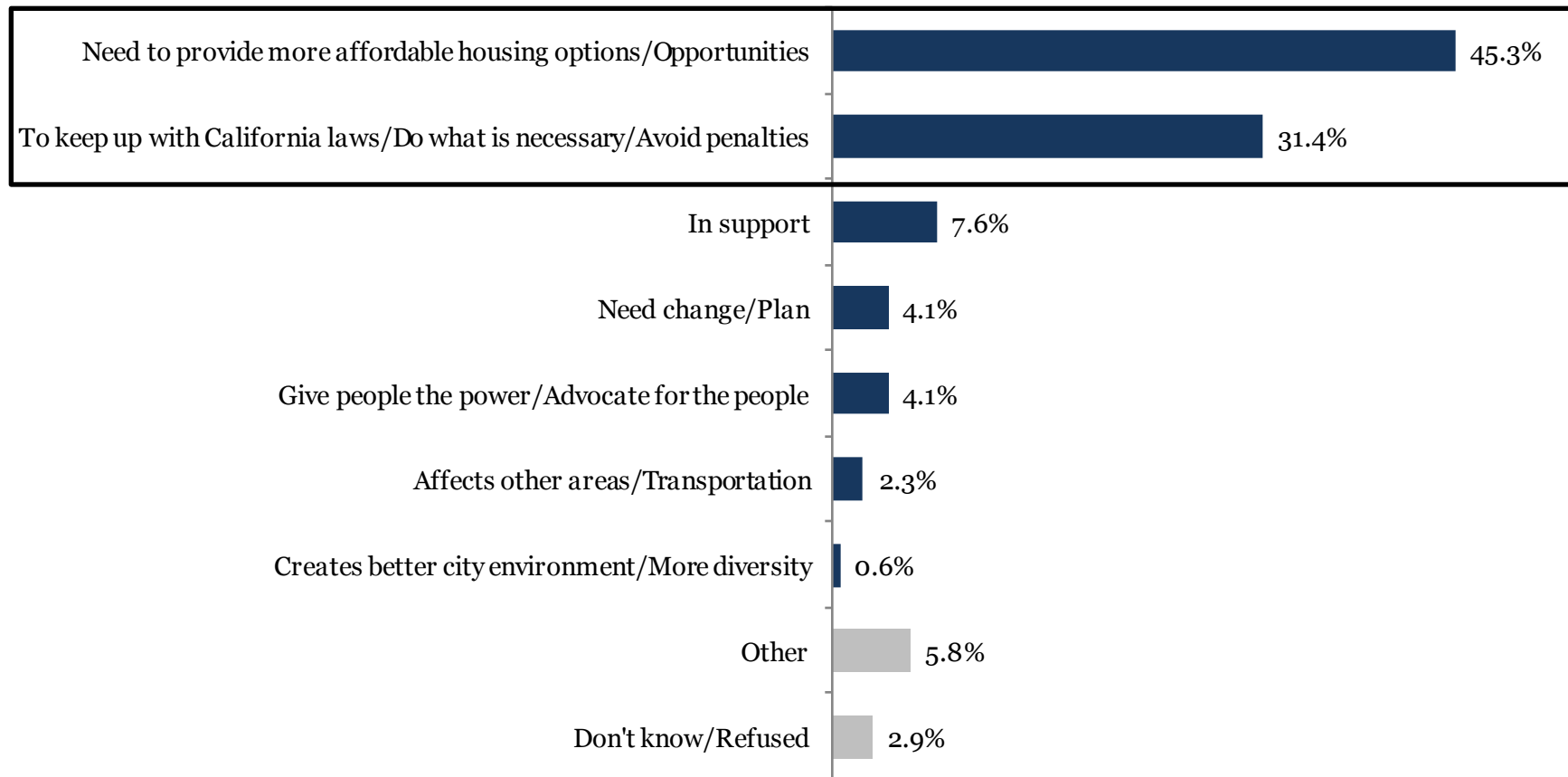
Of amending the Housing Element update than White voters



What are the top reasons

For voting yes, in **favor** of amending the City's Housing Element?

Question: Thinking specifically, why would you vote yes, in favor of amending the City's Housing Element?*



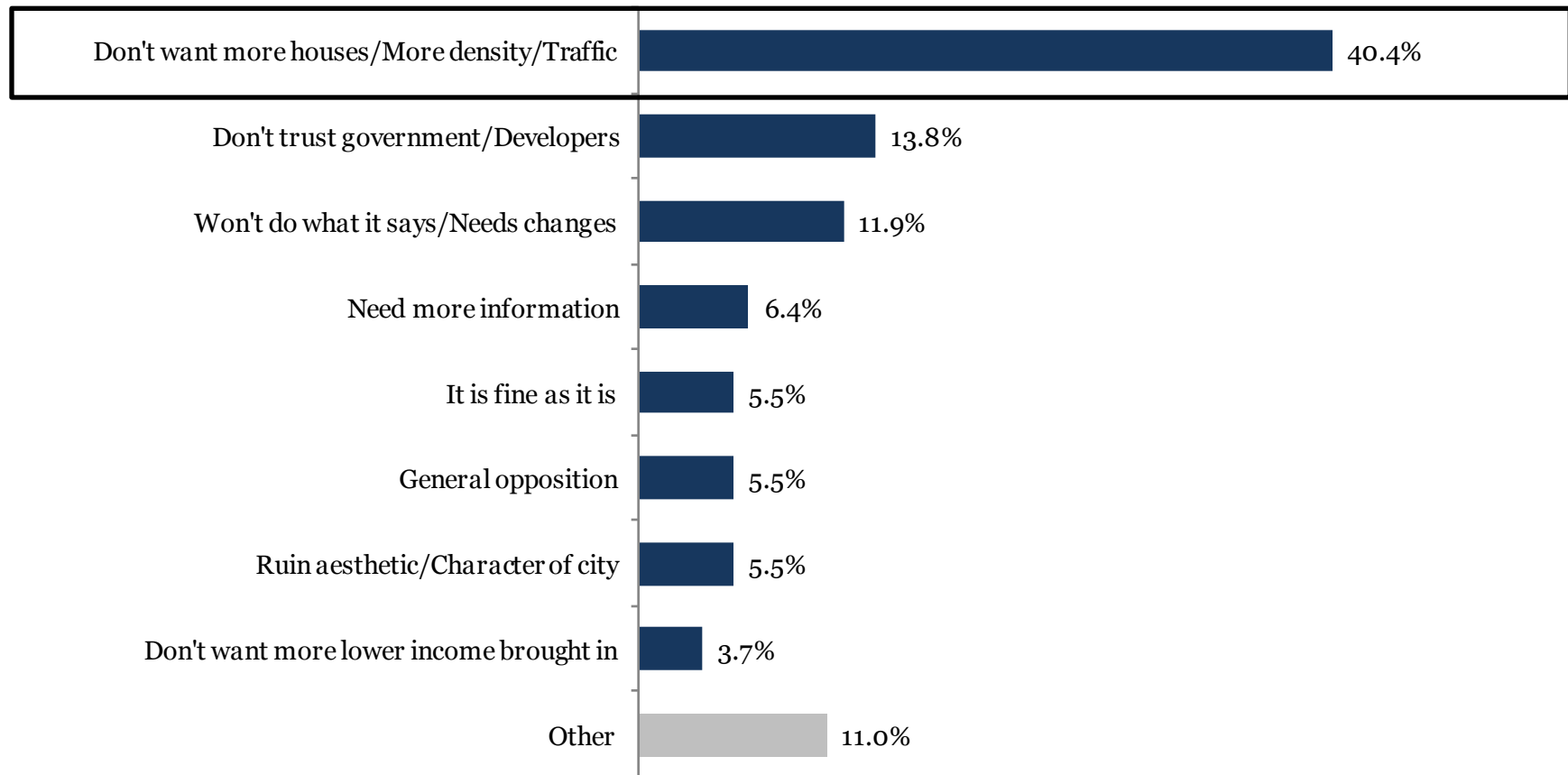
*Asked only of those who responded "Vote Yes"



What are the top reasons

For voting no, **against** amending the City's Housing Element?

Question: Thinking specifically, why would you vote no, against amending the City's Housing Element?*



*Asked only of those who responded "Vote No"



Message Testing

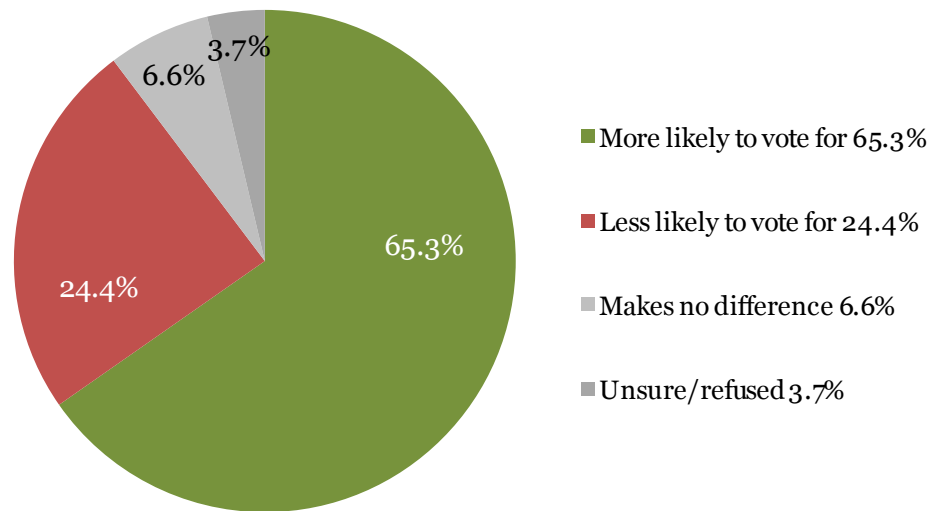
Preamble: “Now I am going to read to you some background information about the proposal to amend the City’s Housing Element to provide for housing now and in the future that meets the needs of Encinitas Residents. Please listen to each item and then tell me if it makes you more likely or less likely to vote yes, in favor of amending the Housing Element. If it makes no difference to you, just say so.”



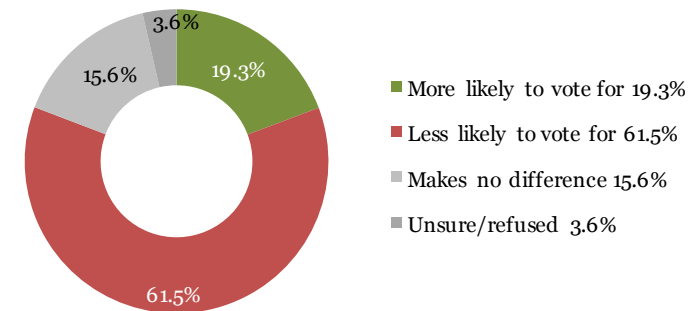
65.3% become more likely to vote yes knowing

If Encinitas does not provide a plan the City could be penalized by the state

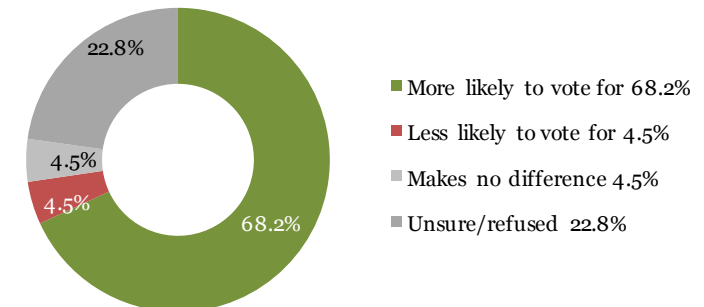
Question: California law requires cities to plan for housing availability. Encinitas is the only city in San Diego County that does not have a certified Housing Plan and is in violation of State law. If Encinitas does not provide a plan, the City could be penalized. The City could be blocked from eligibility for grant funds and could be told what it can and cannot do by a judge until a plan is approved. Does knowing this make you more likely or less likely to vote yes, in favor of amending the City's Housing Element?



How does this affect those who initially voted no?



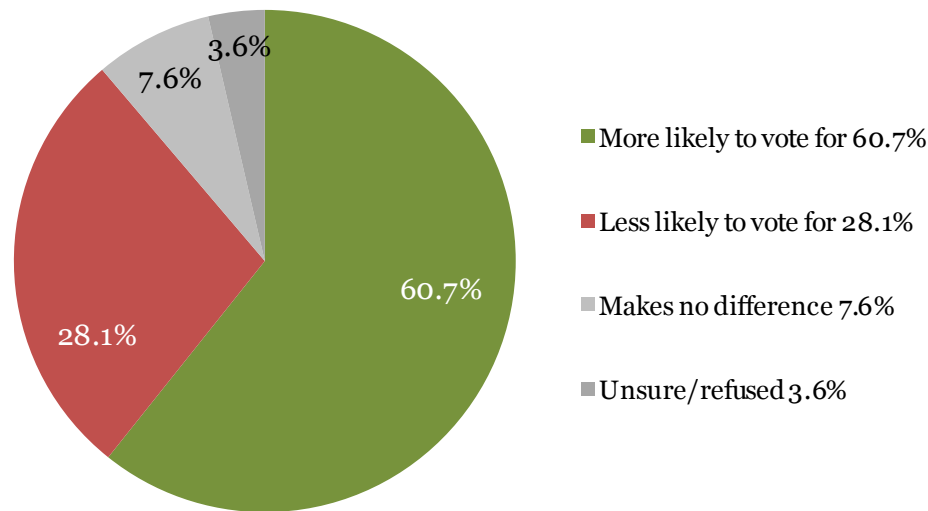
How does this affect those who were initially unsure?



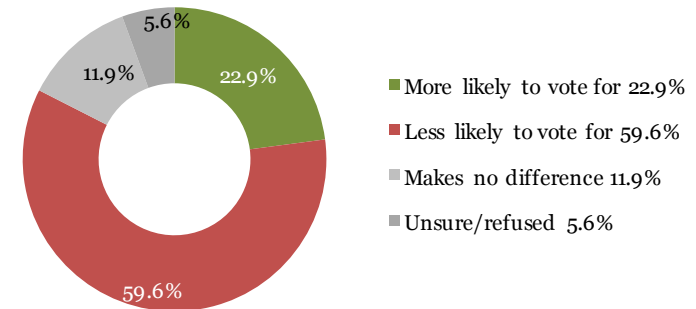
60.7% become more likely to vote yes knowing

It would locate housing in the right places to grow the local economy organically

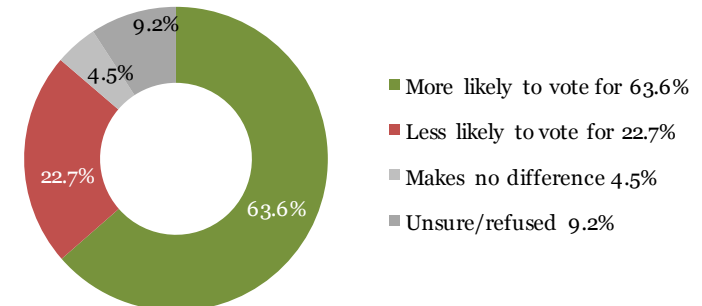
Question: The City's Housing Element would locate housing in the right places to grow the local economy organically by supporting local businesses, adding local jobs, and delivering revenue to support critical City services. Does knowing this make you more likely or less likely to vote yes, in favor of amending the City's Housing Element?



How does this affect those who initially voted no?



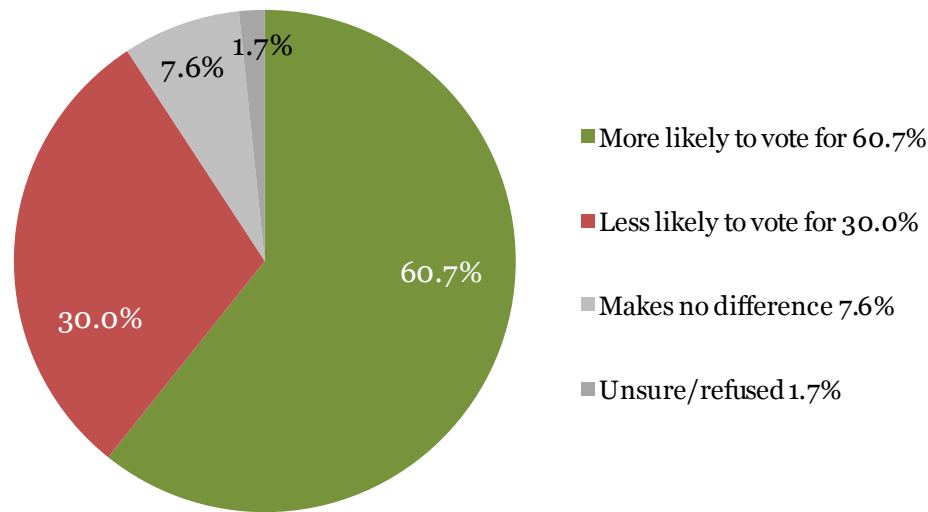
How does this affect those who were initially unsure?



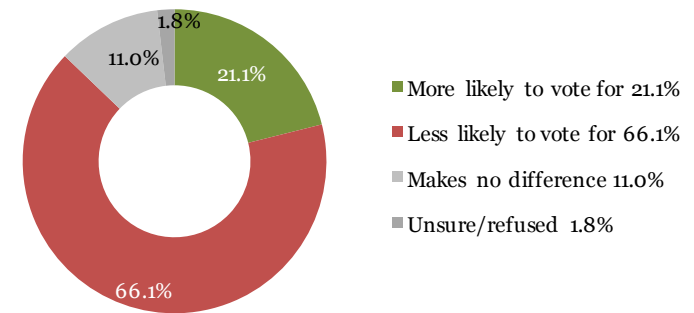
60.7% become more likely to vote yes knowing

The amendment could cut down traffic

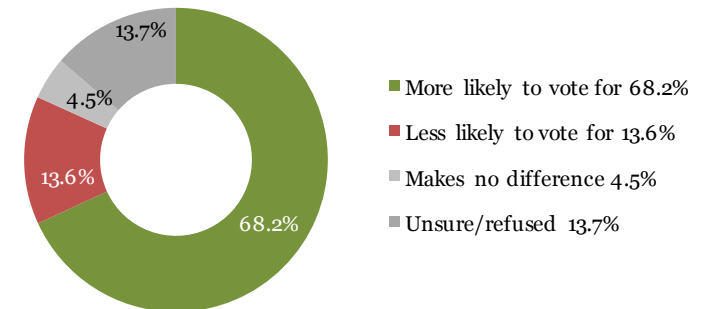
Question: Amending the City's Housing Element could bring new housing projects to the city that would not only be walkable, meaning create less traffic because they would be located within walking distance to shops and restaurants, but also they could be built near transportation hubs such as the train station and bus transit. This could cut down on new traffic in Encinitas. Does knowing this make you more likely or less likely to vote yes, in favor of amending the City's Housing Element?



How does this affect those who initially voted no?



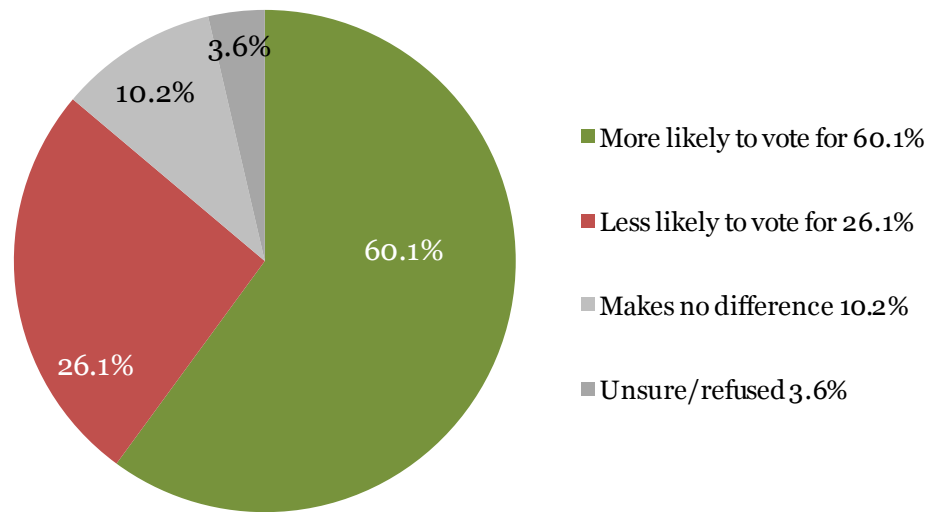
How does this affect those who were initially unsure?



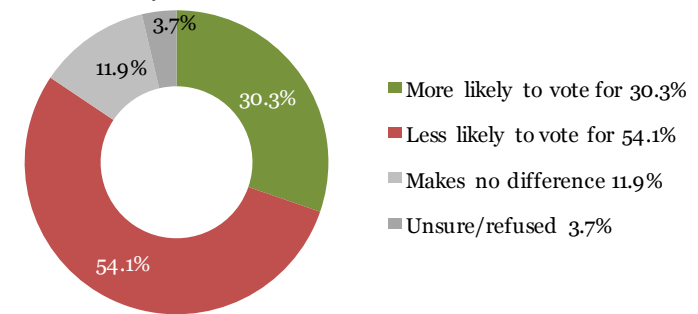
60.1% become more likely to vote yes knowing

The amendment does not approve any specific projects

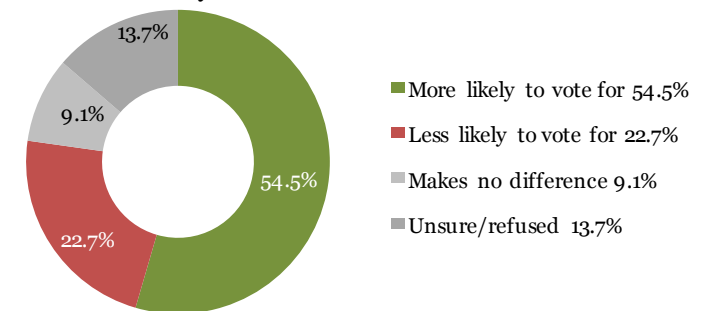
Question: Amending the City's Housing Element does NOT approve any specific projects. It only allows the City to zone areas for future projects, as needed. Specific projects would still go through the City's permitting process to ensure that any new developments would fit within the City's unique character. The Housing Element includes a new set of zoning and design rules to ensure that new housing and mixed-use neighborhoods are compatible with the City's character. Does knowing this make you more likely or less likely to vote yes, in favor of amending the City's Housing Element?



How does this affect those who initially voted no?



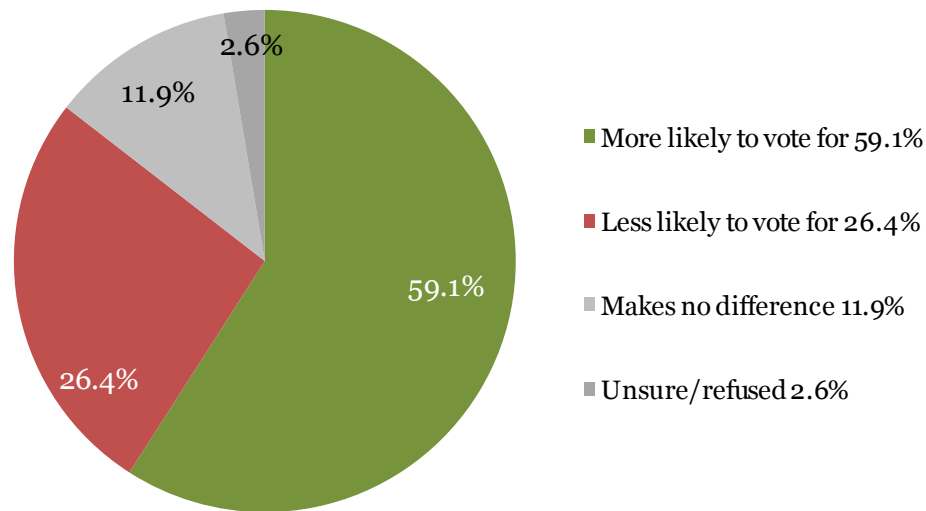
How does this affect those who were initially unsure?



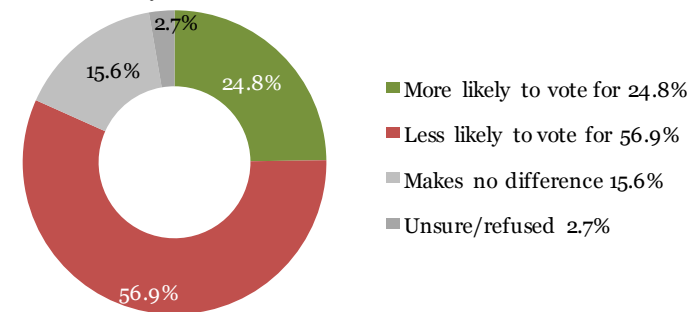
59.1% become more likely to vote yes knowing

It would provide a mix of building types and site designs

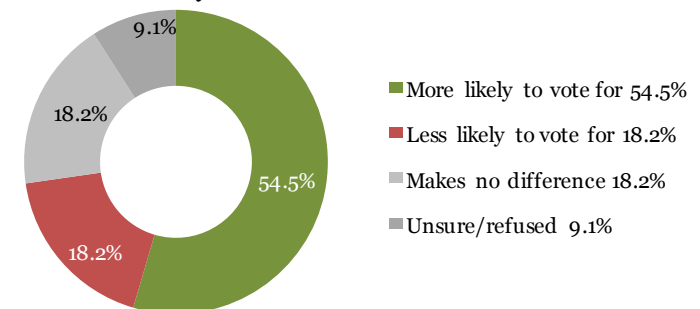
Question: The City's Housing Element would provide a mix of building types and site designs that reflect the unique characters of each of Encinitas' variety of neighborhoods. Does knowing this make you more likely or less likely to vote yes, in favor of amending the City's Housing Element?



How does this affect those who initially voted no?

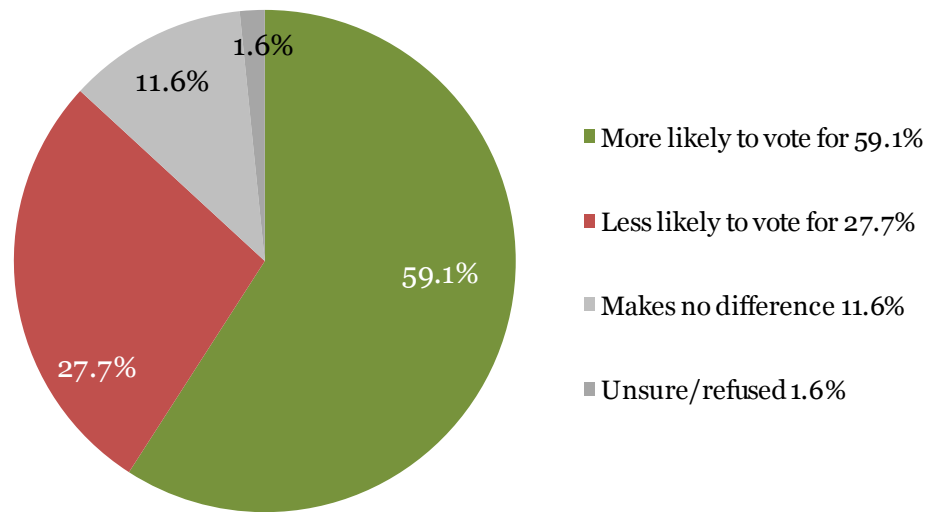


How does this affect those who were initially unsure?

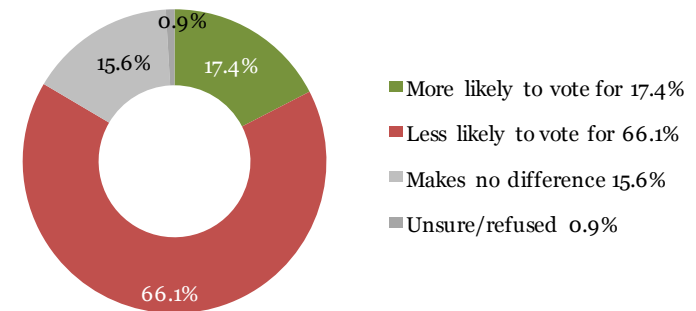


59.1% become more likely to vote yes knowing It would ensure adequate infrastructure supported any new housing

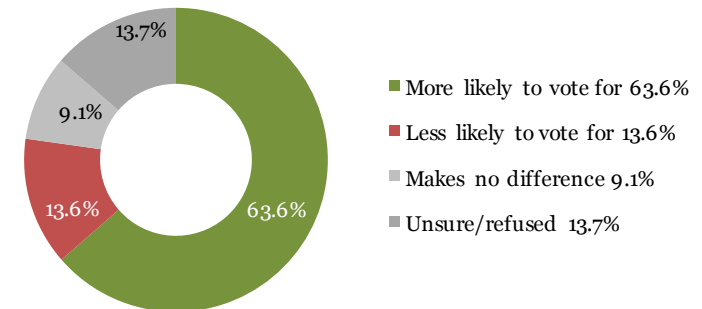
Question: The City's Housing Element would ensure adequate infrastructure supported any new housing by locating future development in areas that have existing or capacity for infrastructure and public services. Developers would also pay fees to fund their share of public facilities and infrastructure needs. Does knowing this make you more likely or less likely to vote yes, in favor of amending the City's Housing Element?



How does this affect those who initially voted no?

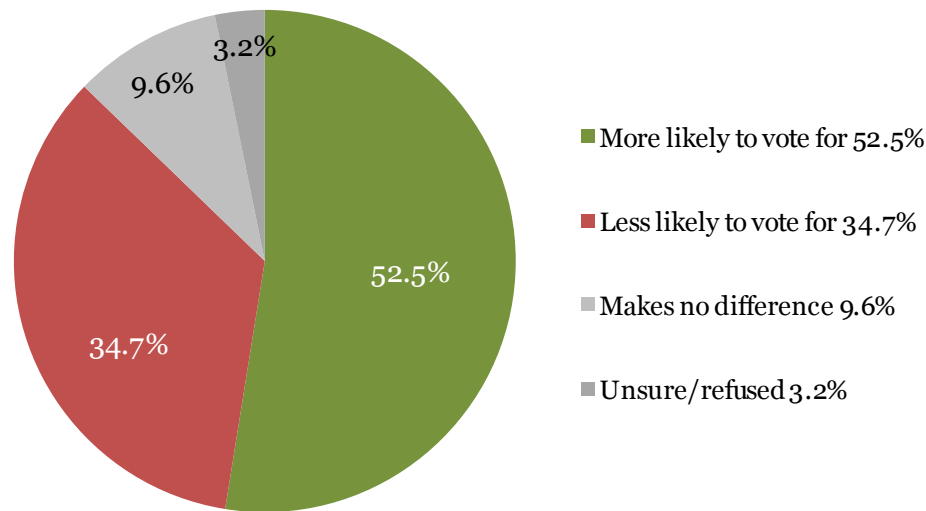


How does this affect those who were initially unsure?

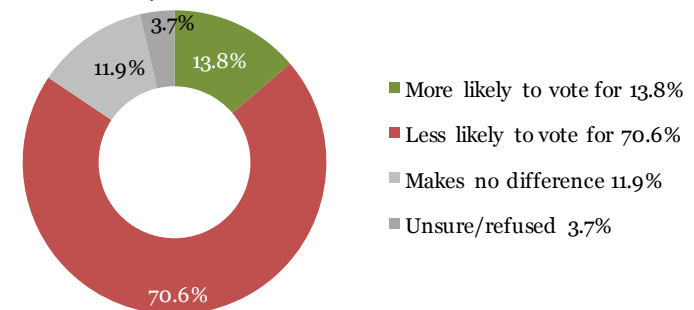


52.5% become more likely to vote yes knowing The City's residents needs more housing options to meet their needs

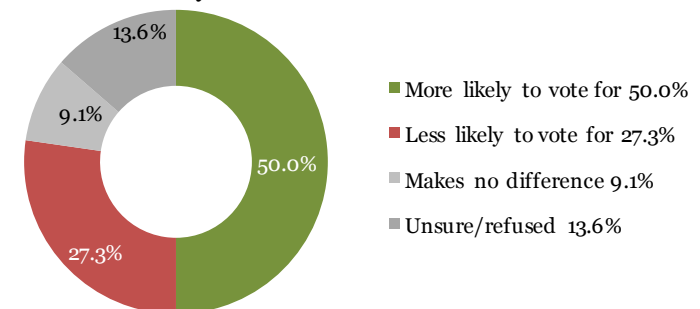
Question: Housing costs in Encinitas continue to climb, while the availability and variety of homes in Encinitas continues to drop. Meanwhile, the population is growing and the City's residents need more housing options that meet their needs. Does knowing this make you more likely or less likely to vote yes, in favor of amending the City's Housing Element?



How does this affect those who initially voted no?

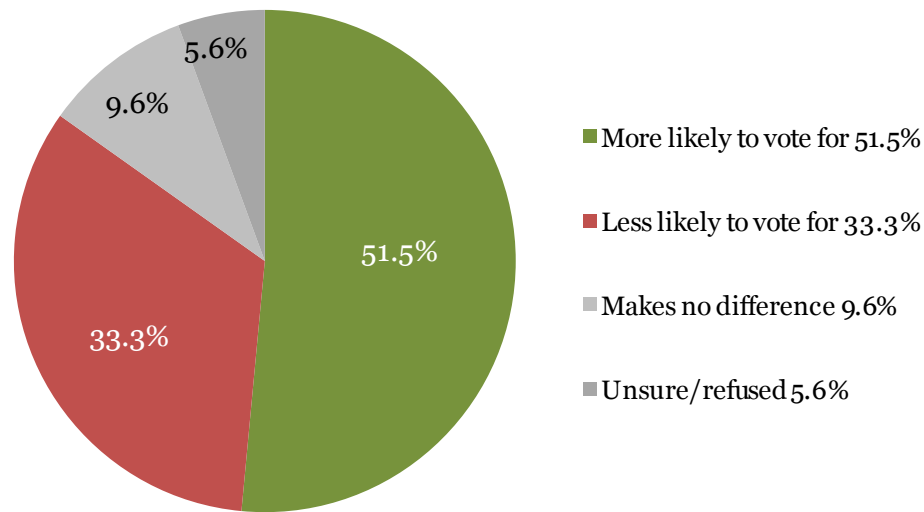


How does this affect those who were initially unsure?

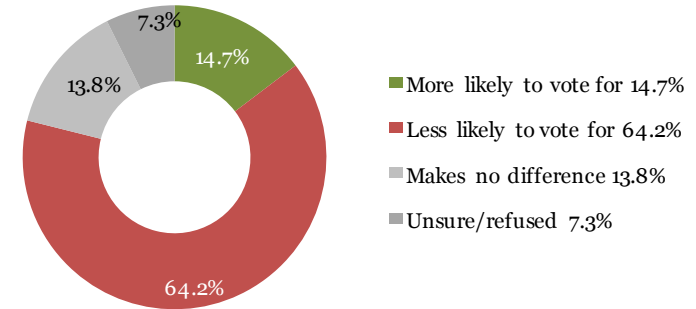


51.5% become more likely to vote yes knowing Without the amendment people may be priced out of the community

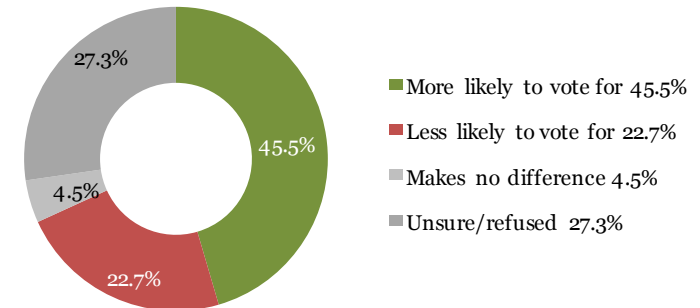
Question: If voters do not approve amending the City's Housing Element, residents of Encinitas may see housing costs continue to rise, becoming so costly that its character changes. People may be priced out of the community, or neighborhoods become overcrowded, with several families or generations of the same family living together in one home. Does knowing this make you more likely or less likely to vote yes, in favor of amending the City's Housing Element?



How does this affect those who initially voted no?



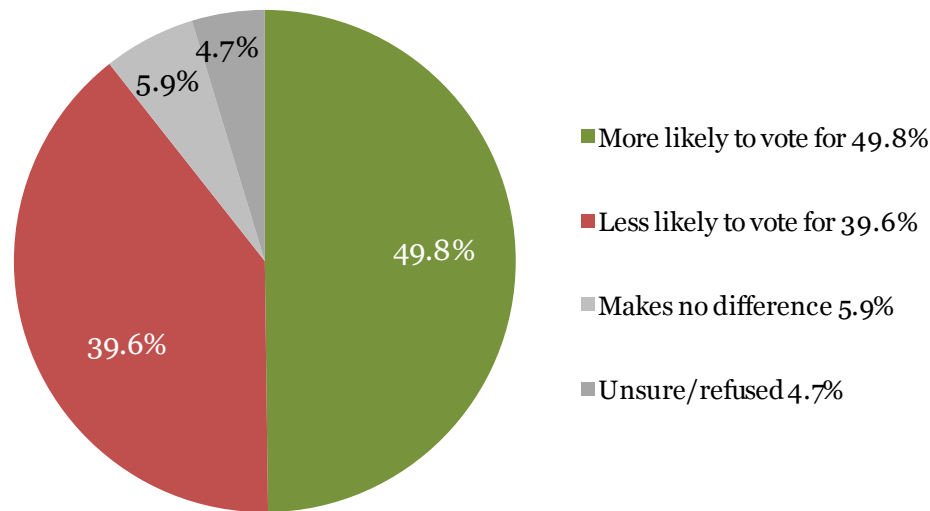
How does this affect those who were initially unsure?



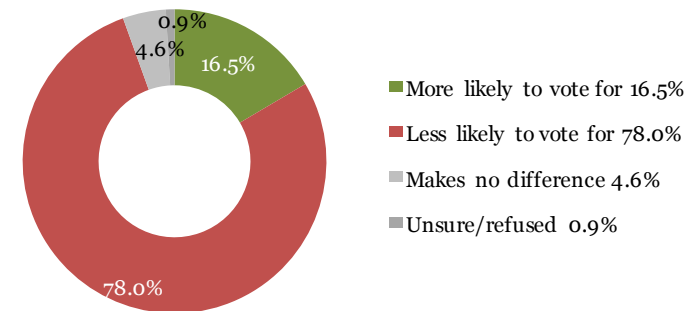
49.8% become more likely to vote yes knowing

Most new housing would be mixed use, attached and multifamily neighborhoods

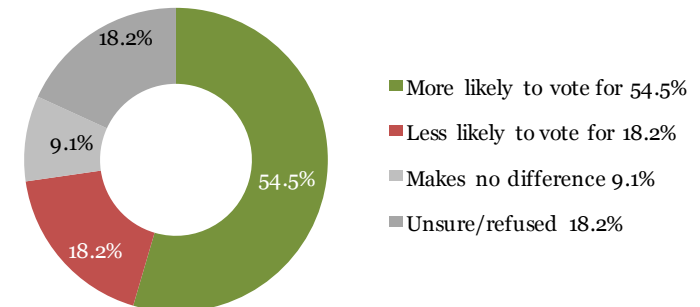
Question: Because there are no longer large open lands to develop in the San Diego Region, attached and multi-family housing, such as townhouses, condo and apartments, are largely what you can expect to see in the future. New housing in the City's Housing Element would consist of attached and multifamily neighborhoods. And most of these new neighborhoods would be mixed-use. A mixed-use project might have both residential and commercial included, such as stores, restaurants and offices on the ground floor and apartments or condos above. Does knowing this make you more likely or less likely to vote yes, in favor of amending the City's Housing Element?



How does this affect those who initially voted no?

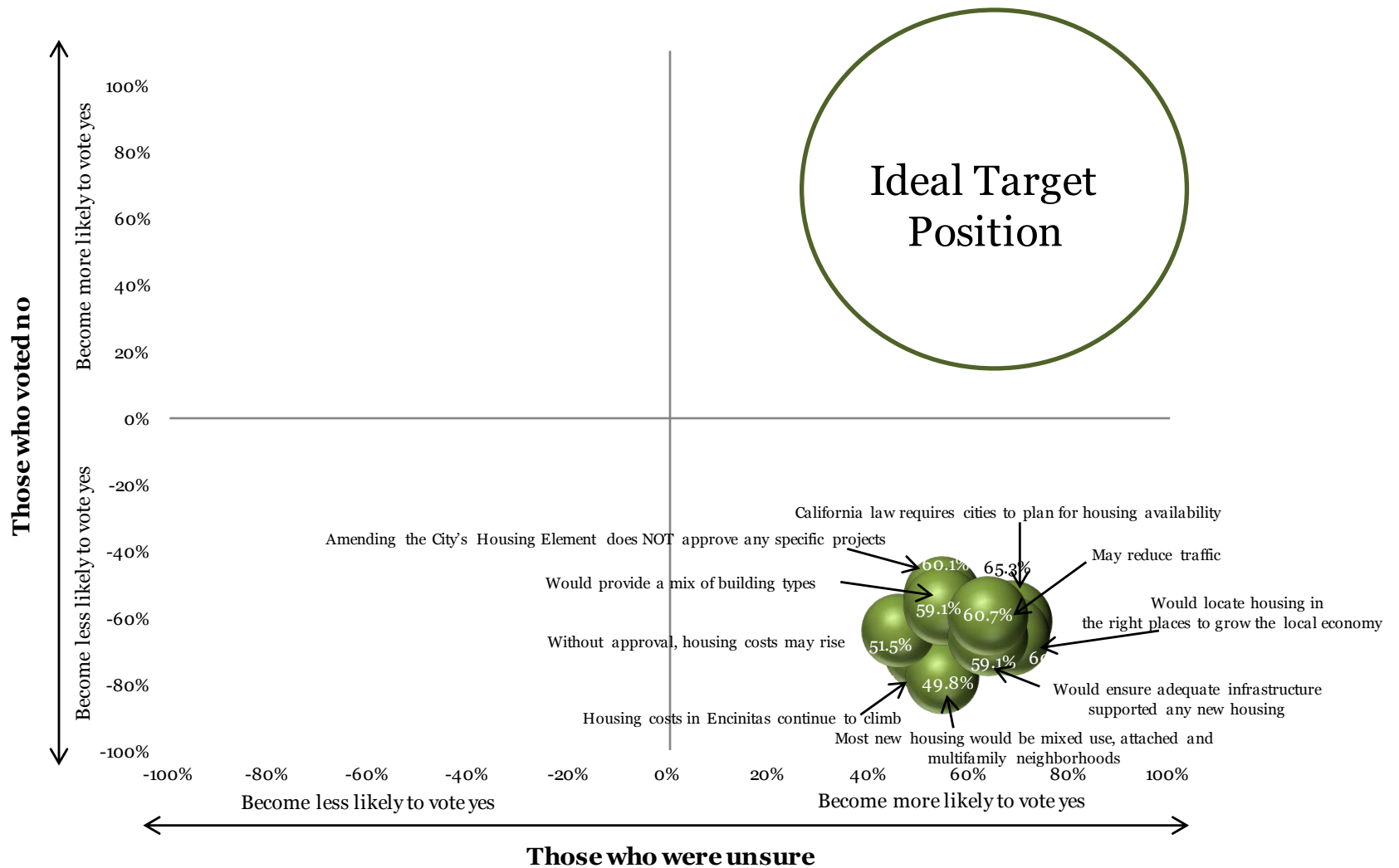


How does this affect those who were initially unsure?



Mover Messages for those who voted no and were unsure

Mover Messages are those that shift opinions of opposition or those unsure



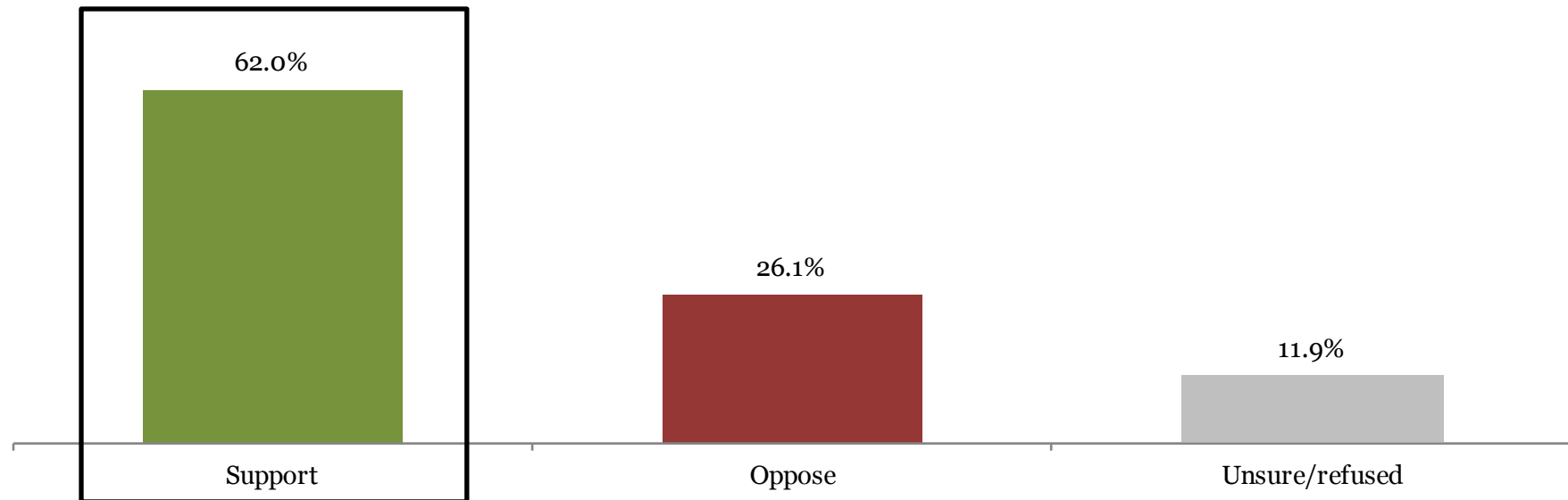
Introducing the Flexible Zoning Concept



62.0% support the flexible zoning concept

Of “At Home in Encinitas Zoning Districts”

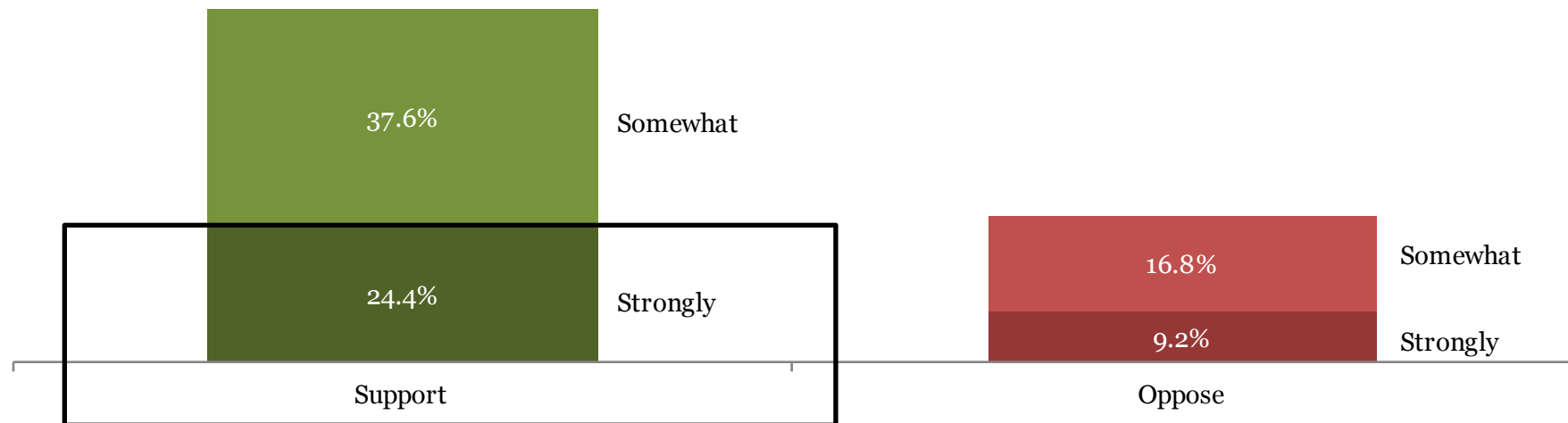
Question: One way to accomplish the goal of planning for additional new housing and mixed-use in Encinitas is to create new zoning rules that allow a property owner to keep their current zoning but also include rules that allow them to build housing and mixed-use if they decide they want to. This flexible zoning would only be in specific places that Encinitas voters approve, called “At Home in Encinitas Zoning Districts”. Do you support or oppose the flexible zoning concept of “At Home in Encinitas Zoning Districts”?



The intensity of support for the flexible zoning concept

Is significant (24.4% say they *strongly* support)

Question: And would you say that you strongly or somewhat (support/oppose)?



Neighbor-to-Neighbor Conversations



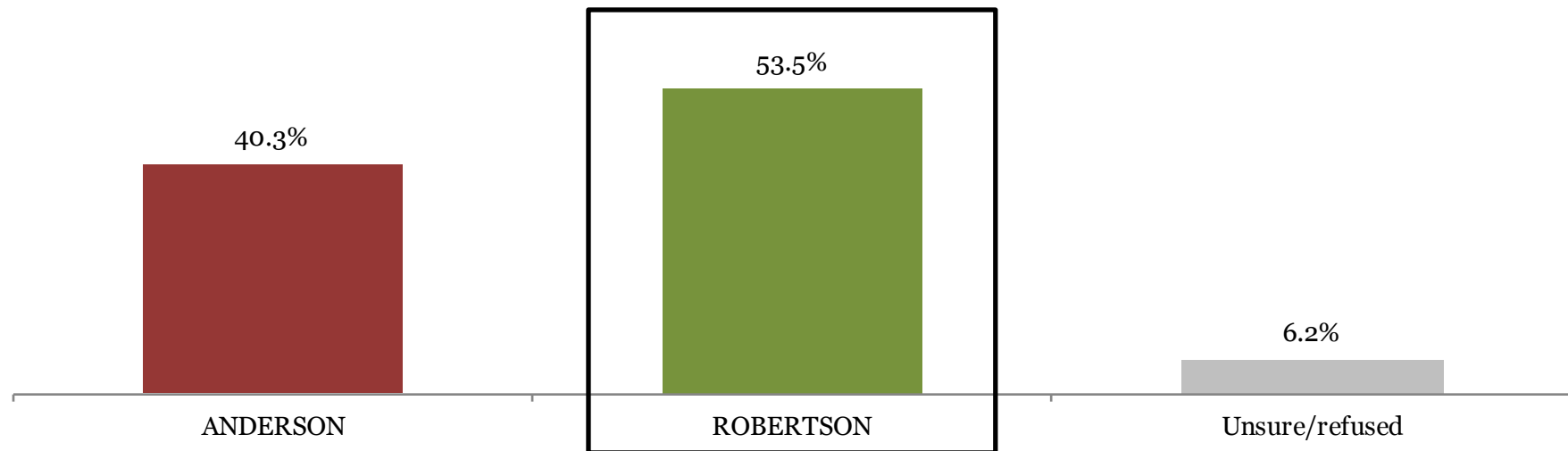
53.5% agree with Robertson, who says he'll vote yes

Because the City has taken a responsible approach

Question: ANDERSON says: "Amending the City's Housing Element just means developers will be given freedom to squeeze high density apartments in places they don't belong. Amending the City's Housing Element will simply eliminate Encinitas' unique neighborhood landscape, replacing it with cityscape islands of cul-de-sacs and multi-story buildings that destroy the character of the surrounding area. I'll vote no."

ROBERTSON says: "Amending the City's Housing Element is a requirement, and the City has taken a responsible approach to not only complying with state law, but also ensuring that any future development fits well within the context of our community's unique neighborhoods. The amendment will mean that respect for the local environment will guide the direction of new developments from the very beginning, helping to ensure that any new project protects, maintains and enhances our City's unique character. I'll vote yes."

With whom do you agree more, ANDERSON or ROBERTSON?



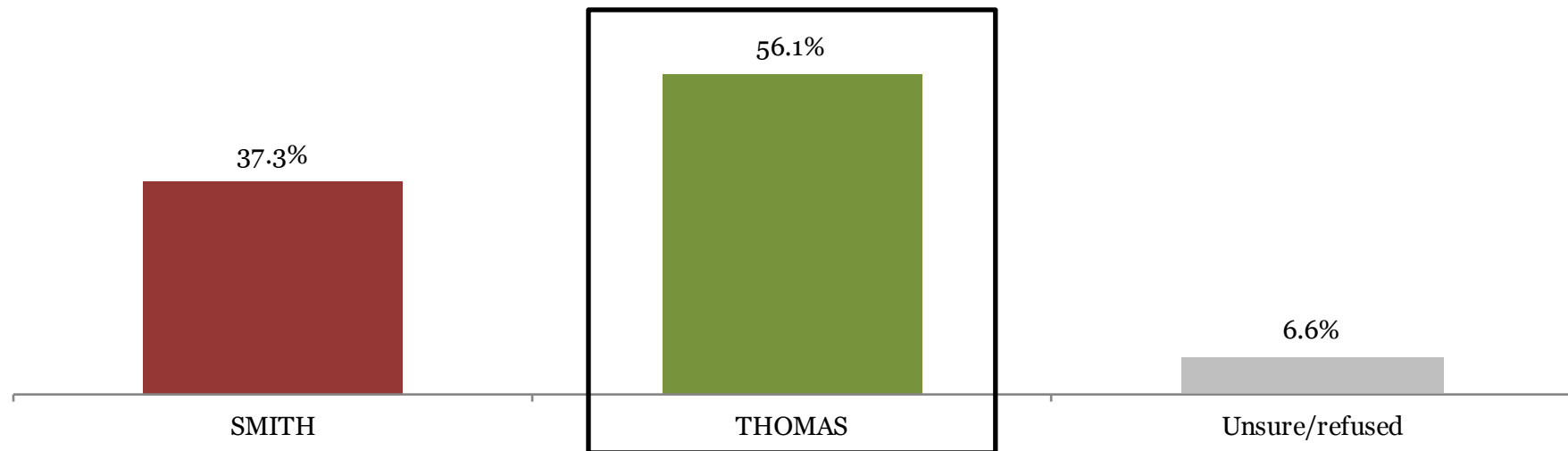
56.1% agree with Thomas, who says he'll vote yes

Because it means young professionals and first time home buyers can live here

Question: SMITH says: "Amending the City's Housing Element will forever change our quality of life in Encinitas. I'll vote no."

THOMAS says: "My own children can't afford to live in Encinitas. Amending the City's Housing Element means young professionals and first-time home buyers will be able to live and work in our community. If the people who make Encinitas so special cannot afford to live here, then we will change into place just for the rich and lose its charm. I'll vote yes."

With whom do you agree more, SMITH or THOMAS?



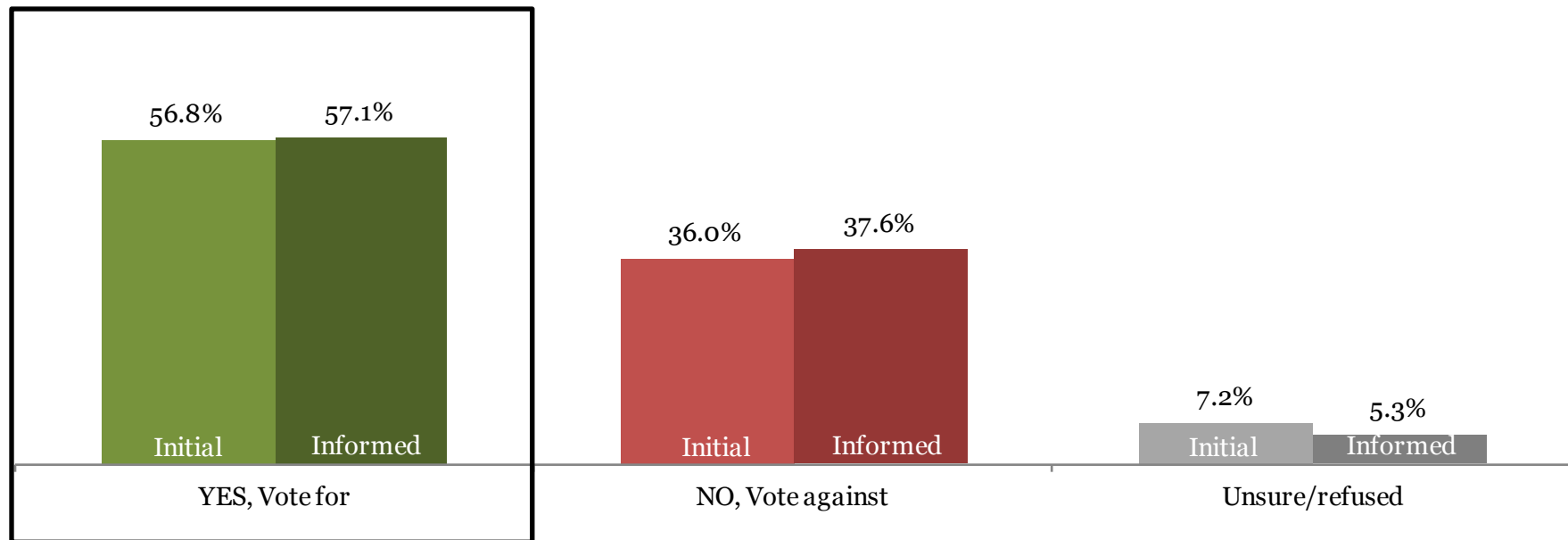
Informed Ballot Test: Housing Element Update



Both support for and opposition against the amendment

Remain remarkably similar after information has been presented

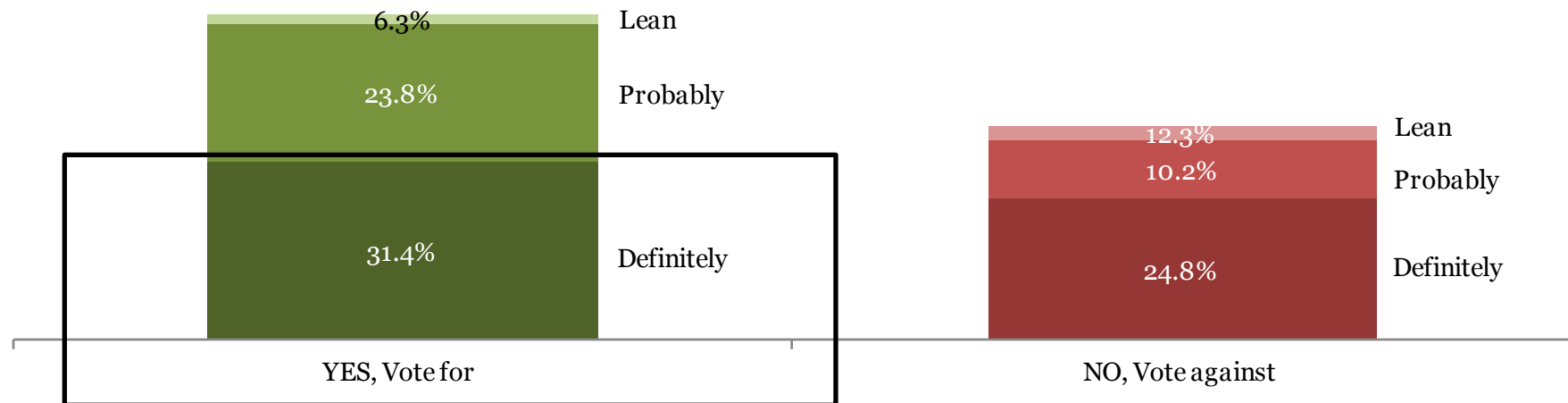
Question: Knowing what you do now, if an election was held today, would you vote yes, in favor of amending the City's Housing Element, or vote no, against it? Please pick one.



The intensity of support for amending the Housing Element

Is greater than the intensity of opposition

Question: And would you say that you would definitely vote (for/against) or probably vote (for/against) amending the City's Housing Element? Would you say that you lean one way or another?

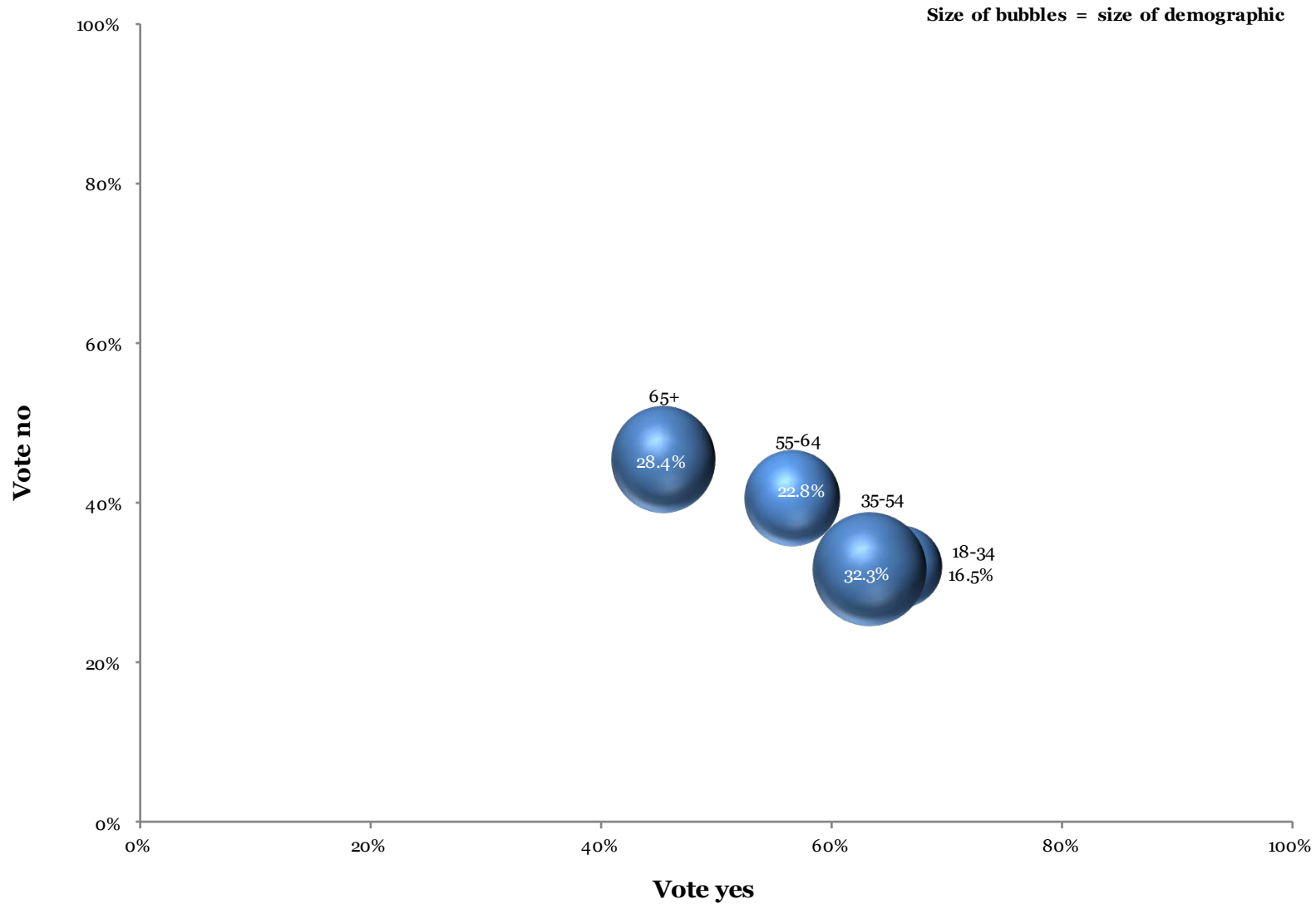


Profiles of Informed Support and Opposition For Amending the Housing Element



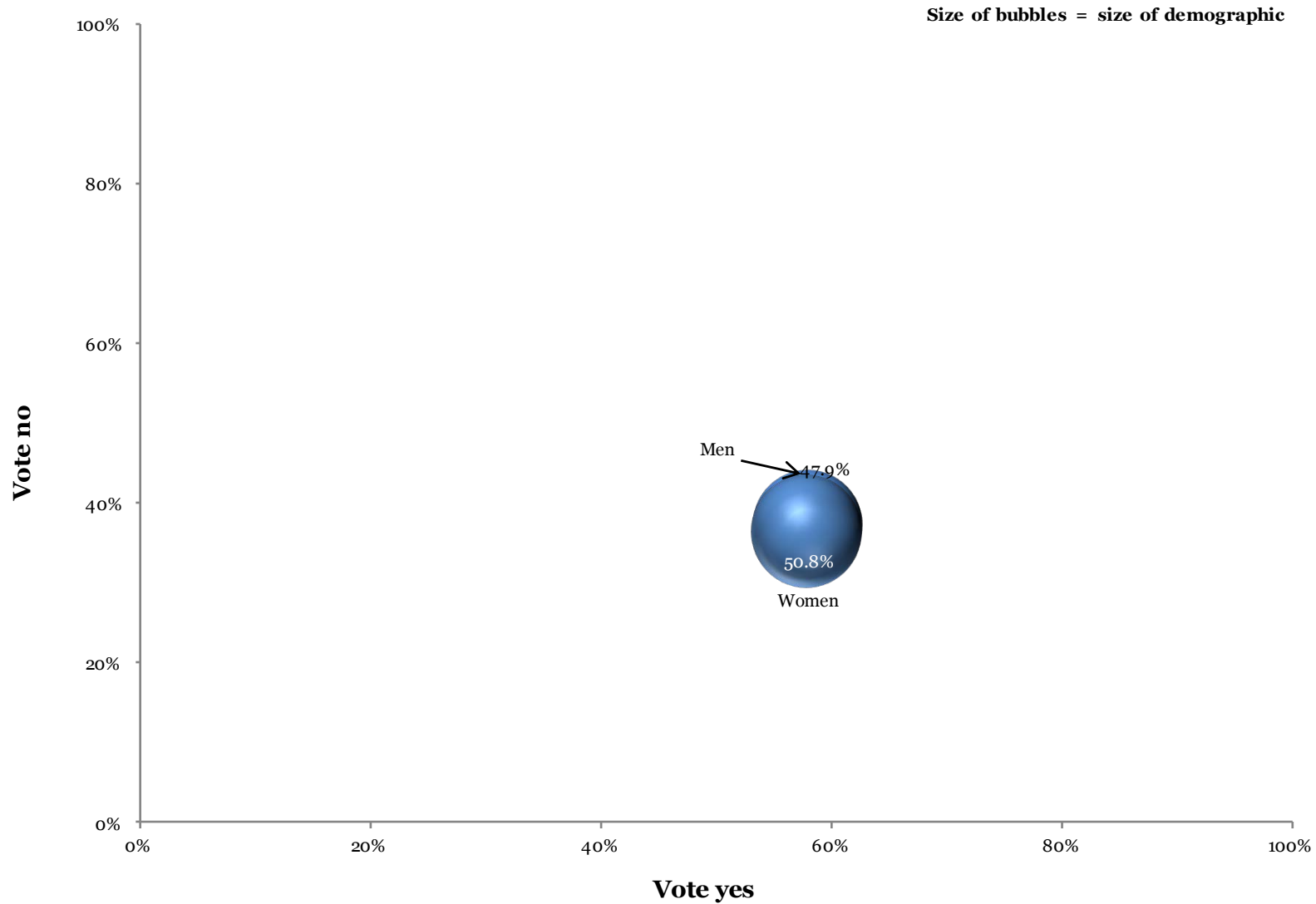
Younger voters are more supportive

Of amending the Housing Element

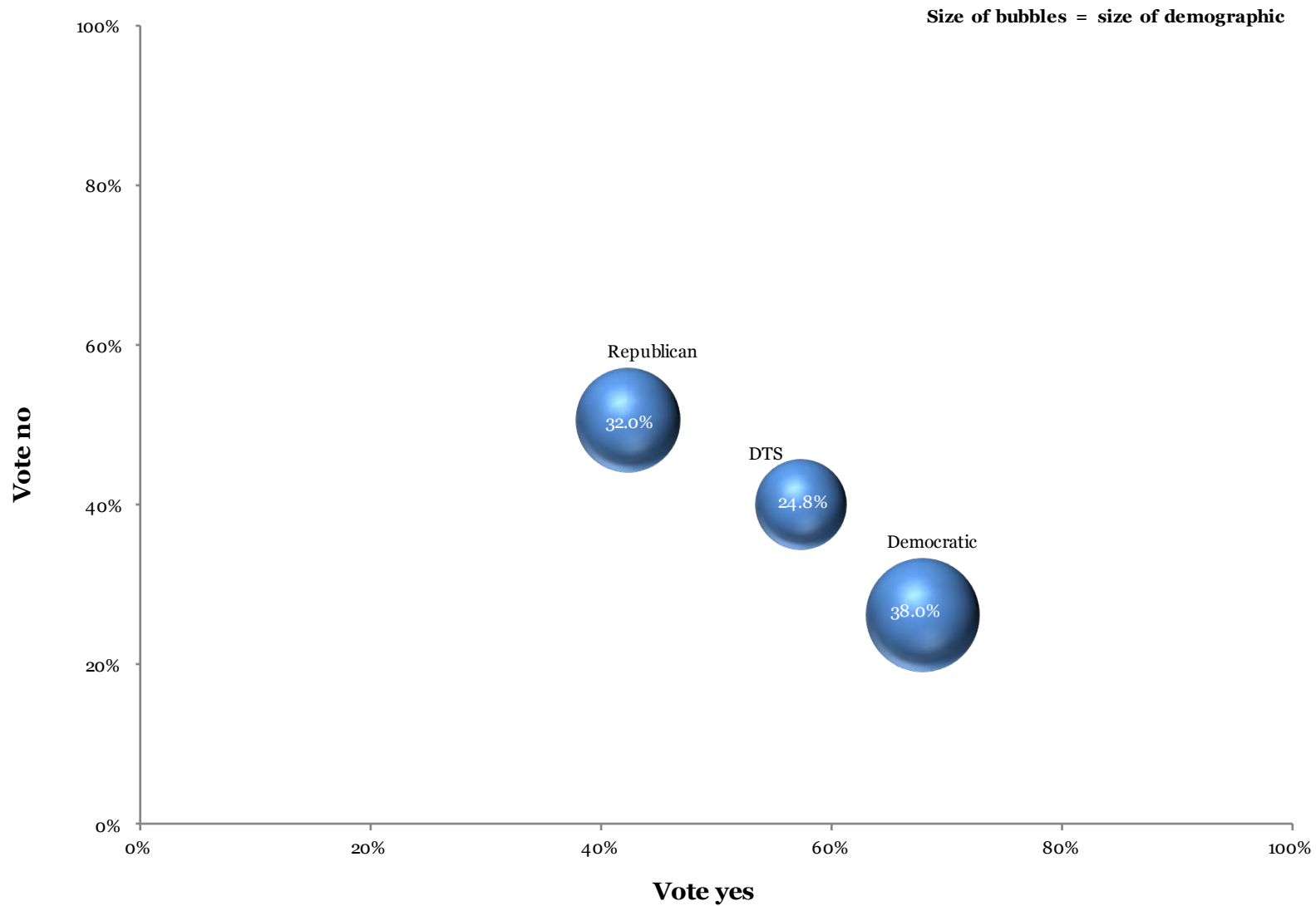


Women and men demonstrate nearly identical levels

Of support for amending the Housing Element

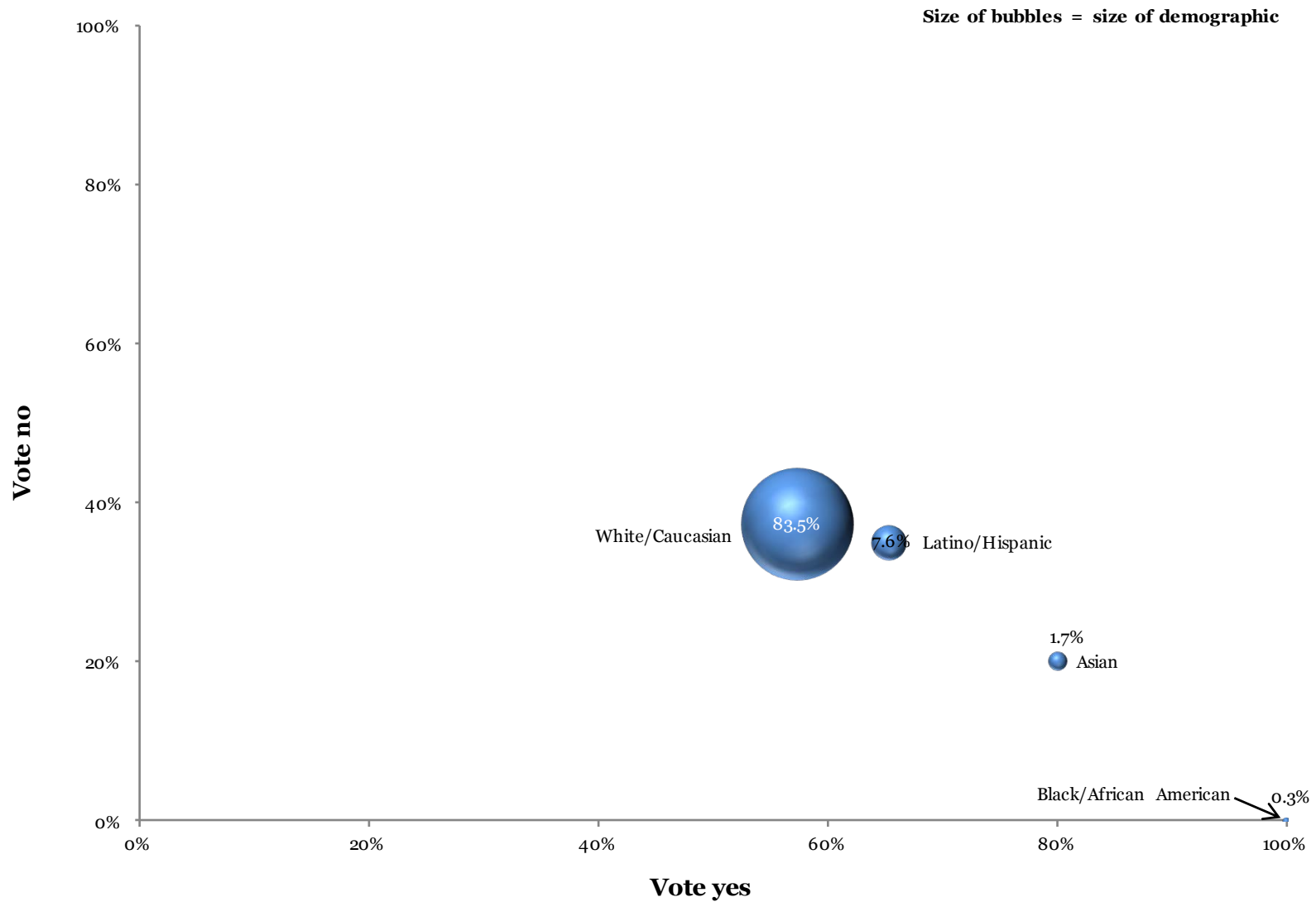


Democratic and DTS voters are more likely to support Amending the Housing Element than are Republicans



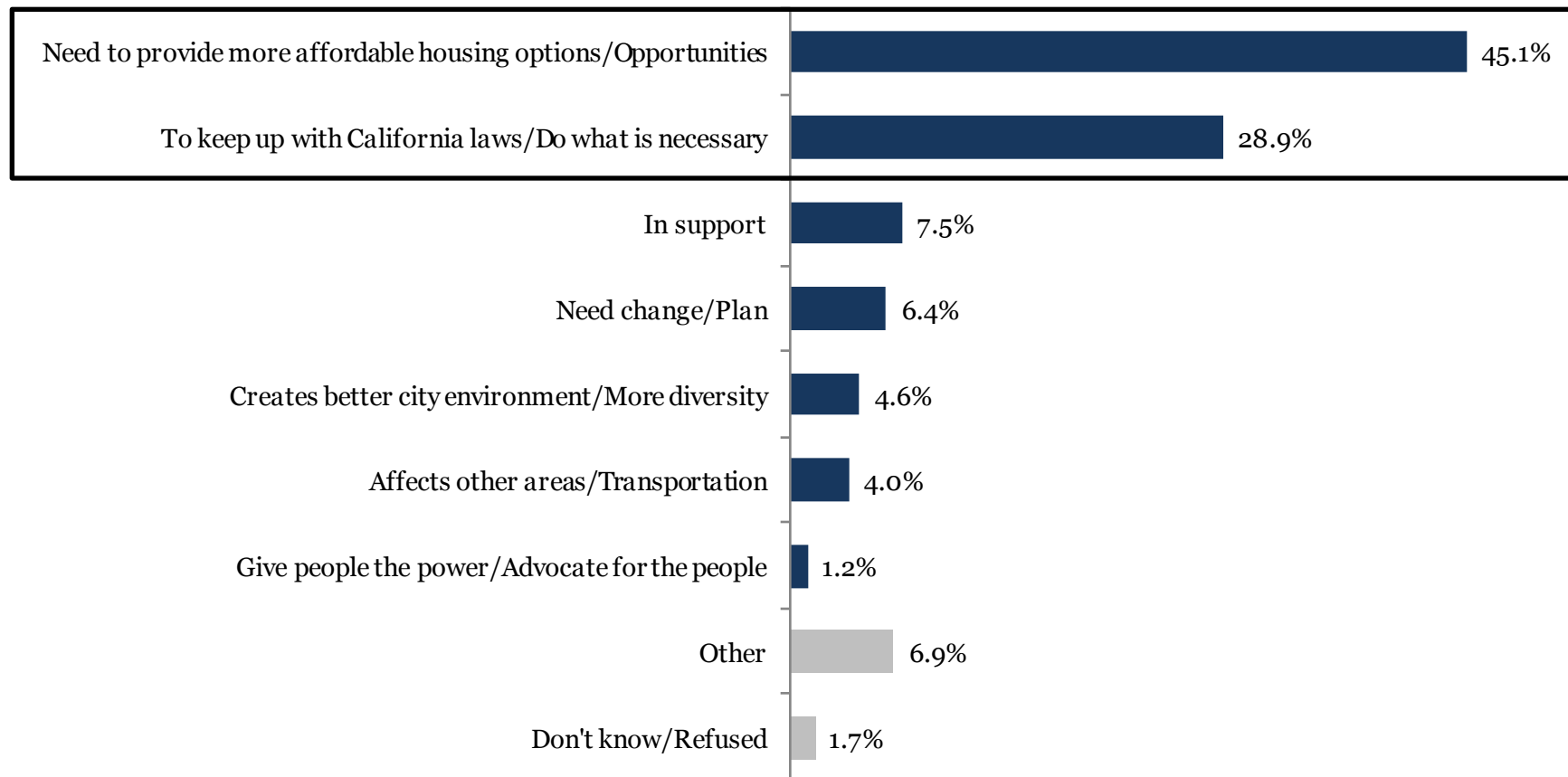
Latinos are somewhat more supportive

Of amending the Housing Element than White voters



What are the top reasons given for voting yes In favor of amending the City's Housing Element?

Question: Thinking specifically, why would you vote yes, in favor of amending the City's Housing Element?*

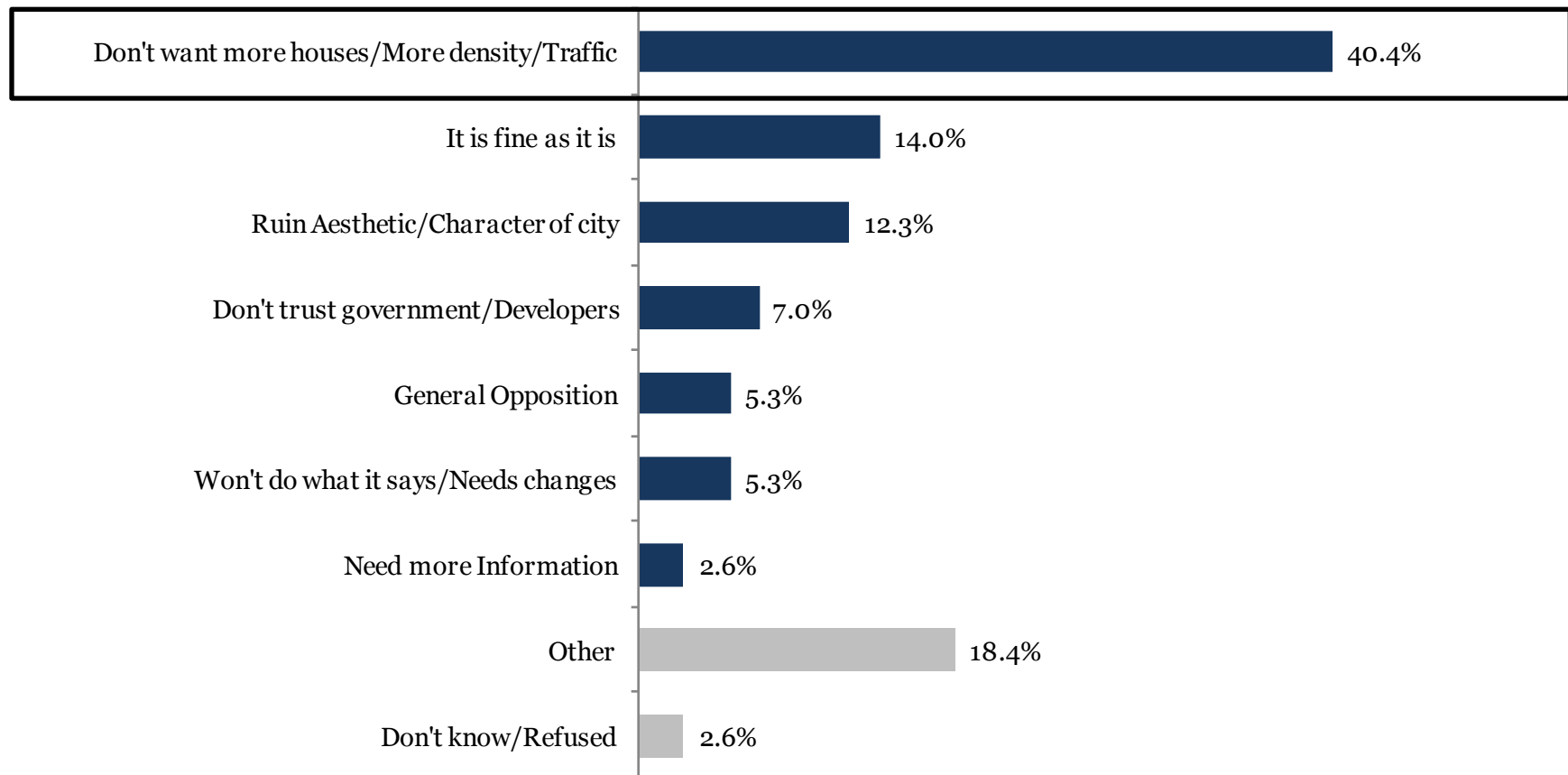


*Asked only of those who responded "Vote Yes"

What are the top reasons given for voting no

Against amending the City's Housing Element

Question: Thinking specifically, why would you vote no, against amending the City's Housing Element?*



*Asked only of those who responded "Vote No"

Proposition A



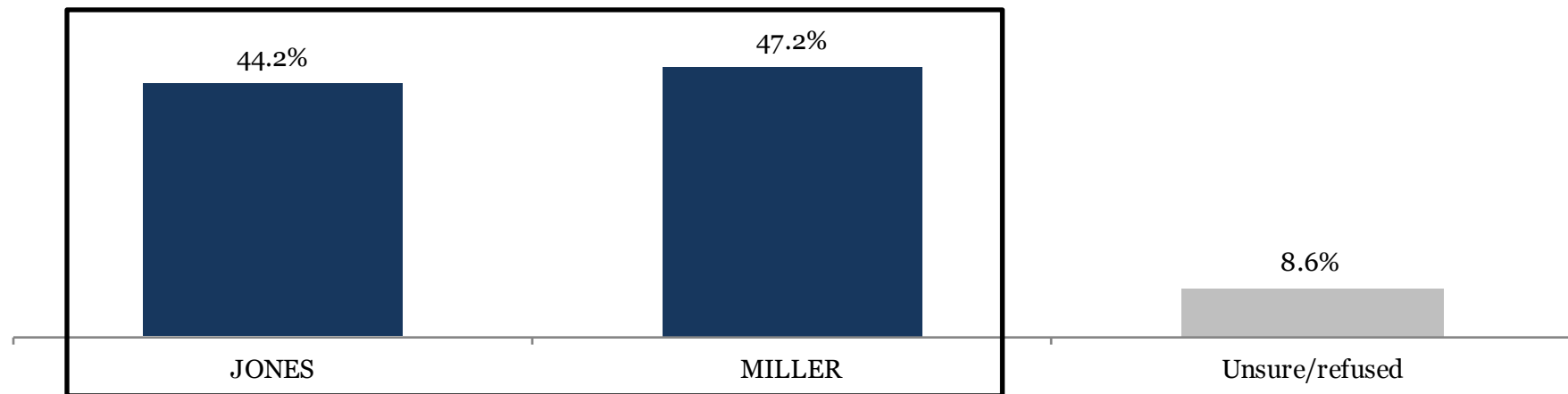
Dr. Jones and Dr. Miller divide voter opinion

As to the intent and application of Proposition A

Question: DR. JONES says: “Proposition A is clear, the voters get to vote on land use changes and height changes, and that’s it. The November ballot measure for the housing element should be limited in scope to keep it simple and uncomplicated and leave the decision-making about design details of future development projects up to the city planning commission and professional planning staff.”

DR. MILLER says: “While Proposition A was clear that the voters only had the right to vote on land use and height changes, the spirit of the proposition was to allow the voters a say in every detail of the planning process. The voters should be able to roll up our sleeves and get into the nitty-gritty of every detail of every development project. The November housing element ballot measure should have every last design detail in it for voters to vote up or down.”

With whom do you agree more, DR. JONES or DR. MILLER?



Cross-tabulations



City of Encinitas Likely Voter Survey

1. What is the most important issue facing your community today?

Base: Total Sample

	GENDER			HOUSEHOLD PARTY						BORN IN US				GENDER/AGE							
	TOTAL	FE-MALE		PARTY			REP. HH	DEM. HH	MIXED PARTY HH	US BORN	FOR BORN			AGE				MEN		WOMEN	
		MALE	MALE	REP.	DEM.	DTS					EIGN BORN	UN KNOWN	18-34	35-54	55-64	65+	18-54	55+	18-54	55+	
Total	303	145	154	97	115	75	80	92	67	272	19	12	50	98	69	86	78	67	67	87	
	100.0	100.0	100.0	100.0	100.0	100.0	100.0	100.0	100.0	100.0	100.0	100.0	100.0	100.0	100.0	100.0	100.0	100.0	100.0	100.0	
Transportation /Traffic	36	18	18	8	17	10	7	11	12	32	2	2	2	12	12	10	7	11	7	11	
	11.9	12.4	11.7	8.2	14.8	13.3	8.8	12.0	17.9	11.8	10.5	16.7	4.0	12.2	17.4	11.6	9.0	16.4	10.4	12.6	
Affordable Housing/ Living	36	16	20	14	10	8	12	7	8	33	2	1	7	13	6	10	11	5	9	11	
	11.9	11.0	13.0	14.4	8.7	10.7	15.0	7.6	11.9	12.1	10.5	8.3	14.0	13.3	8.7	11.6	14.1	7.5	13.4	12.6	
Jobs/Economy	35	19	16	14	10	10	11	10	8	32	1	2	5	12	11	7	13	6	4	12	
	11.6	13.1	10.4	14.4	8.7	13.3	13.8	10.9	11.9	11.8	5.3	16.7	10.0	12.2	15.9	8.1	16.7	9.0	6.0	13.8	
Water/Drought	32	15	16	4	16	12	4	14	4	30	1	1	8	11	5	8	10	5	8	8	
	10.6	10.3	10.4	4.1	13.9	16.0	5.0	15.2	6.0	11.0	5.3	8.3	16.0	11.2	7.2	9.3	12.8	7.5	11.9	9.2	
Over Population/ Controlling Growth/ Development	29	10	19	14	10	3	12	10	3	25	3	1	1	8	7	13	2	8	7	12	
	9.6	6.9	12.3	14.4	8.7	4.0	15.0	10.9	4.5	9.2	15.8	8.3	2.0	8.2	10.1	15.1	2.6	11.9	10.4	13.8	
Poverty	22	10	12	9	7	6	6	6	6	19	3	-	4	9	4	5	5	5	8	4	
	7.3	6.9	7.8	9.3	6.1	8.0	7.5	6.5	9.0	7.0	15.8	-	8.0	9.2	5.8	5.8	6.4	7.5	11.9	4.6	
Environmental	20	10	10	4	10	4	3	7	6	19	1	-	2	6	5	7	5	5	3	7	
	6.6	6.9	6.5	4.1	8.7	5.3	3.8	7.6	9.0	7.0	5.3	-	4.0	6.1	7.2	8.1	6.4	7.5	4.5	8.0	
Public Safety/Crime/ Drugs	14	6	8	6	2	5	4	2	5	14	-	-	1	5	4	4	2	4	4	4	
	4.6	4.1	5.2	6.2	1.7	6.7	5.0	2.2	7.5	5.1	-	-	2.0	5.1	5.8	4.7	2.6	6.0	6.0	4.6	
Education/Schools/Higher Education	13	6	7	3	7	1	2	5	3	11	-	2	3	7	2	1	6	-	4	3	
	4.3	4.1	4.5	3.1	6.1	1.3	2.5	5.4	4.5	4.0	-	16.7	6.0	7.1	2.9	1.2	7.7	-	6.0	3.4	
Government	13	5	7	5	5	3	4	4	2	11	1	1	1	4	4	4	2	3	3	4	
	4.3	3.4	4.5	5.2	4.3	4.0	5.0	4.3	3.0	4.0	5.3	8.3	2.0	4.1	5.8	4.7	2.6	4.5	4.5	4.6	

City of Encinitas Likely Voter Survey

1. What is the most important issue facing your community today?

Base: Total Sample

	GENDER			PARTY			HOUSEHOLD PARTY			BORN IN US			AGE				GENDER/AGE			
	TOTAL	FE-		REP.	DEM.	DTS	PURE REP. HH	PURE DEM. HH	MIXED PARTY HH	US BORN	FOR EIGN BORN	UN KNOWN	18-34	35-54	55-64	65+	MEN		WOMEN	
		MALE	MALE														18-54	55+	18-54	55+
Moral issues	3 1.0	2 1.4	1 0.6	- 1.7	2 1.3	1 1.3	- 1.1	1 1.5	1 1.5	2 0.7	1 5.3	- -	2 4.0	- -	- -	1 1.2	1 1.3	1 1.5	1 1.5	- -
Security/Terrorism	1 0.3	1 0.7	- -	1 1.0	- -	- -	1 1.2	- -	- -	1 0.4	- -	- -	1 2.0	- -	- -	- -	1 1.3	- -	- -	- -
No issues	14 4.6	11 7.6	3 1.9	3 3.1	6 5.2	4 5.3	2 2.5	3 3.3	6 9.0	13 4.8	1 5.3	- -	6 12.0	1 1.0	2 2.9	5 5.8	6 7.7	5 7.5	1 1.5	2 2.3
Other	14 4.6	6 4.1	8 5.2	4 4.1	7 6.1	2 2.7	4 5.0	7 7.6	1 1.5	12 4.4	1 5.3	1 8.3	3 6.0	3 3.1	2 2.9	6 7.0	2 2.6	4 6.0	4 6.0	4 4.6
Don't Know/Refused	21 6.9	10 6.9	9 5.8	8 8.2	6 5.2	6 8.0	8 10.0	5 5.4	2 3.0	18 6.6	2 10.5	1 8.3	4 8.0	7 7.1	5 7.2	5 5.8	5 6.4	5 7.5	4 6.0	5 5.7

City of Encinitas Likely Voter Survey

1. What is the most important issue facing your community today?

Base: Total Sample

	VOTE PROPENSITY																					
	PARTY/GENDER						PARTY/AGE														100%	NEW
	GOP		DTS		DEM		GOP		DTS		DEM		5/5	4/5	3/5	2/5	1/5	CHANC	REGIS			
	TOTAL	MEN	WOMEN	MEN	WOMEN	MEN	WOMEN	18-54	55+	18-54	55+	18-54	55+									
Total	303	46	50	38	34	51	64	40	57	47	28	49	66	93	43	60	34	31	6	36		
	100.0	100.0	100.0	100.0	100.0	100.0	100.0	100.0	100.0	100.0	100.0	100.0	100.0	100.0	100.0	100.0	100.0	100.0	100.0	100.0		
Transportation /Traffic	36	5	3	6	4	6	11	4	4	4	6	5	12	12	5	12	5	1	-	1		
	11.9	10.9	6.0	15.8	11.8	11.8	17.2	10.0	7.0	8.5	21.4	10.2	18.2	12.9	11.6	20.0	14.7	3.2		2.8		
Affordable Housing/ Living	36	4	10	4	4	5	5	5	9	6	2	6	4	11	6	7	4	4	1	3		
	11.9	8.7	20.0	10.5	11.8	9.8	7.8	12.5	15.8	12.8	7.1	12.2	6.1	11.8	14.0	11.7	11.8	12.9	16.7	8.3		
Jobs/Economy	35	8	6	5	5	5	5	5	9	6	4	5	5	11	6	8	3	3	-	4		
	11.6	17.4	12.0	13.2	14.7	9.8	7.8	12.5	15.8	12.8	14.3	10.2	7.6	11.8	14.0	13.3	8.8	9.7		11.1		
Water/Drought	32	3	1	4	7	8	8	2	2	10	2	7	9	8	4	2	5	2	3	8		
	10.6	6.5	2.0	10.5	20.6	15.7	12.5	5.0	3.5	21.3	7.1	14.3	13.6	8.6	9.3	3.3	14.7	6.5	50.0	22.2		
Over Population/ Controlling Growth/ Development	29	4	10	1	2	5	5	4	10	2	1	2	8	13	5	7	2	2	-	-		
	9.6	8.7	20.0	2.6	5.9	9.8	7.8	10.0	17.5	4.3	3.6	4.1	12.1	14.0	11.6	11.7	5.9	6.5				
Poverty	22	4	5	1	5	5	2	4	5	5	1	4	3	4	1	5	3	5	-	4		
	7.3	8.7	10.0	2.6	14.7	9.8	3.1	10.0	8.8	10.6	3.6	8.2	4.5	4.3	2.3	8.3	8.8	16.1		11.1		
Environmental	20	2	2	4	-	3	7	3	1	2	2	2	8	8	2	6	3	1	-	-		
	6.6	4.3	4.0	10.5		5.9	10.9	7.5	1.8	4.3	7.1	4.1	12.1	8.6	4.7	10.0	8.8	3.2				
Public Safety/Crime/ Drugs	14	3	3	1	4	1	1	1	5	3	2	1	1	3	3	2	1	2	1	2		
	4.6	6.5	6.0	2.6	11.8	2.0	1.6	2.5	8.8	6.4	7.1	2.0	1.5	3.2	7.0	3.3	2.9	6.5	16.7	5.6		
Education/Schools/Higher Education	13	1	2	1	-	3	4	3	-	1	-	4	3	3	4	1	-	3	-	2		
	4.3	2.2	4.0	2.6		5.9	6.2	7.5		2.1		8.2	4.5	3.2	9.3	1.7		9.7		5.6		
Government	13	2	2	2	1	1	4	3	2	1	2	1	4	4	2	3	3	1	-	-		
	4.3	4.3	4.0	5.3	2.9	2.0	6.2	7.5	3.5	2.1	7.1	2.0	6.1	4.3	4.7	5.0	8.8	3.2				

City of Encinitas Likely Voter Survey

1. What is the most important issue facing your community today?

Base: Total Sample

	PARTY/GENDER							PARTY/AGE						VOTE PROPENSITY						100% NOT HAD CHANC	NEW REGIS TRANT
	GOP		DTS		DEM		GOP		DTS		DEM		5/5	4/5	3/5	2/5	1/5				
	TOTAL	MEN	WOMEN	MEN	WOMEN	MEN	WOMEN	18-54	55+	18-54	55+	18-54	55+								
Moral issues	3	-	-	1	-	1	1	-	-	-	1	2	-	1	-	-	-	1	-	1	
	1.0			2.6		2.0	1.6				3.6	4.1		1.1				3.2		2.8	
Security/Terrorism	1	1	-	-	-	-	-	1	-	-	-	-	-	-	-	1	-	-	-	-	
	0.3	2.2						2.5								1.7					
No issues	14	2	1	4	-	4	2	-	3	3	1	3	3	5	-	2	1	3	1	2	
	4.6	4.3	2.0	10.5		7.8	3.1		5.3	6.4	3.6	6.1	4.5	5.4		3.3	2.9	9.7	16.7	5.6	
Other	14	2	2	1	1	3	4	2	2	1	1	3	4	6	-	2	2	1	-	3	
	4.6	4.3	4.0	2.6	2.9	5.9	6.2	5.0	3.5	2.1	3.6	6.1	6.1	6.5		3.3	5.9	3.2		8.3	
Don't Know/Refused	21	5	3	3	1	1	5	3	5	3	3	4	2	4	5	2	2	2	-	6	
	6.9	10.9	6.0	7.9	2.9	2.0	7.8	7.5	8.8	6.4	10.7	8.2	3.0	4.3	11.6	3.3	5.9	6.5		16.7	

City of Encinitas Likely Voter Survey

1. What is the most important issue facing your community today?

Base: Total Sample

	TYPE OF VOTER																											
	PERM- ANENT VOTE BY MAIL				PRE- VIOUS VOTE BY MAIL				REGISTRATION DATE					GEOGRAPHIC				ETHNICITY				LANGUAGE		PHONE TYPE		INITIAL BALLOT TEST		
	TOTAL	MAIL	MAIL	ELEC DAY	<1 YEAR	<5 YEARS	<10 YEARS	<20 YEARS	20+ YEARS	92007	92024	LA-TINO	WHITE	BLACK	ASIAN	OTHER	ENGL-ISH	SPAN-ISH	LAND LINE	CELL	YES	NO	UNSURE /REF					
	100.0	100.0	100.0	100.0	100.0	100.0	100.0	100.0	100.0	100.0	100.0	100.0	100.0	100.0	100.0	100.0	100.0	100.0	100.0	100.0	100.0	100.0	100.0					
Total	303	192	20	76	63	48	67	73	52	54	249	23	253	1	5	9	299	4	145	158	172	109	22					
Transportation /Traffic	36	22	2	12	3	4	7	17	5	6	30	2	31	-	2	-	36	-	23	13	22	12	2					
Affordable Housing/ Living	36	22	4	9	6	6	10	9	5	7	29	8	25	-	-	3	34	2	16	20	26	9	1					
Jobs/Economy	35	23	1	8	10	4	3	12	6	7	28	1	29	-	-	1	35	-	18	17	15	16	4					
Water/Drought	32	24	1	3	10	6	10	2	4	5	27	2	26	-	1	1	32	-	5	27	21	8	3					
Over Population/ Controlling Growth/ Development	29	18	2	9	2	3	7	9	8	8	21	2	26	1	-	-	29	-	19	10	13	14	2					
Poverty	22	9	1	11	5	2	6	4	5	4	18	3	18	-	1	-	20	2	11	11	18	2	2					
Environmental	20	11	3	6	1	4	6	7	2	3	17	1	19	-	-	-	20	-	12	8	10	8	2					
Public Safety/Crime/ Drugs	14	13	-	1	3	4	3	4	-	-	14	-	14	-	-	-	14	-	5	9	6	8	-					
Education/Schools/Higher Education	13	7	1	3	2	3	4	3	1	5	8	1	12	-	-	-	13	-	4	9	10	2	1					
Government	13	7	1	5	1	2	2	4	4	3	10	1	12	-	-	-	13	-	7	6	5	8	-					

City of Encinitas Likely Voter Survey

1. What is the most important issue facing your community today?

Base: Total Sample

	TYPE OF VOTER																						
	PERM- ANENT		PRE- VIOUS		REGISTRATION DATE					GEOGRAPHIC		ETHNICITY				LANGUAGE		PHONE TYPE		INITIAL BALLOT TEST			
	BY	BY	ELEC TION	<1 YEAR	<5 YEARS	<10 YEARS	<20 YEARS	20+ YEARS	92007	92024	LA- TINO	WHITE	BLACK	ASIAN	OTHER	ENGL- ISH	SPAN- ISH	LAND LINE	CELL	YES	NO	UNSURE /REF	
	TOTAL	MAIL	MAIL	DAY																			
Moral issues	3	2	-	-	2	-	-	-	1	1	2	-	2	-	-	1	3	-	1	2	3	-	-
	1.0	1.0			3.2				1.9	1.9	0.8		0.8			11.1	1.0		0.7	1.3	1.7		
Security/Terrorism	1	1	-	-	-	-	1	-	-	-	1	-	-	-	-	1	-	-	1	-	1	-	
	0.3	0.5					1.5				0.4					0.3			0.6		0.9		
No issues	14	8	-	5	4	5	3	-	2	1	13	1	11	-	-	1	14	-	7	7	10	4	-
	4.6	4.2		6.6	6.3	10.4	4.5		3.8	1.9	5.2	4.3	4.3			11.1	4.7		4.8	4.4	5.8	3.7	
Other	14	10	2	1	5	3	-	-	6	1	13	-	10	-	1	1	14	-	8	6	8	6	-
	4.6	5.2	10.0	1.3	7.9	6.2			11.5	1.9	5.2		4.0		20.0	11.1	4.7		5.5	3.8	4.7	5.5	
Don't Know/Refused	21	15	2	3	9	2	5	2	3	3	18	1	18	-	-	1	21	-	9	12	5	11	5
	6.9	7.8	10.0	3.9	14.3	4.2	7.5	2.7	5.8	5.6	7.2	4.3	7.1			11.1	7.0		6.2	7.6	2.9	10.1	22.7

City of Encinitas Likely Voter Survey

2. Do you think that the City of Encinitas is on the right track or on the wrong track?

Base: Total Sample

	GENDER			PARTY			HOUSEHOLD PARTY			BORN IN US			AGE				GENDER/AGE			
	=====			=====			=====			=====			=====				=====		=====	
	TOTAL	MALE	FE-MALE	REP.	DEM.	DTS	PURE REP. HH	PURE DEM. HH	MIXED PARTY HH	US BORN	FOR EIGN BORN	UN KNOWN	18-34	35-54	55-64	65+	18-54	55+	18-54	55+
Total	303	145	154	97	115	75	80	92	67	272	19	12	50	98	69	86	78	67	67	87
	100.0	100.0	100.0	100.0	100.0	100.0	100.0	100.0	100.0	100.0	100.0	100.0	100.0	100.0	100.0	100.0	100.0	100.0	100.0	100.0
Right track	196	104	90	56	85	45	47	67	46	173	11	12	41	60	42	53	62	42	37	53
	64.7	71.7	58.4	57.7	73.9	60.0	58.8	72.8	68.7	63.6	57.9	100.0	82.0	61.2	60.9	61.6	79.5	62.7	55.2	60.9
Wrong Track	73	27	45	30	17	24	24	14	13	69	4	-	7	28	23	15	11	16	24	21
	24.1	18.6	29.2	30.9	14.8	32.0	30.0	15.2	19.4	25.4	21.1	-	14.0	28.6	33.3	17.4	14.1	23.9	35.8	24.1
Unsure	28	10	17	7	12	6	6	10	7	25	3	-	1	8	4	15	3	7	5	12
	9.2	6.9	11.0	7.2	10.4	8.0	7.5	10.9	10.4	9.2	15.8	-	2.0	8.2	5.8	17.4	3.8	10.4	7.5	13.8
Refused	6	4	2	4	1	-	3	1	1	5	1	-	1	2	-	3	2	2	1	1
	2.0	2.8	1.3	4.1	0.9	-	3.8	1.1	1.5	1.8	5.3	-	2.0	2.0	-	3.5	2.6	3.0	1.5	1.1

City of Encinitas Likely Voter Survey

2. Do you think that the City of Encinitas is on the right track or on the wrong track?

Base: Total Sample

	PARTY/GENDER						PARTY/AGE						VOTE PROPENSITY						100% NOT HAD CHANC	NEW REGIS TRANT
	GOP		DTS		DEM		GOP		DTS		DEM		5/5	4/5	3/5	2/5	1/5			
	TOTAL	MEN	WOMEN	MEN	WOMEN	MEN	WOMEN	18-54	55+	18-54	55+	18-54						55+		
Total	303	46	50	38	34	51	64	40	57	47	28	49	66	93	43	60	34	31	6	36
	100.0	100.0	100.0	100.0	100.0	100.0	100.0	100.0	100.0	100.0	100.0	100.0	100.0	100.0	100.0	100.0	100.0	100.0	100.0	100.0
Right track	196	27	29	27	16	43	42	26	30	33	12	34	51	53	26	41	26	20	4	26
	64.7	58.7	58.0	71.1	47.1	84.3	65.6	65.0	52.6	70.2	42.9	69.4	77.3	57.0	60.5	68.3	76.5	64.5	66.7	72.2
Wrong Track	73	12	17	8	16	6	11	11	19	12	12	10	7	25	10	14	7	9	2	6
	24.1	26.1	34.0	21.1	47.1	11.8	17.2	27.5	33.3	25.5	42.9	20.4	10.6	26.9	23.3	23.3	20.6	29.0	33.3	16.7
Unsure	28	4	3	3	2	2	10	2	5	2	4	4	8	13	6	3	1	2	-	3
	9.2	8.7	6.0	7.9	5.9	3.9	15.6	5.0	8.8	4.3	14.3	8.2	12.1	14.0	14.0	5.0	2.9	6.5	-	8.3
Refused	6	3	1	-	-	-	1	1	3	-	-	1	-	2	1	2	-	-	-	1
	2.0	6.5	2.0	-	-	-	1.6	2.5	5.3	-	-	2.0	-	2.2	2.3	3.3	-	-	-	2.8

City of Encinitas Likely Voter Survey

2. Do you think that the City of Encinitas is on the right track or on the wrong track?

Base: Total Sample

	TYPE OF VOTER																							
	PERM- PRE-				REGISTRATION DATE					GEOGRAPHIC				ETHNICITY				LANGUAGE		PHONE TYPE		INITIAL		
	ANENT	VIOUS	ELEC														ENGL-	SPAN-	LAND	CELL	BALLOT TEST			
	BY	BY	TION	<1	<5	<10	<20	20+	92007	92024	LA-	WHITE	BLACK	ASIAN	OTHER	ISH	ISH	LINE	CELL	YES	NO	UNRE		
TOTAL	MAIL	MAIL	DAY	YEAR	YEARS	YEARS	YEARS	YEARS			TINO											/REF		
Total	303	192	20	76	63	48	67	73	52	54	249	23	253	1	5	9	299	4	145	158	172	109	22	
	100.0	100.0	100.0	100.0	100.0	100.0	100.0	100.0	100.0	100.0	100.0	100.0	100.0	100.0	100.0	100.0	100.0	100.0	100.0	100.0	100.0	100.0	100.0	
Right track	196	125	13	46	47	37	39	42	31	36	160	13	166	-	4	5	194	2	84	112	119	61	16	
	64.7	65.1	65.0	60.5	74.6	77.1	58.2	57.5	59.6	66.7	64.3	56.5	65.6		80.0	55.6	64.9	50.0	57.9	70.9	69.2	56.0	72.7	
Wrong Track	73	42	2	27	8	8	20	24	13	15	58	10	58	-	-	2	71	2	42	31	36	33	4	
	24.1	21.9	10.0	35.5	12.7	16.7	29.9	32.9	25.0	27.8	23.3	43.5	22.9			22.2	23.7	50.0	29.0	19.6	20.9	30.3	18.2	
Unsure	28	21	4	2	7	3	6	6	6	3	25	-	24	1	1	2	28	-	16	12	15	13	-	
	9.2	10.9	20.0	2.6	11.1	6.2	9.0	8.2	11.5	5.6	10.0		9.5	100.0	20.0	22.2	9.4		11.0	7.6	8.7	11.9		
Refused	6	4	1	1	1	-	2	1	2	-	6	-	5	-	-	-	6	-	3	3	2	2	2	
	2.0	2.1	5.0	1.3	1.6		3.0	1.4	3.8		2.4		2.0				2.0		2.1	1.9	1.2	1.8	9.1	

City of Encinitas Likely Voter Survey

3. Now I am going to read a list of several issues that may be facing your community. Please listen to each and then tell me which three issues are the most important to you?

Choose three. READ LIST

Base: Total Sample

	GENDER			PARTY			HOUSEHOLD PARTY			BORN IN US			AGE				GENDER/AGE			
	FE-MALE		MALE	REP.	DEM.	DTS	PURE REP. HH	PURE DEM. HH	MIXED PARTY HH	US BORN	FOR EIGN BORN	UN KNOWN	18-34	35-54	55-64	65+	MEN		WOMEN	
	TOTAL	MALE	MALE	REP.	DEM.	DTS	HH	HH	HH	BORN	BORN	KNOWN	18-34	35-54	55-64	65+	18-54	55+	18-54	55+
Total	303	145	154	97	115	75	80	92	67	272	19	12	50	98	69	86	78	67	67	87
	100.0	100.0	100.0	100.0	100.0	100.0	100.0	100.0	100.0	100.0	100.0	100.0	100.0	100.0	100.0	100.0	100.0	100.0	100.0	100.0
Maintaining and protecting the beach coastline	128	69	58	34	65	23	29	51	28	119	3	6	25	39	27	37	38	31	25	33
	42.2	47.6	37.7	35.1	56.5	30.7	36.2	55.4	41.8	43.8	15.8	50.0	50.0	39.8	39.1	43.0	48.7	46.3	37.3	37.9
The cost of housing	88	38	50	22	33	25	18	24	20	78	7	3	21	35	15	17	27	11	29	21
	29.0	26.2	32.5	22.7	28.7	33.3	22.5	26.1	29.9	28.7	36.8	25.0	42.0	35.7	21.7	19.8	34.6	16.4	43.3	24.1
Traffic	82	44	38	23	32	22	20	19	21	76	3	3	13	19	22	28	19	25	13	25
	27.1	30.3	24.7	23.7	27.8	29.3	25.0	20.7	31.3	27.9	15.8	25.0	26.0	19.4	31.9	32.6	24.4	37.3	19.4	28.7
Controlling growth and development	76	31	44	19	37	16	17	32	14	70	3	3	8	24	15	29	16	15	16	28
	25.1	21.4	28.6	19.6	32.2	21.3	21.2	34.8	20.9	25.7	15.8	25.0	16.0	24.5	21.7	33.7	20.5	22.4	23.9	32.2
City streets, sidewalk and alley conditions	70	32	38	27	25	15	22	22	12	64	4	2	7	19	15	29	14	18	12	26
	23.1	22.1	24.7	27.8	21.7	20.0	27.5	23.9	17.9	23.5	21.1	16.7	14.0	19.4	21.7	33.7	17.9	26.9	17.9	29.9
Homelessness	58	23	35	23	18	13	17	14	15	53	4	1	13	16	16	13	13	10	16	19
	19.1	15.9	22.7	23.7	15.7	17.3	21.2	15.2	22.4	19.5	21.1	8.3	26.0	16.3	23.2	15.1	16.7	14.9	23.9	21.8
Walking and biking options	55	24	30	13	25	15	12	20	12	50	2	3	7	19	13	16	9	15	16	14
	18.2	16.6	19.5	13.4	21.7	20.0	15.0	21.7	17.9	18.4	10.5	25.0	14.0	19.4	18.8	18.6	11.5	22.4	23.9	16.1
Keeping local businesses in town	53	27	26	15	20	14	11	14	14	47	4	2	11	23	10	9	18	9	16	10
	17.5	18.6	16.9	15.5	17.4	18.7	13.8	15.2	20.9	17.3	21.1	16.7	22.0	23.5	14.5	10.5	23.1	13.4	23.9	11.5
Parks, recreation and trails	50	24	25	12	24	12	8	23	12	45	2	3	7	13	10	20	12	12	7	18
	16.5	16.6	16.2	12.4	20.9	16.0	10.0	25.0	17.9	16.5	10.5	25.0	14.0	13.3	14.5	23.3	15.4	17.9	10.4	20.7
Farmland and open space	46	20	26	14	16	14	11	14	11	43	2	1	11	18	8	9	14	6	15	11
	15.2	13.8	16.9	14.4	13.9	18.7	13.8	15.2	16.4	15.8	10.5	8.3	22.0	18.4	11.6	10.5	17.9	9.0	22.4	12.6

City of Encinitas Likely Voter Survey

3. Now I am going to read a list of several issues that may be facing your community. Please listen to each and then tell me which three issues are the most important to you?

Choose three. READ LIST

Base: Total Sample

	GENDER			HOUSEHOLD PARTY			BORN IN US			AGE				GENDER/AGE						
	FE-		DTS	PURE REP. HH	PURE DEM. HH	MIXED PARTY HH	US BORN	FOR EIGN BORN	UN KNOWN	18-34	35-54	55-64	65+	MEN		WOMEN				
	MALE	MALE												REP.	DEM.	US BORN	FOR EIGN BORN	UN KNOWN	18-54	55+
Bringing jobs to the city	44	21	23	21	9	11	19	8	10	34	7	3	7	14	17	6	14	7	7	16
	14.5	14.5	14.9	21.6	7.8	14.7	23.8	8.7	14.9	12.5	36.8	25.0	14.0	14.3	24.6	7.0	17.9	10.4	10.4	18.4
The supply of housing	44	19	24	17	14	11	14	13	8	35	7	2	7	17	12	8	10	9	14	10
	14.5	13.1	15.6	17.5	12.2	14.7	17.5	14.1	11.9	12.9	36.8	16.7	14.0	17.3	17.4	9.3	12.8	13.4	20.9	11.5
City budget and finances	38	21	16	19	6	11	15	6	7	37	-	1	3	14	6	15	10	11	7	9
	12.5	14.5	10.4	19.6	5.2	14.7	18.8	6.5	10.4	13.6		8.3	6.0	14.3	8.7	17.4	12.8	16.4	10.4	10.3
Crime	27	16	11	12	9	6	8	7	8	22	2	3	3	12	8	4	10	6	5	6
	8.9	11.0	7.1	12.4	7.8	8.0	10.0	7.6	11.9	8.1	10.5	25.0	6.0	12.2	11.6	4.7	12.8	9.0	7.5	6.9
Encouraging more development and growth	21	12	9	6	6	9	5	3	9	20	-	1	4	5	6	6	8	4	1	8
	6.9	8.3	5.8	6.2	5.2	12.0	6.2	3.3	13.4	7.4		8.3	8.0	5.1	8.7	7.0	10.3	6.0	1.5	9.2
More shopping and restaurants	7	3	4	2	2	3	2	2	1	7	-	-	-	1	3	3	1	2	-	4
	2.3	2.1	2.6	2.1	1.7	4.0	2.5	2.2	1.5	2.6				1.0	4.3	3.5	1.3	3.0		4.6
Something else	4	2	2	1	2	-	1	2	-	3	1	-	-	2	-	2	-	2	2	-
	1.3	1.4	1.3	1.0	1.7		1.2	2.2		1.1	5.3			2.0		2.3		3.0	3.0	
Unsure	4	2	-	2	-	2	2	-	-	3	1	-	1	1	1	1	-	2	-	-
	1.3	1.4		2.1		2.7	2.5			1.1	5.3		2.0	1.0	1.4	1.2		3.0		
Refused	1	1	-	1	-	-	1	-	-	-	1	-	-	-	-	1	-	1	-	-
	0.3	0.7		1.0			1.2				5.3					1.2		1.5		

City of Encinitas Likely Voter Survey

3. Now I am going to read a list of several issues that may be facing your community. Please listen to each and then tell me which three issues are the most important to you?

Choose three. READ LIST

Base: Total Sample

	PARTY/GENDER														PARTY/AGE						VOTE PROPENSITY					
	GOP		DTS		DEM		GOP		DTS		DEM		5/5	4/5	3/5	2/5	1/5	100% NOT HAD CHANC	NEW REGIS TRANT							
	MEN	WOMEN	MEN	WOMEN	MEN	WOMEN	18-54	55+	18-54	55+	18-54	55+														
	TOTAL																									
Total	303	46	50	38	34	51	64	40	57	47	28	49	66	93	43	60	34	31	6	36						
	100.0	100.0	100.0	100.0	100.0	100.0	100.0	100.0	100.0	100.0	100.0	100.0	100.0	100.0	100.0	100.0	100.0	100.0	100.0	100.0						
Maintaining and protecting the beach coastline	128	17	17	15	7	34	31	15	19	15	8	30	35	38	26	22	14	11	1	16						
	42.2	37.0	34.0	39.5	20.6	66.7	48.4	37.5	33.3	31.9	28.6	61.2	53.0	40.9	60.5	36.7	41.2	35.5	16.7	44.4						
The cost of housing	88	9	13	10	15	14	19	12	10	17	8	20	13	15	9	21	15	14	2	12						
	29.0	19.6	26.0	26.3	44.1	27.5	29.7	30.0	17.5	36.2	28.6	40.8	19.7	16.1	20.9	35.0	44.1	45.2	33.3	33.3						
Traffic	82	13	10	11	11	16	16	9	14	11	11	9	23	34	10	16	6	3	3	10						
	27.1	28.3	20.0	28.9	32.4	31.4	25.0	22.5	24.6	23.4	39.3	18.4	34.8	36.6	23.3	26.7	17.6	9.7	50.0	27.8						
Controlling growth and development	76	7	11	11	5	11	26	7	12	11	5	12	25	28	16	10	9	6	1	6						
	25.1	15.2	22.0	28.9	14.7	21.6	40.6	17.5	21.1	23.4	17.9	24.5	37.9	30.1	37.2	16.7	26.5	19.4	16.7	16.7						
City streets, sidewalk and alley conditions	70	16	11	5	10	9	16	10	17	6	9	8	17	27	9	20	6	4	-	4						
	23.1	34.8	22.0	13.2	29.4	17.6	25.0	25.0	29.8	12.8	32.1	16.3	25.8	29.0	20.9	33.3	17.6	12.9		11.1						
Homelessness	58	10	13	3	10	8	10	9	14	8	5	9	9	18	6	8	6	8	3	9						
	19.1	21.7	26.0	7.9	29.4	15.7	15.6	22.5	24.6	17.0	17.9	18.4	13.6	19.4	14.0	13.3	17.6	25.8	50.0	25.0						
Walking and biking options	55	5	8	6	8	12	13	6	7	10	5	8	17	16	7	13	6	7	2	4						
	18.2	10.9	16.0	15.8	23.5	23.5	20.3	15.0	12.3	21.3	17.9	16.3	25.8	17.2	16.3	21.7	17.6	22.6	33.3	11.1						
Keeping local businesses in town	53	7	8	9	5	8	12	7	8	9	5	14	6	11	9	10	5	7	1	10						
	17.5	15.2	16.0	23.7	14.7	15.7	18.8	17.5	14.0	19.1	17.9	28.6	9.1	11.8	20.9	16.7	14.7	22.6	16.7	27.8						
Parks, recreation and trails	50	7	5	8	3	8	16	6	6	6	6	6	18	16	9	10	7	3	1	4						
	16.5	15.2	10.0	21.1	8.8	15.7	25.0	15.0	10.5	12.8	21.4	12.2	27.3	17.2	20.9	16.7	20.6	9.7	16.7	11.1						
Farmland and open space	46	4	10	8	6	7	9	8	6	10	4	10	6	14	4	13	1	5	2	7						
	15.2	8.7	20.0	21.1	17.6	13.7	14.1	20.0	10.5	21.3	14.3	20.4	9.1	15.1	9.3	21.7	2.9	16.1	33.3	19.4						



City of Encinitas Likely Voter Survey

3. Now I am going to read a list of several issues that may be facing your community. Please listen to each and then tell me which three issues are the most important to you?

Choose three. READ LIST

Base: Total Sample

	PARTY/GENDER														PARTY/AGE						VOTE PROPENSITY					
	GOP		DTS		DEM		GOP		DTS		DEM		5/5	4/5	3/5	2/5	1/5	100% NOT HAD CHANC	NEW REGIS TRAN							
	MEN	WOMEN	MEN	WOMEN	MEN	WOMEN	18-54	55+	18-54	55+	18-54	55+														
	TOTAL																									
Bringing jobs to the city	44 14.5	8 17.4	13 26.0	5 13.2	6 17.6	5 9.8	4 6.2	7 17.5	14 24.6	7 14.9	4 14.3	4 8.2	5 7.6	13 14.0	4 9.3	9 15.0	5 14.7	6 19.4	1 16.7	6 16.7						
The supply of housing	44 14.5	5 10.9	11 22.0	6 15.8	5 14.7	7 13.7	7 10.9	6 15.0	11 19.3	9 19.1	2 7.1	7 14.3	7 10.6	8 8.6	4 9.3	8 13.3	7 20.6	9 29.0	1 16.7	7 19.4						
City budget and finances	38 12.5	7 15.2	11 22.0	7 18.4	4 11.8	6 11.8	-	7 17.5	12 21.1	7 14.9	4 14.3	2 4.1	4 6.1	16 17.2	7 16.3	5 8.3	5 14.7	3 9.7	-	2 5.6						
Crime	27 8.9	8 17.4	4 8.0	3 7.9	3 8.8	5 9.8	4 6.2	7 17.5	5 8.8	4 8.5	2 7.1	4 8.2	5 7.6	4 4.3	3 7.0	5 8.3	7 20.6	2 6.5	-	6 16.7						
Encouraging more development and growth	21 6.9	3 6.5	3 6.0	6 15.8	3 8.8	3 5.9	3 4.7	3 7.5	3 5.3	4 8.5	5 17.9	2 4.1	4 6.1	10 10.8	1 2.3	6 10.0	1 2.9	1 3.2	-	2 5.6						
More shopping and restaurants	7 2.3	1 2.2	1 2.0	2 5.3	1 2.9	-	2 3.1	-	2 3.5	1 2.1	2 7.1	-	2 3.0	3 3.2	1 2.3	1 1.7	1 2.9	1 3.2	-	-						
Something else	4 1.3	1 2.2	-	-	-	-	2 3.1	-	1 1.8	-	-	2 4.1	-	2 2.2	1 2.3	-	1 2.9	-	-	-						
Unsure	4 1.3	2 4.3	-	-	-	-	-	-	2 3.5	2 4.3	-	-	-	1 1.1	1 2.3	-	-	1 3.2	-	1 2.8						
Refused	1 0.3	1 2.2	-	-	-	-	-	-	1 1.8	-	-	-	-	-	-	1 1.7	-	-	-	-						

City of Encinitas Likely Voter Survey

3. Now I am going to read a list of several issues that may be facing your community. Please listen to each and then tell me which three issues are the most important to you?

Choose three. READ LIST

Base: Total Sample

	TYPE OF VOTER										GEOGRAPHIC					ETHNICITY				LANGUAGE		PHONE TYPE		INITIAL BALLOT TEST		
	PERMANENT		PREVIOUS		ELECTION DAY	REGISTRATION DATE					GEOGRAPHIC		LA-TINO	WHITE	BLACK	ASIAN	OTHER	ENGLISH	SPANISH	LAND LINE	CELL	YES	NO	UNSURE /REF		
	BY MAIL	BY MAIL	BY MAIL	BY MAIL		<1 YEAR	<5 YEARS	<10 YEARS	<20 YEARS	20+ YEARS	92007	92024														
Total	303	192	20	76	63	48	67	73	52	54	249	23	253	1	5	9	299	4	145	158	172	109	22			
	100.0	100.0	100.0	100.0	100.0	100.0	100.0	100.0	100.0	100.0	100.0	100.0	100.0	100.0	100.0	100.0	100.0	100.0	100.0	100.0	100.0	100.0	100.0			
Maintaining and protecting the beach coastline	128	88	11	26	31	17	32	26	22	32	96	5	112	1	1	5	128	-	51	77	76	41	11			
	42.2	45.8	55.0	34.2	49.2	35.4	47.8	35.6	42.3	59.3	38.6	21.7	44.3	100.0	20.0	55.6	42.8		35.2	48.7	44.2	37.6	50.0			
The cost of housing	88	50	3	31	23	17	21	21	6	20	68	11	67	-	3	4	84	4	34	54	65	17	6			
	29.0	26.0	15.0	40.8	36.5	35.4	31.3	28.8	11.5	37.0	27.3	47.8	26.5		60.0	44.4	28.1	100.0	23.4	34.2	37.8	15.6	27.3			
Traffic	82	59	5	13	14	15	14	23	16	16	66	3	72	1	1	3	82	-	46	36	43	35	4			
	27.1	30.7	25.0	17.1	22.2	31.2	20.9	31.5	30.8	29.6	26.5	13.0	28.5	100.0	20.0	33.3	27.4		31.7	22.8	25.0	32.1	18.2			
Controlling growth and development	76	47	8	18	10	9	17	27	13	15	61	7	61	1	1	2	76	-	42	34	31	42	3			
	25.1	24.5	40.0	23.7	15.9	18.8	25.4	37.0	25.0	27.8	24.5	30.4	24.1	100.0	20.0	22.2	25.4		29.0	21.5	18.0	38.5	13.6			
City streets, sidewalk and alley conditions	70	45	5	19	11	6	18	16	19	9	61	7	58	-	2	2	69	1	39	31	33	34	3			
	23.1	23.4	25.0	25.0	17.5	12.5	26.9	21.9	36.5	16.7	24.5	30.4	22.9		40.0	22.2	23.1	25.0	26.9	19.6	19.2	31.2	13.6			
Homelessness	58	27	4	20	16	9	11	16	6	9	49	6	49	-	1	-	57	1	25	33	40	15	3			
	19.1	14.1	20.0	26.3	25.4	18.8	16.4	21.9	11.5	16.7	19.7	26.1	19.4		20.0		19.1	25.0	17.2	20.9	23.3	13.8	13.6			
Walking and biking options	55	36	3	13	8	10	13	14	10	4	51	1	47	-	-	2	55	-	27	28	39	12	4			
	18.2	18.8	15.0	17.1	12.7	20.8	19.4	19.2	19.2	7.4	20.5	4.3	18.6			22.2	18.4		18.6	17.7	22.7	11.0	18.2			
Keeping local businesses in town	53	32	5	13	15	9	14	9	6	15	38	4	47	-	-	2	53	-	20	33	28	19	6			
	17.5	16.7	25.0	17.1	23.8	18.8	20.9	12.3	11.5	27.8	15.3	17.4	18.6			22.2	17.7		13.8	20.9	16.3	17.4	27.3			
Parks, recreation and trails	50	34	3	12	7	10	12	11	10	9	41	1	40	-	1	4	50	-	24	26	31	14	5			
	16.5	17.7	15.0	15.8	11.1	20.8	17.9	15.1	19.2	16.7	16.5	4.3	15.8		20.0	44.4	16.7		16.6	16.5	18.0	12.8	22.7			

City of Encinitas Likely Voter Survey

3. Now I am going to read a list of several issues that may be facing your community. Please listen to each and then tell me which three issues are the most important to you?

Choose three. READ LIST

Base: Total Sample

	TYPE OF VOTER										GEOGRAPHIC					ETHNICITY				LANGUAGE		PHONE TYPE		INITIAL BALLOT TEST			
	PERMANENT		PREVIOUS		ELECTION		REGISTRATION DATE					92007		92024		LA-TINO	WHITE	BLACK	ASIAN	OTHER	ENGLISH	SPANISH	LAND LINE	CELL	YES	NO	UNSURE/REF
	BY MAIL	BY MAIL	BY MAIL	BY MAIL	<1 YEAR	<5 YEARS	<10 YEARS	<20 YEARS	20+ YEARS	92007	92024																
Farmland and open space	46	32	2	9	11	7	10	7	11	7	39	4	38	-	-	2	46	-	19	27	19	24	3				
	15.2	16.7	10.0	11.8	17.5	14.6	14.9	9.6	21.2	13.0	15.7	17.4	15.0			22.2	15.4		13.1	17.1	11.0	22.0	13.6				
Bringing jobs to the city	44	25	1	15	11	7	8	10	8	4	40	7	34	-	1	-	41	3	23	21	27	12	5				
	14.5	13.0	5.0	19.7	17.5	14.6	11.9	13.7	15.4	7.4	16.1	30.4	13.4		20.0		13.7	75.0	15.9	13.3	15.7	11.0	22.7				
The supply of housing	44	25	-	16	9	11	9	7	8	6	38	7	36	-	1	-	42	2	15	29	33	9	2				
	14.5	13.0		21.1	14.3	22.9	13.4	9.6	15.4	11.1	15.3	30.4	14.2		20.0		14.0	50.0	10.3	18.4	19.2	8.3	9.1				
City budget and finances	38	26	4	8	5	5	9	12	7	7	31	1	31	-	2	-	38	-	25	13	17	17	4				
	12.5	13.5	20.0	10.5	7.9	10.4	13.4	16.4	13.5	13.0	12.4	4.3	12.3		40.0		12.7		17.2	8.2	9.9	15.6	18.2				
Crime	27	19	1	4	8	6	3	8	2	2	25	3	21	-	1	-	27	-	12	15	13	12	2				
	8.9	9.9	5.0	5.3	12.7	12.5	4.5	11.0	3.8	3.7	10.0	13.0	8.3		20.0		9.0		8.3	9.5	7.6	11.0	9.1				
Encouraging more development and growth	21	12	2	7	2	2	6	4	7	1	20	1	17	-	1	1	20	1	14	7	9	10	2				
	6.9	6.2	10.0	9.2	3.2	4.2	9.0	5.5	13.5	1.9	8.0	4.3	6.7		20.0	11.1	6.7	25.0	9.7	4.4	5.2	9.2	9.1				
More shopping and restaurants	7	5	2	-	-	1	-	4	2	1	6	-	7	-	-	-	7	-	6	1	4	3	-				
	2.3	2.6	10.0			2.1		5.5	3.8	1.9	2.4		2.8				2.3		4.1	0.6	2.3	2.8					
Something else	4	4	-	-	2	-	1	1	-	1	3	1	3	-	-	-	4	-	1	3	3	1	-				
	1.3	2.1			3.2		1.5	1.4		1.9	1.2	4.3	1.2				1.3		0.7	1.9	1.7	0.9					
Unsure	4	3	-	-	2	1	1	-	-	1	3	-	4	-	-	-	4	-	2	2	-	3	1				
	1.3	1.6			3.2	2.1	1.5			1.9	1.2		1.6				1.3		1.4	1.3		2.8	4.5				
Refused	1	-	-	1	-	-	-	-	1	-	1	-	1	-	-	-	1	-	1	-	1	-	-				
	0.3			1.3					1.9		0.4		0.4				0.3		0.7		0.6						

City of Encinitas Likely Voter Survey

4. In general, do you support or oppose more residential development, such as new housing, in Encinitas? IF SUPPORT OR OPPOSE: And would you say that you strongly or somewhat (support/oppose)?

Base: Split Sample A

	GENDER			HOUSEHOLD PARTY						BORN IN US				GENDER/AGE							
	FE-		DTS	PARTY			PURE REP. HH	PURE DEM. HH	MIXED PARTY HH	US BORN	FOR EIGN BORN	UN KNOWN	AGE				MEN		WOMEN		
	MALE	MALE		REP.	DEM.								18-34	35-54	55-64	65+	18-54	55+	18-54	55+	
TOTAL	MALE	MALE	REP.	DEM.	DTS	HH	HH	HH	BORN	BORN	KNOWN	18-34	35-54	55-64	65+	18-54	55+	18-54	55+		
Total	150	82	66	43	55	41	34	42	39	138	6	6	19	57	27	47	44	38	31	35	
	100.0	100.0	100.0	100.0	100.0	100.0	100.0	100.0	100.0	100.0	100.0	100.0	100.0	100.0	100.0	100.0	100.0	100.0	100.0	100.0	
SUPPORT [NET]	54	33	21	17	16	18	16	14	6	48	2	4	5	24	12	13	17	16	12	9	
=====	36.0	40.2	31.8	39.5	29.1	43.9	47.1	33.3	15.4	34.8	33.3	66.7	26.3	42.1	44.4	27.7	38.6	42.1	38.7	25.7	
Strongly support	21	14	7	10	4	6	9	3	4	18	2	1	2	6	7	6	6	8	2	5	
	14.0	17.1	10.6	23.3	7.3	14.6	26.5	7.1	10.3	13.0	33.3	16.7	10.5	10.5	25.9	12.8	13.6	21.1	6.5	14.3	
Somewhat support	33	19	14	7	12	12	7	11	2	30	-	3	3	18	5	7	11	8	10	4	
	22.0	23.2	21.2	16.3	21.8	29.3	20.6	26.2	5.1	21.7		50.0	15.8	31.6	18.5	14.9	25.0	21.1	32.3	11.4	
OPPOSE [NET]	86	41	43	23	36	21	16	26	31	80	4	2	14	31	12	29	26	15	18	25	
=====	57.3	50.0	65.2	53.5	65.5	51.2	47.1	61.9	79.5	58.0	66.7	33.3	73.7	54.4	44.4	61.7	59.1	39.5	58.1	71.4	
Somewhat oppose	31	16	14	7	13	9	4	9	11	29	1	1	9	10	2	10	11	5	7	7	
	20.7	19.5	21.2	16.3	23.6	22.0	11.8	21.4	28.2	21.0	16.7	16.7	47.4	17.5	7.4	21.3	25.0	13.2	22.6	20.0	
Strongly oppose	55	25	29	16	23	12	12	17	20	51	3	1	5	21	10	19	15	10	11	18	
	36.7	30.5	43.9	37.2	41.8	29.3	35.3	40.5	51.3	37.0	50.0	16.7	26.3	36.8	37.0	40.4	34.1	26.3	35.5	51.4	
Unsure	7	6	1	2	3	1	2	2	1	7	-	-	-	-	3	4	-	6	-	1	
	4.7	7.3	1.5	4.7	5.5	2.4	5.9	4.8	2.6	5.1				11.1	8.5		15.8		2.9		
Refused	3	2	1	1	-	1	-	-	1	3	-	-	-	2	-	1	1	1	1	-	
	2.0	2.4	1.5	2.3		2.4			2.6	2.2				3.5		2.1	2.3	2.6	3.2		

City of Encinitas Likely Voter Survey

4. In general, do you support or oppose more residential development, such as new housing, in Encinitas? IF SUPPORT OR OPPOSE: And would you say that you strongly or somewhat (support/oppose)?

Base: Split Sample A

	PARTY/GENDER							PARTY/AGE						VOTE PROPENSITY					100% NOT HAD CHANC	NEW REGIS TRANT
	GOP		DTS		DEM		GOP		DTS		DEM		5/5	4/5	3/5	2/5	1/5			
	TOTAL	MEN	WOMEN	MEN	WOMEN	MEN	WOMEN	18-54	55+	18-54	55+	18-54						55+		
Total	150	28	14	21	19	25	30	20	23	28	13	20	35	53	18	30	17	16	1	15
	100.0	100.0	100.0	100.0	100.0	100.0	100.0	100.0	100.0	100.0	100.0	100.0	100.0	100.0	100.0	100.0	100.0	100.0	100.0	100.0
SUPPORT [NET]	54	13	4	6	12	12	4	7	10	12	6	7	9	14	5	10	9	9	1	6
=====	36.0	46.4	28.6	28.6	63.2	48.0	13.3	35.0	43.5	42.9	46.2	35.0	25.7	26.4	27.8	33.3	52.9	56.2	100.0	40.0
Strongly support	21	7	3	4	2	2	2	2	8	2	4	3	1	7	1	6	3	3	-	1
	14.0	25.0	21.4	19.0	10.5	8.0	6.7	10.0	34.8	7.1	30.8	15.0	2.9	13.2	5.6	20.0	17.6	18.8		6.7
Somewhat support	33	6	1	2	10	10	2	5	2	10	2	4	8	7	4	4	6	6	1	5
	22.0	21.4	7.1	9.5	52.6	40.0	6.7	25.0	8.7	35.7	15.4	20.0	22.9	13.2	22.2	13.3	35.3	37.5	100.0	33.3
OPPOSE [NET]	86	12	10	14	6	11	25	13	10	15	6	13	23	34	11	18	8	7	-	8
=====	57.3	42.9	71.4	66.7	31.6	44.0	83.3	65.0	43.5	53.6	46.2	65.0	65.7	64.2	61.1	60.0	47.1	43.8		53.3
Somewhat oppose	31	4	3	6	2	5	8	4	3	7	2	7	6	11	1	9	2	4	-	4
	20.7	14.3	21.4	28.6	10.5	20.0	26.7	20.0	13.0	25.0	15.4	35.0	17.1	20.8	5.6	30.0	11.8	25.0		26.7
Strongly oppose	55	8	7	8	4	6	17	9	7	8	4	6	17	23	10	9	6	3	-	4
	36.7	28.6	50.0	38.1	21.1	24.0	56.7	45.0	30.4	28.6	30.8	30.0	48.6	43.4	55.6	30.0	35.3	18.8		26.7
Unsure	7	2	-	1	-	2	1	-	2	-	1	-	3	4	2	1	-	-	-	-
	4.7	7.1		4.8		8.0	3.3		8.7		7.7		8.6	7.5	11.1	3.3				
Refused	3	1	-	-	1	-	-	-	1	1	-	-	-	1	-	1	-	-	-	1
	2.0	3.6			5.3				4.3	3.6				1.9		3.3				6.7

City of Encinitas Likely Voter Survey

4. In general, do you support or oppose more residential development, such as new housing, in Encinitas? IF SUPPORT OR OPPOSE: And would you say that you strongly or somewhat (support/oppose)?

Base: Split Sample A

	TYPE OF VOTER																							
	PERM- ANENT VOTE BY MAIL			PRE- VIOUS VOTE BY MAIL			REGISTRATION DATE					GEOGRAPHIC		ETHNICITY				LANGUAGE		PHONE TYPE		INITIAL BALLOT TEST		
	TOTAL	MAIL	MAIL	ELEC TION DAY	<1 YEAR	<5 YEARS	<10 YEARS	<20 YEARS	20+ YEARS	92007	92024	LA- TINO	WHITE	BLACK	ASIAN	OTHER	ENGL- ISH	SPAN- ISH	LAND LINE	CELL	YES	NO	UNSURE /REF	
Total	150	98	11	38	27	24	32	37	30	32	118	12	123	1	4	4	147	3	75	75	81	57	12	
	100.0	100.0	100.0	100.0	100.0	100.0	100.0	100.0	100.0	100.0	100.0	100.0	100.0	100.0	100.0	100.0	100.0	100.0	100.0	100.0	100.0	100.0	100.0	
SUPPORT [NET]	54	35	3	15	9	15	8	13	9	14	40	6	42	-	3	1	51	3	23	31	43	8	3	
=====	36.0	35.7	27.3	39.5	33.3	62.5	25.0	35.1	30.0	43.8	33.9	50.0	34.1		75.0	25.0	34.7	100.0	30.7	41.3	53.1	14.0	25.0	
Strongly support	21	13	1	7	1	7	3	4	6	5	16	4	14	-	1	1	18	3	14	7	15	6	-	
	14.0	13.3	9.1	18.4	3.7	29.2	9.4	10.8	20.0	15.6	13.6	33.3	11.4		25.0	25.0	12.2	100.0	18.7	9.3	18.5	10.5		
Somewhat support	33	22	2	8	8	8	5	9	3	9	24	2	28	-	2	-	33	-	9	24	28	2	3	
	22.0	22.4	18.2	21.1	29.6	33.3	15.6	24.3	10.0	28.1	20.3	16.7	22.8		50.0		22.4		12.0	32.0	34.6	3.5	25.0	
OPPOSE [NET]	86	56	8	20	17	8	22	20	19	15	71	5	74	1	1	2	86	-	45	41	33	46	7	
=====	57.3	57.1	72.7	52.6	63.0	33.3	68.8	54.1	63.3	46.9	60.2	41.7	60.2	100.0	25.0	50.0	58.5		60.0	54.7	40.7	80.7	58.3	
Somewhat oppose	31	19	2	8	8	5	6	6	6	6	25	2	27	-	1	-	31	-	15	16	17	11	3	
	20.7	19.4	18.2	21.1	29.6	20.8	18.8	16.2	20.0	18.8	21.2	16.7	22.0		25.0		21.1		20.0	21.3	21.0	19.3	25.0	
Strongly oppose	55	37	6	12	9	3	16	14	13	9	46	3	47	1	-	2	55	-	30	25	16	35	4	
	36.7	37.8	54.5	31.6	33.3	12.5	50.0	37.8	43.3	28.1	39.0	25.0	38.2	100.0		50.0	37.4		40.0	33.3	19.8	61.4	33.3	
Unsure	7	5	-	2	-	1	2	2	2	3	4	1	4	-	-	1	7	-	5	2	4	3	-	
	4.7	5.1		5.3		4.2	6.2	5.4	6.7	9.4	3.4	8.3	3.3			25.0	4.8		6.7	2.7	4.9	5.3		
Refused	3	2	-	1	1	-	-	2	-	-	3	-	3	-	-	-	3	-	2	1	1	-	2	
	2.0	2.0		2.6	3.7			5.4			2.5		2.4				2.0		2.7	1.3	1.2		16.7	

City of Encinitas Likely Voter Survey

5. In general, do you support or oppose more residential development that is priced at a level that is within reach of most working families, young professionals and new home buyers in Encinitas? [RECORD] [IF SUPPORT OR OPPOSE>>>] And would you say that you strongly or somewhat (support/oppose)?

Base: Split Sample B

	GENDER			HOUSEHOLD PARTY						BORN IN US			GENDER/AGE							
	MALE		FE-	PARTY			PURE	PURE	MIXED	US	FOR	UN	AGE				MEN		WOMEN	
	TOTAL	MALE	MALE	REP.	DEM.	DTS	REP. HH	DEM. HH	PARTY HH	BORN	EIGN BORN	UN KNOWN	18-34	35-54	55-64	65+	18-54	55+	18-54	55+
Total	153	63	88	54	60	34	46	50	28	134	13	6	31	41	42	39	34	29	36	52
	100.0	100.0	100.0	100.0	100.0	100.0	100.0	100.0	100.0	100.0	100.0	100.0	100.0	100.0	100.0	100.0	100.0	100.0	100.0	100.0
SUPPORT [NET]	97	43	54	28	46	19	25	37	17	88	8	1	21	29	24	23	25	18	25	29
=====	63.4	68.3	61.4	51.9	76.7	55.9	54.3	74.0	60.7	65.7	61.5	16.7	67.7	70.7	57.1	59.0	73.5	62.1	69.4	55.8
Strongly support	52	22	30	16	26	9	13	20	11	50	2	-	11	20	11	10	14	8	17	13
	34.0	34.9	34.1	29.6	43.3	26.5	28.3	40.0	39.3	37.3	15.4		35.5	48.8	26.2	25.6	41.2	27.6	47.2	25.0
Somewhat support	45	21	24	12	20	10	12	17	6	38	6	1	10	9	13	13	11	10	8	16
	29.4	33.3	27.3	22.2	33.3	29.4	26.1	34.0	21.4	28.4	46.2	16.7	32.3	22.0	31.0	33.3	32.4	34.5	22.2	30.8
OPPOSE [NET]	51	18	31	25	12	13	20	12	10	42	4	5	8	11	17	15	8	10	9	22
=====	33.3	28.6	35.2	46.3	20.0	38.2	43.5	24.0	35.7	31.3	30.8	83.3	25.8	26.8	40.5	38.5	23.5	34.5	25.0	42.3
Somewhat oppose	18	5	11	5	5	8	5	5	4	15	2	1	2	4	7	5	1	4	3	8
	11.8	7.9	12.5	9.3	8.3	23.5	10.9	10.0	14.3	11.2	15.4	16.7	6.5	9.8	16.7	12.8	2.9	13.8	8.3	15.4
Strongly oppose	33	13	20	20	7	5	15	7	6	27	2	4	6	7	10	10	7	6	6	14
	21.6	20.6	22.7	37.0	11.7	14.7	32.6	14.0	21.4	20.1	15.4	66.7	19.4	17.1	23.8	25.6	20.6	20.7	16.7	26.9
Unsure	2	-	2	-	1	1	-	1	-	2	-	-	-	1	1	-	-	-	1	1
	1.3		2.3		1.7	2.9		2.0		1.5				2.4	2.4				2.8	1.9
Refused	3	2	1	1	1	1	1	-	1	2	1	-	2	-	-	1	1	1	1	-
	2.0	3.2	1.1	1.9	1.7	2.9	2.2		3.6	1.5	7.7		6.5			2.6	2.9	3.4	2.8	

City of Encinitas Likely Voter Survey

5. In general, do you support or oppose more residential development that is priced at a level that is within reach of most working families, young professionals and new home buyers in Encinitas? [RECORD] [IF SUPPORT OR OPPOSE>>>] And would you say that you strongly or somewhat (support/oppose)?

Base: Split Sample B

	PARTY/GENDER														PARTY/AGE						VOTE PROPENSITY					
	GOP		DTS		DEM		GOP		DTS		DEM		5/5	4/5	3/5	2/5	1/5	100% NOT HAD CHANC	NEW REGIS TRANT							
	MEN	WOMEN	MEN	WOMEN	MEN	WOMEN	18-54	55+	18-54	55+	18-54	55+														
	TOTAL																									
Total	153	18	36	17	15	26	34	20	34	19	15	29	31	40	25	30	17	15	5	21						
	100.0	100.0	100.0	100.0	100.0	100.0	100.0	100.0	100.0	100.0	100.0	100.0	100.0	100.0	100.0	100.0	100.0	100.0	100.0	100.0						
SUPPORT [NET] =====	97	12	16	10	9	20	26	12	16	11	8	24	22	22	17	20	11	8	4	15						
	63.4	66.7	44.4	58.8	60.0	76.9	76.5	60.0	47.1	57.9	53.3	82.8	71.0	55.0	68.0	66.7	64.7	53.3	80.0	71.4						
Strongly support	52	5	11	6	3	11	15	9	7	6	3	16	10	12	10	6	6	5	3	10						
	34.0	27.8	30.6	35.3	20.0	42.3	44.1	45.0	20.6	31.6	20.0	55.2	32.3	30.0	40.0	20.0	35.3	33.3	60.0	47.6						
Somewhat support	45	7	5	4	6	9	11	3	9	5	5	8	12	10	7	14	5	3	1	5						
	29.4	38.9	13.9	23.5	40.0	34.6	32.4	15.0	26.5	26.3	33.3	27.6	38.7	25.0	28.0	46.7	29.4	20.0	20.0	23.8						
OPPOSE [NET] =====	51	5	20	6	5	6	6	8	17	7	6	3	9	17	6	10	6	5	1	6						
	33.3	27.8	55.6	35.3	33.3	23.1	17.6	40.0	50.0	36.8	40.0	10.3	29.0	42.5	24.0	33.3	35.3	33.3	20.0	28.6						
Somewhat oppose	18	-	5	3	3	2	3	1	4	4	4	1	4	7	2	4	2	1	-	2						
	11.8		13.9	17.6	20.0	7.7	8.8	5.0	11.8	21.1	26.7	3.4	12.9	17.5	8.0	13.3	11.8	6.7		9.5						
Strongly oppose	33	5	15	3	2	4	3	7	13	3	2	2	5	10	4	6	4	4	1	4						
	21.6	27.8	41.7	17.6	13.3	15.4	8.8	35.0	38.2	15.8	13.3	6.9	16.1	25.0	16.0	20.0	23.5	26.7	20.0	19.0						
Unsure	2	-	-	-	1	-	1	-	-	-	1	1	-	-	2	-	-	-	-	-						
	1.3				6.7		2.9				6.7	3.4			8.0											
Refused	3	1	-	1	-	-	1	-	1	1	-	1	-	1	-	-	-	2	-	-						
	2.0	5.6		5.9			2.9		2.9	5.3		3.4		2.5				13.3								

City of Encinitas Likely Voter Survey

5. In general, do you support or oppose more residential development that is priced at a level that is within reach of most working families, young professionals and new home buyers in Encinitas? [RECORD] [IF SUPPORT OR OPPOSE>>>] And would you say that you strongly or somewhat (support/oppose)?

Base: Split Sample B

	TYPE OF VOTER										GEOGRAPHIC				ETHNICITY				LANGUAGE		PHONE TYPE		INITIAL BALLOT TEST		
	TOTAL	PERM-ANENT BY MAIL	PRE-VIOUS VOTE BY MAIL	ELEC TION DAY	<1 YEAR	<5 YEARS	<10 YEARS	<20 YEARS	20+ YEARS	92007	92024	LA-TINO	WHITE	BLACK	ASIAN	OTHER	ENGL-ISH	SPAN-ISH	LAND LINE	CELL	YES	NO	UNSURE /REF		
Total	153	94	9	38	36	24	35	36	22	22	131	11	130	-	1	5	152	1	70	83	91	52	10		
	100.0	100.0	100.0	100.0	100.0	100.0	100.0	100.0	100.0	100.0	100.0	100.0	100.0	100.0	100.0	100.0	100.0	100.0	100.0	100.0	100.0	100.0	100.0		
SUPPORT [NET]	97	60	4	23	25	14	27	19	12	14	83	8	83	-	1	2	96	1	40	57	76	16	5		
=====	63.4	63.8	44.4	60.5	69.4	58.3	77.1	52.8	54.5	63.6	63.4	72.7	63.8	100.0	40.0	63.2	100.0	57.1	68.7	83.5	30.8	50.0			
Strongly support	52	32	2	12	16	6	16	7	7	6	46	4	46	-	1	-	52	-	18	34	46	4	2		
	34.0	34.0	22.2	31.6	44.4	25.0	45.7	19.4	31.8	27.3	35.1	36.4	35.4	100.0		34.2		25.7	41.0	50.5	7.7	20.0			
Somewhat support	45	28	2	11	9	8	11	12	5	8	37	4	37	-	-	2	44	1	22	23	30	12	3		
	29.4	29.8	22.2	28.9	25.0	33.3	31.4	33.3	22.7	36.4	28.2	36.4	28.5			40.0	28.9	100.0	31.4	27.7	33.0	23.1	30.0		
OPPOSE [NET]	51	32	5	12	9	10	5	17	10	8	43	3	42	-	-	3	51	-	28	23	14	32	5		
=====	33.3	34.0	55.6	31.6	25.0	41.7	14.3	47.2	45.5	36.4	32.8	27.3	32.3			60.0	33.6		40.0	27.7	15.4	61.5	50.0		
Somewhat oppose	18	8	3	6	3	3	2	6	4	4	14	-	17	-	-	1	18	-	12	6	6	11	1		
	11.8	8.5	33.3	15.8	8.3	12.5	5.7	16.7	18.2	18.2	10.7		13.1			20.0	11.8		17.1	7.2	6.6	21.2	10.0		
Strongly oppose	33	24	2	6	6	7	3	11	6	4	29	3	25	-	-	2	33	-	16	17	8	21	4		
	21.6	25.5	22.2	15.8	16.7	29.2	8.6	30.6	27.3	18.2	22.1	27.3	19.2			40.0	21.7		22.9	20.5	8.8	40.4	40.0		
Unsure	2	-	-	2	-	-	2	-	-	-	2	-	2	-	-	-	2	-	1	1	-	2	-		
	1.3			5.3			5.7				1.5		1.5				1.3		1.4	1.2		3.8			
Refused	3	2	-	1	2	-	1	-	-	-	3	-	3	-	-	-	3	-	1	2	1	2	-		
	2.0	2.1		2.6	5.6		2.9				2.3		2.3				2.0		1.4	2.4	1.1	3.8			

City of Encinitas Likely Voter Survey

6. Which of the following statements do you agree with more? [RECORD] [IF AGREE WITH ONE STATEMENT>>>] And would you say that you strongly or somewhat (agree)?

Base: Total Sample

	GENDER		PARTY			HOUSEHOLD PARTY			BORN IN US			AGE				GENDER/AGE				
	=====		=====			=====			=====			=====				=====		=====		
	TOTAL	MALE	MALE	REP.	DEM.	DTS	PURE REP. HH	PURE DEM. HH	MIXED PARTY HH	US BORN	FOR EIGN BORN	UN KNOWN	18-34	35-54	55-64	65+	18-54	55+	18-54	55+
	-----	-----	-----	-----	-----	-----	-----	-----	-----	-----	-----	-----	-----	-----	-----	-----	-----	-----	-----	-----
Total	303	145	154	97	115	75	80	92	67	272	19	12	50	98	69	86	78	67	67	87
	100.0	100.0	100.0	100.0	100.0	100.0	100.0	100.0	100.0	100.0	100.0	100.0	100.0	100.0	100.0	100.0	100.0	100.0	100.0	100.0
"Development is a problem in Encinitas, creating traffic and overcrowding schools and it's only getting worse. We need to slow down development and do what we can to just keep things the way they are." [NET]	167	73	91	51	68	38	43	56	39	149	11	7	26	48	39	54	36	37	36	55
	55.1	50.3	59.1	52.6	59.1	50.7	53.8	60.9	58.2	54.8	57.9	58.3	52.0	49.0	56.5	62.8	46.2	55.2	53.7	63.2
Strongly agree - Development is a problem in Encinitas, creating traffic and overcrowding schools and it's only getting worse. We need to slow down development and do what we can to just keep things the way they are.	110	44	63	39	42	23	32	36	23	97	8	5	12	34	23	41	20	24	24	39
	36.3	30.3	40.9	40.2	36.5	30.7	40.0	39.1	34.3	35.7	42.1	41.7	24.0	34.7	33.3	47.7	25.6	35.8	35.8	44.8
Somewhat agree - Development is a problem in Encinitas, creating traffic and overcrowding schools and it's only getting worse. We need to slow down development and do what we can to just keep things the way they are.	57	29	28	12	26	15	11	20	16	52	3	2	14	14	16	13	16	13	12	16
	18.8	20.0	18.2	12.4	22.6	20.0	13.8	21.7	23.9	19.1	15.8	16.7	28.0	14.3	23.2	15.1	20.5	19.4	17.9	18.4

City of Encinitas Likely Voter Survey

6. Which of the following statements do you agree with more? [RECORD] [IF AGREE WITH ONE STATEMENT>>>] And would you say that you strongly or somewhat (agree)?

Base: Total Sample

	GENDER			PARTY			HOUSEHOLD PARTY			BORN IN US			AGE				GENDER/AGE			
	MALE		FE-	REP.	DEM.	DTS	PURE	PURE	MIXED	US	FOR	UN					MEN		WOMEN	
	TOTAL	MALE	MALE	REP.	DEM.	DTS	REP.	DEM.	MIXED	BORN	BORN	KNOWN	18-34	35-54	55-64	65+	18-54	55+	18-54	55+
"Development is good for Encinitas - development brings business, jobs and opportunity. Development allows our adult children the opportunity to find jobs and homes where they have grown up, rather than them being forced to look elsewhere and leave Encinitas. More housing options allows seniors to age in place. At the end of the day, development increases prosperity and quality of life in Encinitas."	119	59	60	42	43	31	33	33	25	106	8	5	23	42	28	26	36	23	29	31
[NET]	39.3	40.7	39.0	43.3	37.4	41.3	41.2	35.9	37.3	39.0	42.1	41.7	46.0	42.9	40.6	30.2	46.2	34.3	43.3	35.6

City of Encinitas Likely Voter Survey

6. Which of the following statements do you agree with more? [RECORD] [IF AGREE WITH ONE STATEMENT>>>] And would you say that you strongly or somewhat (agree)?

Base: Total Sample

	GENDER			PARTY			HOUSEHOLD PARTY			BORN IN US			AGE				GENDER/AGE			
	=====		=====		=====		=====		=====		=====		=====		=====		=====			
	TOTAL	MALE	FE-MALE	REP.	DEM.	DTS	REP. HH	DEM. HH	MIXED PARTY HH	US BORN	FOR EIGN BORN	UN KNOWN	18-34	35-54	55-64	65+	18-54	55+	18-54	55+
	-----	-----	-----	-----	-----	-----	-----	-----	-----	-----	-----	-----	-----	-----	-----	-----	-----	-----	-----	-----
Somewhat agree - Development is good for Encinitas - development brings business, jobs and opportunity. Development allows our adult children the opportunity to find jobs and homes where they have grown up, rather than them being forced to look elsewhere and leave Encinitas. More housing options allows seniors to age in place. At the end of the day, development increases prosperity and quality of life in Encinitas.	62	27	35	15	28	18	10	19	17	55	4	3	20	19	11	12	21	6	18	17
	20.5	18.6	22.7	15.5	24.3	24.0	12.5	20.7	25.4	20.2	21.1	25.0	40.0	19.4	15.9	14.0	26.9	9.0	26.9	19.5

City of Encinitas Likely Voter Survey

6. Which of the following statements do you agree with more? [RECORD] [IF AGREE WITH ONE STATEMENT>>>] And would you say that you strongly or somewhat (agree)?

Base: Total Sample

	GENDER		PARTY			HOUSEHOLD PARTY			BORN IN US			AGE				GENDER/AGE				
	=====		=====			=====			=====			=====				=====		=====		
	MALE	FE-MALE	REP.	DEM.	DTS	PURE REP. HH	PURE DEM. HH	MIXED PARTY HH	US BORN	FOR EIGN BORN	UN KNOWN	18-34	35-54	55-64	65+	18-54	55+	18-54	55+	
	-----	-----	-----	-----	-----	-----	-----	-----	-----	-----	-----	-----	-----	-----	-----	-----	-----	-----	-----	
Strongly agree - Development is good for Encinitas - development brings business, jobs and opportunity. Development allows our adult children the opportunity to find jobs and homes where they have grown up, rather than them being forced to look elsewhere and leave Encinitas. More housing options allows seniors to age in place. At the end of the day, development increases prosperity and quality of life in Encinitas.	57 18.8	32 22.1	25 16.2	27 27.8	15 13.0	13 17.3	23 28.8	14 15.2	8 11.9	51 18.8	4 21.1	2 16.7	3 6.0	23 23.5	17 24.6	14 16.3	15 19.2	17 25.4	11 16.4	14 16.1
Unsure	9 3.0	7 4.8	1 0.6	2 2.1	3 2.6	3 4.0	2 2.5	3 3.3	1 1.5	9 3.3	-	-	1 2.0	1 1.0	2 2.9	5 5.8	1 1.3	6 9.0	-	1 1.1
Refused	8 2.6	6 4.1	2 1.3	2 2.1	1 0.9	3 4.0	2 2.5	-	2 3.0	8 2.9	-	-	-	7 7.1	-	1 1.2	5 6.4	1 1.5	2 3.0	-

City of Encinitas Likely Voter Survey

6. Which of the following statements do you agree with more? [RECORD] [IF AGREE WITH ONE STATEMENT>>>] And would you say that you strongly or somewhat (agree)?

Base: Total Sample

	PARTY/GENDER						PARTY/AGE						VOTE PROPENSITY					100% NOT HAD CHANC	NEW REGIS TRANT	
	GOP		DTS		DEM		GOP		DTS		DEM		5/5	4/5	3/5	2/5	1/5			
	TOTAL	MEN	WOMEN	MEN	WOMEN	MEN	WOMEN	18-54	55+	18-54	55+	18-54								55+
Total	303	46	50	38	34	51	64	40	57	47	28	49	66	93	43	60	34	31	6	36
	100.0	100.0	100.0	100.0	100.0	100.0	100.0	100.0	100.0	100.0	100.0	100.0	100.0	100.0	100.0	100.0	100.0	100.0	100.0	100.0
"Development is a problem in Encinitas, creating traffic and overcrowding schools and it's only getting worse. We need to slow down development and do what we can to just keep things the way they are." [NET]	167	21	29	21	15	26	42	20	31	24	14	23	45	57	26	30	20	12	2	20
	55.1	45.7	58.0	55.3	44.1	51.0	65.6	50.0	54.4	51.1	50.0	46.9	68.2	61.3	60.5	50.0	58.8	38.7	33.3	55.6
Strongly agree - Development is a problem in Encinitas, creating traffic and overcrowding schools and it's only getting worse. We need to slow down development and do what we can to just keep things the way they are.	110	13	25	13	8	15	27	13	26	16	7	13	29	43	20	15	13	9	1	9
	36.3	28.3	50.0	34.2	23.5	29.4	42.2	32.5	45.6	34.0	25.0	26.5	43.9	46.2	46.5	25.0	38.2	29.0	16.7	25.0
Somewhat agree - Development is a problem in Encinitas, creating traffic and overcrowding schools and it's only getting worse. We need to slow down development and do what we can to just keep things the way they are.	57	8	4	8	7	11	15	7	5	8	7	10	16	14	6	15	7	3	1	11
	18.8	17.4	8.0	21.1	20.6	21.6	23.4	17.5	8.8	17.0	25.0	20.4	24.2	15.1	14.0	25.0	20.6	9.7	16.7	30.6



City of Encinitas Likely Voter Survey

6. Which of the following statements do you agree with more? [RECORD] [IF AGREE WITH ONE STATEMENT>>>] And would you say that you strongly or somewhat (agree)?

Base: Total Sample

	PARTY/GENDER						PARTY/AGE						VOTE PROPENSITY					100%		
	GOP		DTS		DEM		GOP		DTS		DEM		5/5	4/5	3/5	2/5	1/5	NOT HAD CHANC	NEW REGIS TRANT	
	TOTAL	MEN	WOMEN	MEN	WOMEN	MEN	WOMEN	18-54	55+	18-54	55+	18-54	55+							
"Development is good for Encinitas - development brings business, jobs and opportunity. Development allows our adult children the opportunity to find jobs and homes where they have grown up, rather than them being forced to look elsewhere and leave Encinitas. More housing options allows seniors to age in place. At the end of the day, development increases prosperity and quality of life in Encinitas." [NET] =====	119	21	21	13	18	23	20	19	23	18	13	25	18	31	13	26	13	18	4	14
	39.3	45.7	42.0	34.2	52.9	45.1	31.2	47.5	40.4	38.3	46.4	51.0	27.3	33.3	30.2	43.3	38.2	58.1	66.7	38.9

City of Encinitas Likely Voter Survey

6. Which of the following statements do you agree with more? [RECORD] [IF AGREE WITH ONE STATEMENT>>>] And would you say that you strongly or somewhat (agree)?

Base: Total Sample

	PARTY/GENDER						PARTY/AGE						VOTE PROPENSITY					100%		
	GOP		DTS		DEM		GOP		DTS		DEM		5/5	4/5	3/5	2/5	1/5	NOT HAD CHANC	NEW REGIS TRANT	
	TOTAL	MEN	WOMEN	MEN	WOMEN	MEN	WOMEN	18-54	55+	18-54	55+	18-54	55+							
Somewhat agree - Development is good for Encinitas - development brings business, jobs and opportunity. Development allows our adult children the opportunity to find jobs and homes where they have grown up, rather than them being forced to look elsewhere and leave Encinitas. More housing options allows seniors to age in place. At the end of the day, development increases prosperity and quality of life in Encinitas.	62	6	9	6	12	14	14	7	8	12	6	19	9	14	6	14	6	12	1	9
	20.5	13.0	18.0	15.8	35.3	27.5	21.9	17.5	14.0	25.5	21.4	38.8	13.6	15.1	14.0	23.3	17.6	38.7	16.7	25.0

City of Encinitas Likely Voter Survey

6. Which of the following statements do you agree with more? [RECORD] [IF AGREE WITH ONE STATEMENT>>>] And would you say that you strongly or somewhat (agree)?

Base: Total Sample

	PARTY/GENDER						PARTY/AGE						VOTE PROPENSITY					100%		
	GOP		DTS		DEM		GOP		DTS		DEM		5/5	4/5	3/5	2/5	1/5	NOT HAD CHANC	NEW REGIS TRANT	
	TOTAL	MEN	WOMEN	MEN	WOMEN	MEN	WOMEN	18-54	55+	18-54	55+	18-54	55+							
Strongly agree - Development is good for Encinitas - development brings business, jobs and opportunity. Development allows our adult children the opportunity to find jobs and homes where they have grown up, rather than them being forced to look elsewhere and leave Encinitas. More housing options allows seniors to age in place. At the end of the day, development increases prosperity and quality of life in Encinitas.	57 18.8	15 32.6	12 24.0	7 18.4	6 17.6	9 17.6	6 9.4	12 30.0	15 26.3	6 12.8	7 25.0	6 12.2	9 13.6	17 18.3	7 16.3	12 20.0	7 20.6	6 19.4	3 50.0	5 13.9
Unsure	9 3.0	2 4.3	-	2 5.3	-	2 3.9	1 1.6	-	2 3.5	2 4.3	1 3.6	-	3 4.5	4 4.3	2 4.7	1 1.7	-	1 3.2	-	1 2.8
Refused	8 2.6	2 4.3	-	2 5.3	1 2.9	-	1 1.6	1 2.5	1 1.8	3 6.4	-	1 2.0	-	1 1.1	2 4.7	3 5.0	1 2.9	-	-	1 2.8

City of Encinitas Likely Voter Survey

6. Which of the following statements do you agree with more? [RECORD] [IF AGREE WITH ONE STATEMENT>>>] And would you say that you strongly or somewhat (agree)?

Base: Total Sample

	TYPE OF VOTER																											
	PERM- ANENT VOTE BY MAIL				PRE- VIOUS VOTE BY MAIL				REGISTRATION DATE					GEOGRAPHIC				ETHNICITY				LANGUAGE		PHONE TYPE		INITIAL BALLOT TEST		
	TOTAL	MAIL	MAIL	DAY	<1 YEAR	<5 YEARS	<10 YEARS	<20 YEARS	20+ YEARS	92007	92024	LA-TINO	WHITE	BLACK	ASIAN	OTHER	ENGL-ISH	SPAN-ISH	LAND LINE	CELL	YES	NO	UNSURE /REF					
	-----	-----	-----	-----	-----	-----	-----	-----	-----	-----	-----	-----	-----	-----	-----	-----	-----	-----	-----	-----	-----	-----	-----					
Total	303	192	20	76	63	48	67	73	52	54	249	23	253	1	5	9	299	4	145	158	172	109	22					
	100.0	100.0	100.0	100.0	100.0	100.0	100.0	100.0	100.0	100.0	100.0	100.0	100.0	100.0	100.0	100.0	100.0	100.0	100.0	100.0	100.0	100.0	100.0					
"Development is a problem in Encinitas, creating traffic and overcrowding schools and it's only getting worse. We need to slow down development and do what we can to just keep things the way they are." [NET]	167	107	17	35	35	21	32	44	35	29	138	11	141	1	2	6	166	1	83	84	67	87	13					
	55.1	55.7	85.0	46.1	55.6	43.8	47.8	60.3	67.3	53.7	55.4	47.8	55.7	100.0	40.0	66.7	55.5	25.0	57.2	53.2	39.0	79.8	59.1					
Strongly agree - Development is a problem in Encinitas, creating traffic and overcrowding schools and it's only getting worse. We need to slow down development and do what we can to just keep things the way they are.	110	73	12	22	17	13	24	30	26	19	91	9	91	1	-	5	109	1	59	51	35	67	8					
	36.3	38.0	60.0	28.9	27.0	27.1	35.8	41.1	50.0	35.2	36.5	39.1	36.0	100.0		55.6	36.5	25.0	40.7	32.3	20.3	61.5	36.4					

City of Encinitas Likely Voter Survey

6. Which of the following statements do you agree with more? [RECORD] [IF AGREE WITH ONE STATEMENT>>>] And would you say that you strongly or somewhat (agree)?

Base: Total Sample

	TYPE OF VOTER																						
	PERM- ANENT		PRE- VIOUS		REGISTRATION DATE					GEOGRAPHIC		ETHNICITY					LANGUAGE		PHONE TYPE		INITIAL BALLOT TEST		
	BY VOTE	BY VOTE	ELEC TION	<1 YEAR	<5 YEARS	<10 YEARS	<20 YEARS	20+ YEARS	92007	92024	LA- TINO	WHITE	BLACK	ASIAN	OTHER	ENGL- ISH	SPAN- ISH	LAND LINE	CELL	YES	NO	UNSURE /REF	
	TOTAL	MAIL	MAIL	DAY																			
Somewhat agree - Development is a problem in Encinitas, creating traffic and overcrowding schools and it's only getting worse. We need to slow down development and do what we can to just keep things the way they are.	57	34	5	13	18	8	8	14	9	10	47	2	50	-	2	1	57	-	24	33	32	20	5
	18.8	17.7	25.0	17.1	28.6	16.7	11.9	19.2	17.3	18.5	18.9	8.7	19.8		40.0	11.1	19.1		16.6	20.9	18.6	18.3	22.7
"Development is good for Encinitas - development brings business, jobs and opportunity. Development allows our adult children the opportunity to find jobs and homes where they have grown up, rather than them being forced to look elsewhere and leave Encinitas. More housing options allows seniors to age in place. At the end of the day, development increases prosperity and quality of life in Encinitas." [NET]	119	73	2	37	23	26	29	26	15	22	97	11	99	-	2	3	116	3	54	65	97	17	5
	39.3	38.0	10.0	48.7	36.5	54.2	43.3	35.6	28.8	40.7	39.0	47.8	39.1		40.0	33.3	38.8	75.0	37.2	41.1	56.4	15.6	22.7

City of Encinitas Likely Voter Survey

6. Which of the following statements do you agree with more? [RECORD] [IF AGREE WITH ONE STATEMENT>>>] And would you say that you strongly or somewhat (agree)?

Base: Total Sample

	TYPE OF VOTER																								
	PERM- ANENT			PRE- VIOUS			REGISTRATION DATE					GEOGRAPHIC		ETHNICITY					LANGUAGE		PHONE TYPE		INITIAL BALLOT TEST		
	BY	BY	ELEC TION	<1	<5	<10	<20	20+	92007	92024	LA- TINO	WHITE	BLACK	ASIAN	OTHER	ENGL- ISH	SPAN- ISH	LAND LINE	CELL	YES	NO	UNSURE /REF			
	TOTAL	MAIL	MAIL	DAY	YEAR	YEARS	YEARS	YEARS	YEARS																
Somewhat agree -	62	37	-	21	17	14	17	10	4	11	51	2	55	-	1	1	62	-	22	40	52	7	3		
Development is good for Encinitas - development brings business, jobs and opportunity. Development allows our adult children the opportunity to find jobs and homes where they have grown up, rather than them being forced to look elsewhere and leave Encinitas. More housing options allows seniors to age in place. At the end of the day, development increases prosperity and quality of life in Encinitas.	20.5	19.3		27.6	27.0	29.2	25.4	13.7	7.7	20.4	20.5	8.7	21.7		20.0	11.1	20.7		15.2	25.3	30.2	6.4	13.6		

City of Encinitas Likely Voter Survey

6. Which of the following statements do you agree with more? [RECORD] [IF AGREE WITH ONE STATEMENT>>>] And would you say that you strongly or somewhat (agree)?

Base: Total Sample

	TYPE OF VOTER																										
	PERM- ANENT VOTE BY MAIL				PRE- VIOUS VOTE BY MAIL				REGISTRATION DATE					GEOGRAPHIC		ETHNICITY					LANGUAGE		PHONE TYPE		INITIAL BALLOT TEST		
	TOTAL	MAIL	MAIL	DAY	<1 YEAR	<5 YEARS	<10 YEARS	<20 YEARS	20+ YEARS	92007	92024	LA-TINO	WHITE	BLACK	ASIAN	OTHER	ENGL-ISH	SPAN-ISH	LAND LINE	CELL	YES	NO	UNSURE /REF				
	-----	-----	-----	-----	-----	-----	-----	-----	-----	-----	-----	-----	-----	-----	-----	-----	-----	-----	-----	-----	-----	-----	-----				
Strongly agree - Development is good for Encinitas - development brings business, jobs and opportunity. Development allows our adult children the opportunity to find jobs and homes where they have grown up, rather than them being forced to look elsewhere and leave Encinitas. More housing options allows seniors to age in place. At the end of the day, development increases prosperity and quality of life in Encinitas.	57	36	2	16	6	12	12	16	11	11	46	9	44	-	1	2	54	3	32	25	45	10	2				
	18.8	18.8	10.0	21.1	9.5	25.0	17.9	21.9	21.2	20.4	18.5	39.1	17.4		20.0	22.2	18.1	75.0	22.1	15.8	26.2	9.2	9.1				
Unsure	9	7	-	2	2	1	3	1	2	3	6	1	7	-	-	-	9	-	5	4	4	2	3				
	3.0	3.6		2.6	3.2	2.1	4.5	1.4	3.8	5.6	2.4	4.3	2.8				3.0		3.4	2.5	2.3	1.8	13.6				
Refused	8	5	1	2	3	-	3	2	-	-	8	-	6	-	1	-	8	-	3	5	4	3	1				
	2.6	2.6	5.0	2.6	4.8		4.5	2.7			3.2		2.4		20.0		2.7		2.1	3.2	2.3	2.8	4.5				

City of Encinitas Likely Voter Survey

7. What do you think should be the highest priorities when considering any type of new development in the City of Encinitas? Choose three.

Base: Total Sample

	GENDER		HOUSEHOLD PARTY							BORN IN US			GENDER/AGE							
	=====		PARTY			PURE	PURE	MIXED	=====			AGE				MEN		WOMEN		
	TOTAL	MALE	FE-	REP.	DEM.	DTS	REP.	DEM.	PARTY	US	FOR	UN	18-34	35-54	55-64	65+	18-54	55+	18-54	55+
	-----	-----	-----	-----	-----	-----	-----	-----	-----	-----	-----	-----	-----	-----	-----	-----	-----	-----	-----	-----
Total	303	145	154	97	115	75	80	92	67	272	19	12	50	98	69	86	78	67	67	87
	100.0	100.0	100.0	100.0	100.0	100.0	100.0	100.0	100.0	100.0	100.0	100.0	100.0	100.0	100.0	100.0	100.0	100.0	100.0	100.0
Bringing jobs to the city and strengthening the local economy	45	22	23	18	9	16	16	6	12	42	2	1	9	11	15	10	13	9	7	16
	14.9	15.2	14.9	18.6	7.8	21.3	20.0	6.5	17.9	15.4	10.5	8.3	18.0	11.2	21.7	11.6	16.7	13.4	10.4	18.4
Ensuring any new development reflects the community's look and feel	52	21	31	17	21	12	15	17	13	50	1	1	9	18	12	13	13	8	14	17
	17.2	14.5	20.1	17.5	18.3	16.0	18.8	18.5	19.4	18.4	5.3	8.3	18.0	18.4	17.4	15.1	16.7	11.9	20.9	19.5
Reducing traffic congestion	94	46	48	34	31	25	26	24	25	84	4	6	11	25	24	34	18	28	18	30
	31.0	31.7	31.2	35.1	27.0	33.3	32.5	26.1	37.3	30.9	21.1	50.0	22.0	25.5	34.8	39.5	23.1	41.8	26.9	34.5
Mixing housing, retail, services, restaurants and jobs together	36	21	15	9	15	9	8	14	7	32	3	1	2	19	6	9	13	8	8	7
	11.9	14.5	9.7	9.3	13.0	12.0	10.0	15.2	10.4	11.8	15.8	8.3	4.0	19.4	8.7	10.5	16.7	11.9	11.9	8.0
Preserving natural lands and fields	99	46	53	27	42	24	20	38	22	92	3	4	19	31	23	26	30	16	20	33
	32.7	31.7	34.4	27.8	36.5	32.0	25.0	41.3	32.8	33.8	15.8	33.3	38.0	31.6	33.3	30.2	38.5	23.9	29.9	37.9
Sustainable, green architecture and construction	67	32	33	12	33	19	8	25	20	57	7	3	18	19	10	20	19	13	16	17
	22.1	22.1	21.4	12.4	28.7	25.3	10.0	27.2	29.9	21.0	36.8	25.0	36.0	19.4	14.5	23.3	24.4	19.4	23.9	19.5
Public health and safety	41	17	24	16	15	9	13	14	7	39	2	-	6	11	10	14	9	8	8	16
	13.5	11.7	15.6	16.5	13.0	12.0	16.2	15.2	10.4	14.3	10.5		12.0	11.2	14.5	16.3	11.5	11.9	11.9	18.4
More places to hangout and be social	30	13	14	8	10	9	8	8	4	22	4	4	10	9	6	5	9	4	7	7
	9.9	9.0	9.1	8.2	8.7	12.0	10.0	8.7	6.0	8.1	21.1	33.3	20.0	9.2	8.7	5.8	11.5	6.0	10.4	8.0
Providing more transit, biking and walking options	89	46	42	20	43	21	16	32	24	81	3	5	12	37	16	24	27	19	21	21
	29.4	31.7	27.3	20.6	37.4	28.0	20.0	34.8	35.8	29.8	15.8	41.7	24.0	37.8	23.2	27.9	34.6	28.4	31.3	24.1

City of Encinitas Likely Voter Survey

7. What do you think should be the highest priorities when considering any type of new development in the City of Encinitas? Choose three.

Base: Total Sample

	GENDER			HOUSEHOLD PARTY						BORN IN US			GENDER/AGE							
	MALE		FE-MALE	PARTY			PURE REP.	PURE DEM.	MIXED PARTY	US BORN	FOR EIGN BORN	UN KNOWN	AGE				MEN		WOMEN	
	TOTAL	MALE		REP.	DEM.	DTS	HH	HH	HH				18-34	35-54	55-64	65+	18-54	55+	18-54	55+
Reinvesting in existing infrastructure	56	33	22	20	25	10	19	19	10	50	3	3	10	23	11	12	22	11	10	12
	18.5	22.8	14.3	20.6	21.7	13.3	23.8	20.7	14.9	18.4	15.8	25.0	20.0	23.5	15.9	14.0	28.2	16.4	14.9	13.8
Compact building design or smaller homes	39	20	19	8	23	7	7	20	6	35	2	2	5	11	11	12	11	9	5	14
	12.9	13.8	12.3	8.2	20.0	9.3	8.8	21.7	9.0	12.9	10.5	16.7	10.0	11.2	15.9	14.0	14.1	13.4	7.5	16.1
More housing choices that more people can afford	81	39	42	23	36	17	16	28	20	73	6	2	15	24	19	23	16	23	23	19
	26.7	26.9	27.3	23.7	31.3	22.7	20.0	30.4	29.9	26.8	31.6	16.7	30.0	24.5	27.5	26.7	20.5	34.3	34.3	21.8
More attached and multifamily housing such as apartments and condos	25	17	8	7	7	7	4	5	8	22	2	1	4	6	2	13	8	9	2	6
	8.3	11.7	5.2	7.2	6.1	9.3	5.0	5.4	11.9	8.1	10.5	8.3	8.0	6.1	2.9	15.1	10.3	13.4	3.0	6.9
More housing for sale	30	11	19	14	4	11	12	3	5	26	4	-	8	10	10	2	7	4	11	8
	9.9	7.6	12.3	14.4	3.5	14.7	15.0	3.3	7.5	9.6	21.1	-	16.0	10.2	14.5	2.3	9.0	6.0	16.4	9.2
More rental housing	31	9	21	10	8	12	9	4	7	27	4	-	3	15	9	4	4	5	13	8
	10.2	6.2	13.6	10.3	7.0	16.0	11.2	4.3	10.4	9.9	21.1	-	6.0	15.3	13.0	4.7	5.1	7.5	19.4	9.2
Preserve single-family neighborhoods	53	26	26	21	16	14	17	12	10	46	4	3	9	17	13	14	12	14	13	13
	17.5	17.9	16.9	21.6	13.9	18.7	21.2	13.0	14.9	16.9	21.1	25.0	18.0	17.3	18.8	16.3	15.4	20.9	19.4	14.9
Something else:	5	1	4	3	2	-	2	2	1	5	-	-	-	1	1	3	-	1	1	3
	1.7	0.7	2.6	3.1	1.7	-	2.5	2.2	1.5	1.8	-	-	-	1.0	1.4	3.5	-	1.5	1.5	3.4
Unsure	5	3	2	2	2	1	2	2	-	4	1	-	-	1	2	2	-	3	1	1
	1.7	2.1	1.3	2.1	1.7	1.3	2.5	2.2	-	1.5	5.3	-	-	1.0	2.9	2.3	-	4.5	1.5	1.1
Refused	8	2	5	6	1	-	6	1	-	8	-	-	-	2	1	5	1	1	1	4
	2.6	1.4	3.2	6.2	0.9	-	7.5	1.1	-	2.9	-	-	-	2.0	1.4	5.8	1.3	1.5	1.5	4.6

City of Encinitas Likely Voter Survey

7. What do you think should be the highest priorities when considering any type of new development in the City of Encinitas? Choose three.

Base: Total Sample

	PARTY/GENDER												PARTY/AGE						VOTE PROPENSITY					
	GOP		DTS		DEM		GOP		DTS		DEM		5/5	4/5	3/5	2/5	1/5	100% NOT HAD CHANC	NEW REGIS TRANT					
	MEN	WOMEN	MEN	WOMEN	MEN	WOMEN	18-54	55+	18-54	55+	18-54	55+												
	TOTAL	MEN	WOMEN	MEN	WOMEN	MEN	WOMEN	18-54	55+	18-54	55+	18-54	55+	5/5	4/5	3/5	2/5	1/5	100% NOT HAD CHANC	NEW REGIS TRANT				
Total	303	46	50	38	34	51	64	40	57	47	28	49	66	93	43	60	34	31	6	36				
	100.0	100.0	100.0	100.0	100.0	100.0	100.0	100.0	100.0	100.0	100.0	100.0	100.0	100.0	100.0	100.0	100.0	100.0	100.0	100.0				
Bringing jobs to the city and strengthening the local economy	45	9	9	6	10	5	4	6	12	6	10	6	3	13	6	8	3	5	2	8				
	14.9	19.6	18.0	15.8	29.4	9.8	6.2	15.0	21.1	12.8	35.7	12.2	4.5	14.0	14.0	13.3	8.8	16.1	33.3	22.2				
Ensuring any new development reflects the community's look and feel	52	10	7	5	7	5	16	9	8	7	5	9	12	17	7	13	6	5	1	3				
	17.2	21.7	14.0	13.2	20.6	9.8	25.0	22.5	14.0	14.9	17.9	18.4	18.2	18.3	16.3	21.7	17.6	16.1	16.7	8.3				
Reducing traffic congestion	94	20	14	10	15	12	19	9	25	16	9	7	24	30	12	21	9	10	2	10				
	31.0	43.5	28.0	26.3	44.1	23.5	29.7	22.5	43.9	34.0	32.1	14.3	36.4	32.3	27.9	35.0	26.5	32.3	33.3	27.8				
Mixing housing, retail, services, restaurants and jobs together	36	7	2	6	3	6	9	6	3	5	4	8	7	14	6	5	3	2	3	3				
	11.9	15.2	4.0	15.8	8.8	11.8	14.1	15.0	5.3	10.6	14.3	16.3	10.6	15.1	14.0	8.3	8.8	6.5	50.0	8.3				
Preserving natural lands and fields	99	11	16	15	9	16	26	11	16	15	9	20	22	32	19	18	13	8	-	9				
	32.7	23.9	32.0	39.5	26.5	31.4	40.6	27.5	28.1	31.9	32.1	40.8	33.3	34.4	44.2	30.0	38.2	25.8		25.0				
Sustainable, green architecture and construction	67	6	6	11	6	13	20	6	6	13	6	16	17	19	10	12	5	6	3	12				
	22.1	13.0	12.0	28.9	17.6	25.5	31.2	15.0	10.5	27.7	21.4	32.7	25.8	20.4	23.3	20.0	14.7	19.4	50.0	33.3				
Public health and safety	41	5	11	5	4	6	9	6	10	6	3	4	11	13	7	7	8	2	-	4				
	13.5	10.9	22.0	13.2	11.8	11.8	14.1	15.0	17.5	12.8	10.7	8.2	16.7	14.0	16.3	11.7	23.5	6.5		11.1				
More places to hangout and be social	30	6	2	1	5	4	6	3	5	6	3	7	3	6	1	8	1	3	2	9				
	9.9	13.0	4.0	2.6	14.7	7.8	9.4	7.5	8.8	12.8	10.7	14.3	4.5	6.5	2.3	13.3	2.9	9.7	33.3	25.0				
Providing more transit, biking and walking options	89	11	9	12	8	20	23	9	11	14	7	22	21	28	16	18	12	7	2	6				
	29.4	23.9	18.0	31.6	23.5	39.2	35.9	22.5	19.3	29.8	25.0	44.9	31.8	30.1	37.2	30.0	35.3	22.6	33.3	16.7				



City of Encinitas Likely Voter Survey

7. What do you think should be the highest priorities when considering any type of new development in the City of Encinitas? Choose three.

Base: Total Sample

	VOTE PROPENSITY																			
	PARTY/GENDER						PARTY/AGE											100%	NEW	
	GOP		DTS		DEM		GOP		DTS		DEM		5/5	4/5	3/5	2/5	1/5	NOT HAD CHANC	REGIS TRANT	
	TOTAL	MEN	WOMEN	MEN	WOMEN	MEN	WOMEN	18-54	55+	18-54	55+	18-54	55+							
Reinvesting in existing infrastructure	56	9	11	8	1	16	9	11	9	9	1	13	12	13	8	11	7	8	-	9
	18.5	19.6	22.0	21.1	2.9	31.4	14.1	27.5	15.8	19.1	3.6	26.5	18.2	14.0	18.6	18.3	20.6	25.8		25.0
Compact building design or smaller homes	39	6	2	6	1	8	15	5	3	3	4	8	15	12	7	12	2	3	-	3
	12.9	13.0	4.0	15.8	2.9	15.7	23.4	12.5	5.3	6.4	14.3	16.3	22.7	12.9	16.3	20.0	5.9	9.7		8.3
More housing choices that more people can afford	81	11	12	6	11	20	16	9	14	12	5	15	21	23	9	18	11	10	1	9
	26.7	23.9	24.0	15.8	32.4	39.2	25.0	22.5	24.6	25.5	17.9	30.6	31.8	24.7	20.9	30.0	32.4	32.3	16.7	25.0
More attached and multifamily housing such as apartments and condos	25	4	3	6	1	4	3	3	4	2	5	2	5	10	4	8	-	1	-	2
	8.3	8.7	6.0	15.8	2.9	7.8	4.7	7.5	7.0	4.3	17.9	4.1	7.6	10.8	9.3	13.3		3.2		5.6
More housing for sale	30	3	11	5	6	3	1	8	6	8	3	1	3	2	1	7	6	5	1	8
	9.9	6.5	22.0	13.2	17.6	5.9	1.6	20.0	10.5	17.0	10.7	2.0	4.5	2.2	2.3	11.7	17.6	16.1	16.7	22.2
More rental housing	31	3	7	2	9	4	4	5	5	10	2	2	6	7	1	6	4	8	-	5
	10.2	6.5	14.0	5.3	26.5	7.8	6.2	12.5	8.8	21.3	7.1	4.1	9.1	7.5	2.3	10.0	11.8	25.8		13.9
Preserve single-family neighborhoods	53	11	10	7	6	7	9	10	11	9	5	6	10	18	9	6	5	9	1	5
	17.5	23.9	20.0	18.4	17.6	13.7	14.1	25.0	19.3	19.1	17.9	12.2	15.2	19.4	20.9	10.0	14.7	29.0	16.7	13.9
Something else:	5	-	3	-	-	1	1	1	2	-	-	-	2	3	-	2	-	-	-	-
	1.7		6.0			2.0	1.6	2.5	3.5				3.0	3.2		3.3				
Unsure	5	1	1	1	-	1	1	-	2	-	1	1	1	2	2	-	1	-	-	-
	1.7	2.2	2.0	2.6		2.0	1.6		3.5		3.6	2.0	1.5	2.2	4.7		2.9			
Refused	8	1	4	-	-	-	1	1	5	-	-	-	1	4	-	-	2	1	-	1
	2.6	2.2	8.0				1.6	2.5	8.8				1.5	4.3			5.9	3.2		2.8

City of Encinitas Likely Voter Survey

7. What do you think should be the highest priorities when considering any type of new development in the City of Encinitas? Choose three.

Base: Total Sample

	TYPE OF VOTER																											
	PERM- ANENT VOTE BY MAIL				PRE- VIOUS VOTE BY MAIL				REGISTRATION DATE					GEOGRAPHIC				ETHNICITY				LANGUAGE		PHONE TYPE		INITIAL BALLOT TEST		
	TOTAL	MAIL	MAIL	ELEC DAY	<1 YEAR	<5 YEARS	<10 YEARS	<20 YEARS	20+ YEARS	92007	92024	LA-TINO	WHITE	BLACK	ASIAN	OTHER	ENGL-ISH	SPAN-ISH	LAND LINE	CELL	YES	NO	UNSURE /REF					
	100.0	100.0	100.0	100.0	100.0	100.0	100.0	100.0	100.0	100.0	100.0	100.0	100.0	100.0	100.0	100.0	100.0	100.0	100.0	100.0	100.0	100.0	100.0					
Total	303	192	20	76	63	48	67	73	52	54	249	23	253	1	5	9	299	4	145	158	172	109	22					
Bringing jobs to the city and strengthening the local economy	45	21	-	19	10	9	6	12	8	8	37	5	35	-	-	-	43	2	23	22	26	18	1					
Ensuring any new development reflects the community's look and feel	52	34	2	16	7	7	12	17	9	11	41	3	46	-	1	1	50	2	28	24	29	19	4					
Reducing traffic congestion	94	65	6	17	16	15	18	29	16	12	82	6	78	-	3	2	94	-	51	43	44	42	8					
Mixing housing, retail, services, restaurants and jobs together	36	27	2	4	4	9	9	7	7	9	27	3	32	-	1	-	35	1	17	19	27	8	1					
Preserving natural lands and fields	99	67	8	23	22	14	21	19	23	19	80	7	80	1	3	5	99	-	46	53	40	50	9					
Sustainable, green architecture and construction	67	41	4	16	19	10	11	20	7	14	53	8	54	-	-	3	66	1	26	41	37	25	5					
Public health and safety	41	24	3	11	8	4	10	15	4	5	36	2	35	-	-	2	41	-	25	16	23	16	2					
More places to hangout and be social	30	21	-	7	11	7	3	7	2	1	29	-	27	-	-	2	30	-	7	23	19	7	4					

City of Encinitas Likely Voter Survey

7. What do you think should be the highest priorities when considering any type of new development in the City of Encinitas? Choose three.

Base: Total Sample

	TYPE OF VOTER																						
	PERM- ANENT VOTER				REGISTRATION DATE					GEOGRAPHIC		ETHNICITY					LANGUAGE		PHONE TYPE		INITIAL BALLOT TEST		
	BY MAIL	BY MAIL	ELEC TION	ELEC TION	<1 YEAR	<5 YEARS	<10 YEARS	<20 YEARS	20+ YEARS	92007	92024	LA-TINO	WHITE	BLACK	ASIAN	OTHER	ENGL-ISH	SPAN-ISH	LAND LINE	CELL	YES	NO	UNSURE /REF
	TOTAL	MAIL	MAIL	DAY																			
Providing more transit, biking and walking options	89	59	7	20	18	15	24	20	12	10	79	4	76	-	2	3	89	-	33	56	54	27	8
	29.4	30.7	35.0	26.3	28.6	31.2	35.8	27.4	23.1	18.5	31.7	17.4	30.0		40.0	33.3	29.8		22.8	35.4	31.4	24.8	36.4
Reinvesting in existing infrastructure	56	41	5	9	15	13	11	12	5	13	43	4	45	1	1	2	56	-	22	34	28	25	3
	18.5	21.4	25.0	11.8	23.8	27.1	16.4	16.4	9.6	24.1	17.3	17.4	17.8	100.0	20.0	22.2	18.7		15.2	21.5	16.3	22.9	13.6
Compact building design or smaller homes	39	26	3	10	4	5	11	9	10	9	30	1	34	-	-	1	39	-	17	22	27	9	3
	12.9	13.5	15.0	13.2	6.3	10.4	16.4	12.3	19.2	16.7	12.0	4.3	13.4			11.1	13.0		11.7	13.9	15.7	8.3	13.6
More housing choices that more people can afford	81	44	6	26	17	12	20	17	15	13	68	10	66	-	2	1	79	2	37	44	65	12	4
	26.7	22.9	30.0	34.2	27.0	25.0	29.9	23.3	28.8	24.1	27.3	43.5	26.1		40.0	11.1	26.4	50.0	25.5	27.8	37.8	11.0	18.2
More attached and multifamily housing such as apartments and condos	25	17	3	4	3	3	6	5	8	9	16	3	19	-	1	1	24	1	15	10	15	9	1
	8.3	8.9	15.0	5.3	4.8	6.2	9.0	6.8	15.4	16.7	6.4	13.0	7.5		20.0	11.1	8.0	25.0	10.3	6.3	8.7	8.3	4.5
More housing for sale	30	13	1	12	9	4	10	5	2	5	25	5	24	-	-	-	29	1	16	14	25	5	-
	9.9	6.8	5.0	15.8	14.3	8.3	14.9	6.8	3.8	9.3	10.0	21.7	9.5				9.7	25.0	11.0	8.9	14.5	4.6	
More rental housing	31	12	1	15	10	2	6	9	4	4	27	6	24	-	-	1	29	2	15	16	27	3	1
	10.2	6.2	5.0	19.7	15.9	4.2	9.0	12.3	7.7	7.4	10.8	26.1	9.5			11.1	9.7	50.0	10.3	10.1	15.7	2.8	4.5
Preserve single-family neighborhoods	53	37	4	10	9	7	15	15	7	10	43	2	45	1	1	2	53	-	31	22	20	28	5
	17.5	19.3	20.0	13.2	14.3	14.6	22.4	20.5	13.5	18.5	17.3	8.7	17.8	100.0	20.0	22.2	17.7		21.4	13.9	11.6	25.7	22.7
Something else:	5	4	1	-	-	2	1	-	2	1	4	-	3	-	-	1	5	-	4	1	2	2	1
	1.7	2.1	5.0			4.2	1.5		3.8	1.9	1.6		1.2			11.1	1.7		2.8	0.6	1.2	1.8	4.5
Unsure	5	4	-	1	1	2	-	-	2	3	2	-	5	-	-	-	5	-	3	2	2	2	1
	1.7	2.1		1.3	1.6	4.2			3.8	5.6	0.8		2.0				1.7		2.1	1.3	1.2	1.8	4.5

City of Encinitas Likely Voter Survey

7. What do you think should be the highest priorities when considering any type of new development in the City of Encinitas? Choose three.

Base: Total Sample

	TYPE OF VOTER																						
	=====																						
	PERM- ANENT VOTE BY	PRE- VIUS VOTE BY	ELEC TION DAY	REGISTRATION DATE					GEOGRAPHIC		ETHNICITY					LANGUAGE		PHONE TYPE		INITIAL BALLOT TEST			
	TOTAL	MAIL	MAIL	<1 YEAR	<5 YEARS	<10 YEARS	<20 YEARS	20+ YEARS	92007	92024	LA- TINO	WHITE	BLACK	ASIAN	OTHER	ENGL- ISH	SPAN- ISH	LAND LINE	CELL	YES	NO	UNSR /REF	
Refused	8	5	1	2	2	-	3	-	3	-	8	-	8	-	-	-	8	-	4	4	1	6	1
	2.6	2.6	5.0	2.6	3.2		4.5		5.8		3.2		3.2			2.7		2.8	2.5	0.6	5.5	4.5	

City of Encinitas Likely Voter Survey

8. Do you think that Encinitas has enough housing for families, workers, seniors, veterans, young adults and others community members in general or do you think there is a need for more housing in the city? [RECORD] [IF HAS ENOUGH HOUSING OR THERE IS A NEED FOR MORE HOUSING>>>] And would you say that (Encinitas definitely or probably has enough housing/ there is definitely or probably a need for more housing in Encinitas)?

Base: Total Sample

	GENDER			HOUSEHOLD PARTY						BORN IN US			GENDER/AGE							
	=====		FE-	=====			PURE	PURE	MIXED	=====			=====				=====		=====	
	TOTAL	MALE		MALE	REP.	DEM.				DTS	REP.	DEM.	PARTY	US	FOR	EIGN	UN	18-34	35-54	55-64
Total	303	145	154	97	115	75	80	92	67	272	19	12	50	98	69	86	78	67	67	87
	100.0	100.0	100.0	100.0	100.0	100.0	100.0	100.0	100.0	100.0	100.0	100.0	100.0	100.0	100.0	100.0	100.0	100.0	100.0	100.0
ENCINITAS HAS ENOUGH HOUSING [NET]	162	74	84	54	59	42	42	49	38	141	12	9	24	53	38	47	40	34	34	50
	53.5	51.0	54.5	55.7	51.3	56.0	52.5	53.3	56.7	51.8	63.2	75.0	48.0	54.1	55.1	54.7	51.3	50.7	50.7	57.5
Definitely - enough housing	89	40	46	40	27	18	28	21	27	78	7	4	8	29	22	30	20	20	15	31
	29.4	27.6	29.9	41.2	23.5	24.0	35.0	22.8	40.3	28.7	36.8	33.3	16.0	29.6	31.9	34.9	25.6	29.9	22.4	35.6
Probably - enough housing	73	34	38	14	32	24	14	28	11	63	5	5	16	24	16	17	20	14	19	19
	24.1	23.4	24.7	14.4	27.8	32.0	17.5	30.4	16.4	23.2	26.3	41.7	32.0	24.5	23.2	19.8	25.6	20.9	28.4	21.8
THERE IS A NEED FOR MORE HOUSING IN ENCINITAS [NET]	125	62	63	37	51	32	32	39	27	117	6	2	24	42	28	31	34	28	32	31
	41.3	42.8	40.9	38.1	44.3	42.7	40.0	42.4	40.3	43.0	31.6	16.7	48.0	42.9	40.6	36.0	43.6	41.8	47.8	35.6
Probably - need for more housing	54	28	26	10	26	16	9	15	18	52	1	1	18	19	6	11	21	7	16	10
	17.8	19.3	16.9	10.3	22.6	21.3	11.2	16.3	26.9	19.1	5.3	8.3	36.0	19.4	8.7	12.8	26.9	10.4	23.9	11.5
Definitely - need for more housing	71	34	37	27	25	16	23	24	9	65	5	1	6	23	22	20	13	21	16	21
	23.4	23.4	24.0	27.8	21.7	21.3	28.8	26.1	13.4	23.9	26.3	8.3	12.0	23.5	31.9	23.3	16.7	31.3	23.9	24.1
Unsure	12	6	6	4	4	1	4	3	2	11	-	1	2	2	3	5	3	3	1	5
	4.0	4.1	3.9	4.1	3.5	1.3	5.0	3.3	3.0	4.0	-	8.3	4.0	2.0	4.3	5.8	3.8	4.5	1.5	5.7
Refused	4	3	1	2	1	-	2	1	-	3	1	-	-	1	-	3	1	2	-	1
	1.3	2.1	0.6	2.1	0.9	-	2.5	1.1	-	1.1	5.3	-	-	1.0	-	3.5	1.3	3.0	-	1.1

City of Encinitas Likely Voter Survey

8. Do you think that Encinitas has enough housing for families, workers, seniors, veterans, young adults and others community members in general or do you think there is a need for more housing in the city? [RECORD] [IF HAS ENOUGH HOUSING OR THERE IS A NEED FOR MORE HOUSING>>>] And would you say that (Encinitas definitely or probably has enough housing/ there is definitely or probably a need for more housing in Encinitas)?

Base: Total Sample

	PARTY/GENDER														PARTY/AGE						VOTE PROPENSITY					
	GOP		DTS		DEM		GOP		DTS		DEM		5/5	4/5	3/5	2/5	1/5	100% NOT HAD CHANC	NEW REGIS TRANT							
	MEN	WOMEN	MEN	WOMEN	MEN	WOMEN	18-54	55+	18-54	55+	18-54	55+														
	TOTAL																									
Total	303	46	50	38	34	51	64	40	57	47	28	49	66	93	43	60	34	31	6	36						
	100.0	100.0	100.0	100.0	100.0	100.0	100.0	100.0	100.0	100.0	100.0	100.0	100.0	100.0	100.0	100.0	100.0	100.0	100.0	100.0						
ENCINITAS HAS ENOUGH HOUSING [NET]	162	23	30	21	18	25	34	20	34	26	16	25	34	53	26	30	18	15	3	17						
	53.5	50.0	60.0	55.3	52.9	49.0	53.1	50.0	59.6	55.3	57.1	51.0	51.5	57.0	60.5	50.0	52.9	48.4	50.0	47.2						
Definitely - enough housing	89	16	23	9	7	12	15	15	25	10	8	9	18	31	17	17	9	5	-	10						
	29.4	34.8	46.0	23.7	20.6	23.5	23.4	37.5	43.9	21.3	28.6	18.4	27.3	33.3	39.5	28.3	26.5	16.1		27.8						
Probably - enough housing	73	7	7	12	11	13	19	5	9	16	8	16	16	22	9	13	9	10	3	7						
	24.1	15.2	14.0	31.6	32.4	25.5	29.7	12.5	15.8	34.0	28.6	32.7	24.2	23.7	20.9	21.7	26.5	32.3	50.0	19.4						
THERE IS A NEED FOR MORE HOUSING IN ENCINITAS [NET]	125	20	17	17	15	24	27	19	18	21	11	23	28	32	16	28	15	13	3	18						
	41.3	43.5	34.0	44.7	44.1	47.1	42.2	47.5	31.6	44.7	39.3	46.9	42.4	34.4	37.2	46.7	44.1	41.9	50.0	50.0						
Probably - need for more housing	54	7	3	10	6	11	15	8	2	13	3	15	11	13	8	12	5	6	-	10						
	17.8	15.2	6.0	26.3	17.6	21.6	23.4	20.0	3.5	27.7	10.7	30.6	16.7	14.0	18.6	20.0	14.7	19.4		27.8						
Definitely - need for more housing	71	13	14	7	9	13	12	11	16	8	8	8	17	19	8	16	10	7	3	8						
	23.4	28.3	28.0	18.4	26.5	25.5	18.8	27.5	28.1	17.0	28.6	16.3	25.8	20.4	18.6	26.7	29.4	22.6	50.0	22.2						
Unsure	12	1	3	-	1	2	2	1	3	-	1	1	3	6	1	1	1	3	-	-						
	4.0	2.2	6.0		2.9	3.9	3.1	2.5	5.3		3.6	2.0	4.5	6.5	2.3	1.7	2.9	9.7								
Refused	4	2	-	-	-	-	1	-	2	-	-	-	1	2	-	1	-	-	-	1						
	1.3	4.3					1.6		3.5				1.5	2.2		1.7				2.8						

City of Encinitas Likely Voter Survey

8. Do you think that Encinitas has enough housing for families, workers, seniors, veterans, young adults and others community members in general or do you think there is a need for more housing in the city? [RECORD] [IF HAS ENOUGH HOUSING OR THERE IS A NEED FOR MORE HOUSING>>>] And would you say that (Encinitas definitely or probably has enough housing/ there is definitely or probably a need for more housing in Encinitas)?

Base: Total Sample

	TYPE OF VOTER																												
	PERM- ANENT VOTE BY MAIL				PRE- VOTE BY MAIL				REGISTRATION DATE					GEOGRAPHIC					ETHNICITY				LANGUAGE		PHONE TYPE		INITIAL BALLOT TEST		
	TOTAL	MAIL	MAIL	ELEC DAY	<1 YEAR	<5 YEARS	<10 YEARS	<20 YEARS	20+ YEARS	92007	92024	LA-TINO	WHITE	BLACK	ASIAN	OTHER	ENGL-ISH	SPAN-ISH	LAND LINE	CELL	YES	NO	UNSURE /REF						
Total	303	192	20	76	63	48	67	73	52	54	249	23	253	1	5	9	299	4	145	158	172	109	22						
	100.0	100.0	100.0	100.0	100.0	100.0	100.0	100.0	100.0	100.0	100.0	100.0	100.0	100.0	100.0	100.0	100.0	100.0	100.0	100.0	100.0	100.0	100.0						
ENCINITAS HAS ENOUGH HOUSING [NET]	162	107	10	38	35	28	28	43	28	28	134	9	137	1	2	7	162	-	76	86	68	83	11						
	53.5	55.7	50.0	50.0	55.6	58.3	41.8	58.9	53.8	51.9	53.8	39.1	54.2	100.0	40.0	77.8	54.2		52.4	54.4	39.5	76.1	50.0						
Definitely - enough housing	89	60	7	20	15	13	18	23	20	16	73	7	73	1	1	5	89	-	49	40	20	60	9						
	29.4	31.2	35.0	26.3	23.8	27.1	26.9	31.5	38.5	29.6	29.3	30.4	28.9	100.0	20.0	55.6	29.8		33.8	25.3	11.6	55.0	40.9						
Probably - enough housing	73	47	3	18	20	15	10	20	8	12	61	2	64	-	1	2	73	-	27	46	48	23	2						
	24.1	24.5	15.0	23.7	31.7	31.2	14.9	27.4	15.4	22.2	24.5	8.7	25.3		20.0	22.2	24.4		18.6	29.1	27.9	21.1	9.1						
THERE IS A NEED FOR MORE HOUSING IN ENCINITAS [NET]	125	73	9	35	24	19	35	28	19	21	104	13	103	-	3	2	121	4	60	65	97	21	7						
	41.3	38.0	45.0	46.1	38.1	39.6	52.2	38.4	36.5	38.9	41.8	56.5	40.7		60.0	22.2	40.5	100.0	41.4	41.1	56.4	19.3	31.8						
Probably - need for more housing	54	32	3	14	14	7	16	10	7	8	46	3	47	-	1	1	53	1	24	30	37	12	5						
	17.8	16.7	15.0	18.4	22.2	14.6	23.9	13.7	13.5	14.8	18.5	13.0	18.6		20.0	11.1	17.7	25.0	16.6	19.0	21.5	11.0	22.7						
Definitely - need for more housing	71	41	6	21	10	12	19	18	12	13	58	10	56	-	2	1	68	3	36	35	60	9	2						
	23.4	21.4	30.0	27.6	15.9	25.0	28.4	24.7	23.1	24.1	23.3	43.5	22.1		40.0	11.1	22.7	75.0	24.8	22.2	34.9	8.3	9.1						
Unsure	12	9	1	2	3	1	3	2	3	4	8	1	9	-	-	-	12	-	6	6	6	4	2						
	4.0	4.7	5.0	2.6	4.8	2.1	4.5	2.7	5.8	7.4	3.2	4.3	3.6				4.0		4.1	3.8	3.5	3.7	9.1						
Refused	4	3	-	1	1	-	1	-	2	1	3	-	4	-	-	-	4	-	3	1	1	1	2						
	1.3	1.6		1.3	1.6		1.5		3.8	1.9	1.2		1.6				1.3		2.1	0.6	0.6	0.9	9.1						

City of Encinitas Likely Voter Survey

9. How concerned are you about the availability of housing that is priced between \$400,000 and \$700,000 or in the rental range of between \$1,500 and \$3,500 per month, within reach of most working families, young professionals and new home buyers in Encinitas in the years to come? Would you say that you are extremely concerned, somewhat concerned, not too concerned or not at all concerned?

Base: Total Sample

	GENDER			HOUSEHOLD PARTY						BORN IN US			GENDER/AGE							
	=====			=====			=====			=====			=====				=====			
	TOTAL	MALE	FE-MALE	REP.	DEM.	DTS	REP. HH	DEM. HH	MIXED PARTY HH	US BORN	FOR EIGN BORN	UN KNOWN	18-34	35-54	55-64	65+	18-54	55+	18-54	55+
Total	303	145	154	97	115	75	80	92	67	272	19	12	50	98	69	86	78	67	67	87
	100.0	100.0	100.0	100.0	100.0	100.0	100.0	100.0	100.0	100.0	100.0	100.0	100.0	100.0	100.0	100.0	100.0	100.0	100.0	100.0
CONCERNED [NET]	193	91	101	51	81	50	43	65	40	172	12	9	40	63	42	48	54	37	48	53
=====	63.7	62.8	65.6	52.6	70.4	66.7	53.8	70.7	59.7	63.2	63.2	75.0	80.0	64.3	60.9	55.8	69.2	55.2	71.6	60.9
Extremely concerned	76	36	40	19	32	19	17	27	14	67	5	4	12	29	17	18	24	12	17	23
	25.1	24.8	26.0	19.6	27.8	25.3	21.2	29.3	20.9	24.6	26.3	33.3	24.0	29.6	24.6	20.9	30.8	17.9	25.4	26.4
Somewhat concerned	117	55	61	32	49	31	26	38	26	105	7	5	28	34	25	30	30	25	31	30
	38.6	37.9	39.6	33.0	42.6	41.3	32.5	41.3	38.8	38.6	36.8	41.7	56.0	34.7	36.2	34.9	38.5	37.3	46.3	34.5
NOT CONCERNED [NET]	107	53	51	45	32	25	36	25	27	97	7	3	10	34	26	37	24	29	18	33
=====	35.3	36.6	33.1	46.4	27.8	33.3	45.0	27.2	40.3	35.7	36.8	25.0	20.0	34.7	37.7	43.0	30.8	43.3	26.9	37.9
Not too concerned	57	27	29	20	23	11	13	18	19	51	4	2	8	22	12	15	16	11	13	16
	18.8	18.6	18.8	20.6	20.0	14.7	16.2	19.6	28.4	18.8	21.1	16.7	16.0	22.4	17.4	17.4	20.5	16.4	19.4	18.4
Not at all concerned	50	26	22	25	9	14	23	7	8	46	3	1	2	12	14	22	8	18	5	17
	16.5	17.9	14.3	25.8	7.8	18.7	28.8	7.6	11.9	16.9	15.8	8.3	4.0	12.2	20.3	25.6	10.3	26.9	7.5	19.5
Unsure	2	1	1	1	1	-	1	1	-	2	-	-	-	-	1	1	-	1	-	1
	0.7	0.7	0.6	1.0	0.9		1.2	1.1		0.7					1.4	1.2		1.5		1.1
Refused	1	-	1	-	1	-	-	1	-	1	-	-	-	1	-	-	-	-	1	-
	0.3		0.6		0.9			1.1		0.4				1.0					1.5	

City of Encinitas Likely Voter Survey

9. How concerned are you about the availability of housing that is priced between \$400,000 and \$700,000 or in the rental range of between \$1,500 and \$3,500 per month, within reach of most working families, young professionals and new home buyers in Encinitas in the years to come? Would you say that you are extremely concerned, somewhat concerned, not too concerned or not at all concerned?

Base: Total Sample

	PARTY/GENDER														PARTY/AGE						VOTE PROPENSITY						100% NOT HAD CHANC	NEW REGIS TRANT
	GOP				DTS				DEM				GOP		DTS		DEM		5/5	4/5	3/5	2/5	1/5					
	TOTAL	MEN	WOMEN		MEN	WOMEN		MEN	WOMEN		18-54	55+	18-54	55+	18-54	55+												
Total	303	46	50	38	34	51	64	40	57	47	28	49	66	93	43	60	34	31	6	36								
	100.0	100.0	100.0	100.0	100.0	100.0	100.0	100.0	100.0	100.0	100.0	100.0	100.0	100.0	100.0	100.0	100.0	100.0	100.0	100.0								
CONCERNED [NET]	193	25	26	25	24	35	46	24	27	36	14	35	46	51	25	38	26	22	4	27								
=====	63.7	54.3	52.0	65.8	70.6	68.6	71.9	60.0	47.4	76.6	50.0	71.4	69.7	54.8	58.1	63.3	76.5	71.0	66.7	75.0								
Extremely concerned	76	7	12	10	9	15	17	10	9	13	6	14	18	18	11	14	11	10	2	10								
	25.1	15.2	24.0	26.3	26.5	29.4	26.6	25.0	15.8	27.7	21.4	28.6	27.3	19.4	25.6	23.3	32.4	32.3	33.3	27.8								
Somewhat concerned	117	18	14	15	15	20	29	14	18	23	8	21	28	33	14	24	15	12	2	17								
	38.6	39.1	28.0	39.5	44.1	39.2	45.3	35.0	31.6	48.9	28.6	42.9	42.4	35.5	32.6	40.0	44.1	38.7	33.3	47.2								
NOT CONCERNED [NET]	107	20	24	13	10	16	16	16	29	11	14	13	19	42	17	21	8	9	2	8								
=====	35.3	43.5	48.0	34.2	29.4	31.4	25.0	40.0	50.9	23.4	50.0	26.5	28.8	45.2	39.5	35.0	23.5	29.0	33.3	22.2								
Not too concerned	57	7	13	5	5	12	11	7	13	7	4	13	10	21	10	11	2	6	2	5								
	18.8	15.2	26.0	13.2	14.7	23.5	17.2	17.5	22.8	14.9	14.3	26.5	15.2	22.6	23.3	18.3	5.9	19.4	33.3	13.9								
Not at all concerned	50	13	11	8	5	4	5	9	16	4	10	-	9	21	7	10	6	3	-	3								
	16.5	28.3	22.0	21.1	14.7	7.8	7.8	22.5	28.1	8.5	35.7		13.6	22.6	16.3	16.7	17.6	9.7		8.3								
Unsure	2	1	-	-	-	-	1	-	1	-	-	-	1	-	1	-	-	-	-	1								
	0.7	2.2					1.6		1.8				1.5		2.3					2.8								
Refused	1	-	-	-	-	-	1	-	-	-	-	1	-	-	-	1	-	-	-	-								
	0.3						1.6					2.0				1.7												



City of Encinitas Likely Voter Survey

9. How concerned are you about the availability of housing that is priced between \$400,000 and \$700,000 or in the rental range of between \$1,500 and \$3,500 per month, within reach of most working families, young professionals and new home buyers in Encinitas in the years to come? Would you say that you are extremely concerned, somewhat concerned, not too concerned or not at all concerned?

Base: Total Sample

	TYPE OF VOTER																											
	PERM- ANENT VOTE BY MAIL				PRE- VOTE BY MAIL				REGISTRATION DATE					GEOGRAPHIC				ETHNICITY				LANGUAGE		PHONE TYPE		INITIAL BALLOT TEST		
	TOTAL	MAIL	MAIL	ELEC DAY	<1 YEAR	<5 YEARS	<10 YEARS	<20 YEARS	20+ YEARS	92007	92024	LA-TINO	WHITE	BLACK	ASIAN	OTHER	ENGL-ISH	SPAN-ISH	LAND LINE	CELL	YES	NO	UNSURE /REF					
	-----	-----	-----	-----	-----	-----	-----	-----	-----	-----	-----	-----	-----	-----	-----	-----	-----	-----	-----	-----	-----	-----	-----					
Total	303	192	20	76	63	48	67	73	52	54	249	23	253	1	5	9	299	4	145	158	172	109	22					
	100.0	100.0	100.0	100.0	100.0	100.0	100.0	100.0	100.0	100.0	100.0	100.0	100.0	100.0	100.0	100.0	100.0	100.0	100.0	100.0	100.0	100.0	100.0					
CONCERNED [NET]	193	119	11	51	44	31	44	42	32	34	159	21	160	-	4	3	189	4	84	109	134	44	15					
=====	63.7	62.0	55.0	67.1	69.8	64.6	65.7	57.5	61.5	63.0	63.9	91.3	63.2	80.0	33.3	63.2	100.0	57.9	69.0	77.9	40.4	68.2						
Extremely concerned	76	48	5	20	18	12	19	13	14	12	64	9	61	-	2	2	73	3	31	45	57	17	2					
	25.1	25.0	25.0	26.3	28.6	25.0	28.4	17.8	26.9	22.2	25.7	39.1	24.1	40.0	22.2	24.4	75.0	21.4	28.5	33.1	15.6	9.1						
Somewhat concerned	117	71	6	31	26	19	25	29	18	22	95	12	99	-	2	1	116	1	53	64	77	27	13					
	38.6	37.0	30.0	40.8	41.3	39.6	37.3	39.7	34.6	40.7	38.2	52.2	39.1	40.0	11.1	38.8	25.0	36.6	40.5	44.8	24.8	59.1						
NOT CONCERNED [NET]	107	71	9	24	17	17	22	31	20	19	88	2	90	1	1	6	107	-	61	46	36	64	7					
=====	35.3	37.0	45.0	31.6	27.0	35.4	32.8	42.5	38.5	35.2	35.3	8.7	35.6	100.0	20.0	66.7	35.8	42.1	29.1	20.9	58.7	31.8						
Not too concerned	57	37	5	13	10	7	10	20	10	7	50	1	50	-	1	3	57	-	29	28	26	27	4					
	18.8	19.3	25.0	17.1	15.9	14.6	14.9	27.4	19.2	13.0	20.1	4.3	19.8	20.0	33.3	19.1	19.1	20.0	17.7	15.1	24.8	18.2						
Not at all concerned	50	34	4	11	7	10	12	11	10	12	38	1	40	1	-	3	50	-	32	18	10	37	3					
	16.5	17.7	20.0	14.5	11.1	20.8	17.9	15.1	19.2	22.2	15.3	4.3	15.8	100.0	33.3	16.7	16.7	22.1	11.4	5.8	33.9	13.6						
Unsure	2	2	-	-	1	-	1	-	-	-	2	-	2	-	-	-	2	-	-	2	1	1	-					
	0.7	1.0			1.6		1.5				0.8		0.8				0.7			1.3	0.6	0.9						
Refused	1	-	-	1	1	-	-	-	-	1	-	-	1	-	-	-	1	-	-	1	1	-	-					
	0.3			1.3	1.6					1.9			0.4				0.3			0.6	0.6							

City of Encinitas Likely Voter Survey

10. Is there any particular group of people that you think are being left out or left behind because of a lack of housing or because the cost of housing in Encinitas is too high for them right now?

Base: Total Sample

	GENDER			HOUSEHOLD PARTY						BORN IN US			GENDER/AGE							
	=====			=====			=====			=====			=====				=====			
	TOTAL	MALE	FE-MALE	REP.	DEM.	DTS	PURE REP. HH	PURE DEM. HH	MIXED PARTY HH	US BORN	FOR EIGN BORN	UN KNOWN	18-34	35-54	55-64	65+	MEN 18-54	55+	WOMEN 18-54	55+
Total	303	145	154	97	115	75	80	92	67	272	19	12	50	98	69	86	78	67	67	87
	100.0	100.0	100.0	100.0	100.0	100.0	100.0	100.0	100.0	100.0	100.0	100.0	100.0	100.0	100.0	100.0	100.0	100.0	100.0	100.0
Low/No income families	62	29	33	18	25	14	13	19	19	55	3	4	11	20	13	18	15	14	16	17
	20.5	20.0	21.4	18.6	21.7	18.7	16.2	20.7	28.4	20.2	15.8	33.3	22.0	20.4	18.8	20.9	19.2	20.9	23.9	19.5
Young families/People	53	23	30	17	19	14	16	14	13	51	2	-	12	18	9	14	13	10	17	13
	17.5	15.9	19.5	17.5	16.5	18.7	20.0	15.2	19.4	18.8	10.5	-	24.0	18.4	13.0	16.3	16.7	14.9	25.4	14.9
Middle class/Working families	27	12	15	3	19	4	2	15	7	24	-	3	5	13	6	3	9	3	9	6
	8.9	8.3	9.7	3.1	16.5	5.3	2.5	16.3	10.4	8.8	-	25.0	10.0	13.3	8.7	3.5	11.5	4.5	13.4	6.9
Young professionals	24	12	12	4	11	7	3	8	7	22	2	-	10	6	6	2	10	2	6	6
	7.9	8.3	7.8	4.1	9.6	9.3	3.8	8.7	10.4	8.1	10.5	-	20.0	6.1	8.7	2.3	12.8	3.0	9.0	6.9
Seniors	20	6	14	7	8	5	6	6	3	20	-	-	3	4	5	8	4	2	3	11
	6.6	4.1	9.1	7.2	7.0	6.7	7.5	6.5	4.5	7.4	-	-	6.0	4.1	7.2	9.3	5.1	3.0	4.5	12.6
Housing is unaffordable (general)	12	9	3	5	3	3	4	2	2	10	1	1	2	3	4	3	5	4	-	3
	4.0	6.2	1.9	5.2	2.6	4.0	5.0	2.2	3.0	3.7	5.3	8.3	4.0	3.1	5.8	3.5	6.4	6.0	-	3.4
Minorities	11	5	6	2	5	2	1	3	3	10	1	-	4	4	2	1	3	2	5	1
	3.6	3.4	3.9	2.1	4.3	2.7	1.2	3.3	4.5	3.7	5.3	-	8.0	4.1	2.9	1.2	3.8	3.0	7.5	1.1
Those than can afford it	8	2	6	2	1	4	2	1	1	5	3	-	-	1	2	5	-	2	1	5
	2.6	1.4	3.9	2.1	0.9	5.3	2.5	1.1	1.5	1.8	15.8	-	-	1.0	2.9	5.8	-	3.0	1.5	5.7
First time buyers	5	2	3	2	1	2	2	1	-	5	-	-	1	2	1	1	1	1	2	1
	1.7	1.4	1.9	2.1	0.9	2.7	2.5	1.1	-	1.8	-	-	2.0	2.0	1.4	1.2	1.3	1.5	3.0	1.1
Veterans	3	1	2	2	-	1	2	-	-	3	-	-	-	-	2	1	-	1	-	2
	1.0	0.7	1.3	2.1	-	1.3	2.5	-	-	1.1	-	-	-	-	2.9	1.2	-	1.5	-	2.3

City of Encinitas Likely Voter Survey

10. Is there any particular group of people that you think are being left out or left behind because of a lack of housing or because the cost of housing in Encinitas is too high for them right now?

Base: Total Sample

	GENDER			PARTY			HOUSEHOLD PARTY			BORN IN US			AGE				GENDER/AGE			
	TOTAL	FE-		REP.	DEM.	DTS	PURE REP. HH	PURE DEM. HH	MIXED PARTY HH	US BORN	FOR EIGN BORN	UN KNOWN	18-34	35-54	55-64	65+	MEN		WOMEN	
		MALE	MALE														18-54	55+	18-54	55+
Nothing/No	70 23.1	40 27.6	26 16.9	27 27.8	22 19.1	20 26.7	22 27.5	21 22.8	12 17.9	62 22.8	4 21.1	4 33.3	8 16.0	26 26.5	13 18.8	23 26.7	21 26.9	19 28.4	10 14.9	16 18.4
Other	27 8.9	9 6.2	18 11.7	11 11.3	10 8.7	3 4.0	9 11.2	7 7.6	6 9.0	27 9.9	-	-	1 2.0	11 11.2	8 11.6	7 8.1	5 6.4	4 6.0	7 10.4	11 12.6
Don't know/Refused	18 5.9	9 6.2	9 5.8	4 4.1	10 8.7	3 4.0	4 5.0	9 9.8	2 3.0	13 4.8	3 15.8	2 16.7	3 6.0	2 2.0	5 7.2	8 9.3	2 2.6	7 10.4	3 4.5	6 6.9

City of Encinitas Likely Voter Survey

10. Is there any particular group of people that you think are being left out or left behind because of a lack of housing or because the cost of housing in Encinitas is too high for them right now?

Base: Total Sample

	PARTY/GENDER														PARTY/AGE						VOTE PROPENSITY					
	GOP		DTS		DEM		GOP		DTS		DEM		5/5	4/5	3/5	2/5	1/5	100% NOT HAD CHANC	NEW REGIS TRANT							
	MEN	WOMEN	MEN	WOMEN	MEN	WOMEN	18-54	55+	18-54	55+	18-54	55+														
	TOTAL																									
Total	303	46	50	38	34	51	64	40	57	47	28	49	66	93	43	60	34	31	6	36						
	100.0	100.0	100.0	100.0	100.0	100.0	100.0	100.0	100.0	100.0	100.0	100.0	100.0	100.0	100.0	100.0	100.0	100.0	100.0	100.0						
Low/No income families	62	7	11	8	6	10	15	9	9	8	6	10	15	23	7	10	9	5	4	4						
	20.5	15.2	22.0	21.1	17.6	19.6	23.4	22.5	15.8	17.0	21.4	20.4	22.7	24.7	16.3	16.7	26.5	16.1	66.7	11.1						
Young families/People	53	8	9	7	7	8	11	10	7	9	5	10	9	12	7	12	12	5	-	5						
	17.5	17.4	18.0	18.4	20.6	15.7	17.2	25.0	12.3	19.1	17.9	20.4	13.6	12.9	16.3	20.0	35.3	16.1	-	13.9						
Middle class/Working families	27	1	2	2	2	8	11	1	2	4	-	12	7	4	4	8	2	4	-	5						
	8.9	2.2	4.0	5.3	5.9	15.7	17.2	2.5	3.5	8.5	-	24.5	10.6	4.3	9.3	13.3	5.9	12.9	-	13.9						
Young professionals	24	1	3	5	2	5	6	3	1	6	1	5	6	6	3	3	2	3	-	7						
	7.9	2.2	6.0	13.2	5.9	9.8	9.4	7.5	1.8	12.8	3.6	10.2	9.1	6.5	7.0	5.0	5.9	9.7	-	19.4						
Seniors	20	3	4	1	4	2	6	1	6	3	2	3	5	6	5	2	2	2	1	2						
	6.6	6.5	8.0	2.6	11.8	3.9	9.4	2.5	10.5	6.4	7.1	6.1	7.6	6.5	11.6	3.3	5.9	6.5	16.7	5.6						
Housing is unaffordable (general)	12	3	2	3	-	2	1	1	4	2	1	1	2	4	4	1	-	1	-	2						
	4.0	6.5	4.0	7.9	-	3.9	1.6	2.5	7.0	4.3	3.6	2.0	3.0	4.3	9.3	1.7	-	3.2	-	5.6						
Minorities	11	1	1	1	1	1	4	-	2	2	-	5	-	3	1	1	1	2	-	3						
	3.6	2.2	2.0	2.6	2.9	2.0	6.2	-	3.5	4.3	-	10.2	-	3.2	2.3	1.7	2.9	6.5	-	8.3						
Those than can afford it	8	-	2	1	3	1	-	1	1	-	4	-	1	4	2	2	-	-	-	-						
	2.6	-	4.0	2.6	8.8	2.0	-	2.5	1.8	-	14.3	-	1.5	4.3	4.7	3.3	-	-	-	-						
First time buyers	5	2	-	-	2	-	1	1	1	1	1	1	-	1	-	1	1	-	-	2						
	1.7	4.3	-	-	5.9	-	1.6	2.5	1.8	2.1	3.6	2.0	-	1.1	-	1.7	2.9	-	-	5.6						
Veterans	3	-	2	1	-	-	-	-	2	-	1	-	-	1	-	1	-	-	-	1						
	1.0	-	4.0	2.6	-	-	-	-	3.5	-	3.6	-	-	1.1	-	1.7	-	-	-	2.8						

City of Encinitas Likely Voter Survey

10. Is there any particular group of people that you think are being left out or left behind because of a lack of housing or because the cost of housing in Encinitas is too high for them right now?

Base: Total Sample

	PARTY/GENDER							PARTY/AGE						VOTE PROPENSITY					100% NOT HAD CHANC	NEW REGIS TRANT
	GOP		DTS		DEM		GOP		DTS		DEM		5/5	4/5	3/5	2/5	1/5			
	TOTAL	MEN	WOMEN	MEN	WOMEN	MEN	WOMEN	18-54	55+	18-54	55+	18-54						55+		
Nothing/No	70 23.1	14 30.4	12 24.0	9 23.7	8 23.5	16 31.4	6 9.4	10 25.0	17 29.8	14 29.8	6 21.4	9 18.4	13 19.7	24 25.8	10 23.3	14 23.3	6 17.6	7 22.6	1 16.7	8 22.2
Other	27 8.9	6 13.0	5 10.0	1 2.6	2 5.9	1 2.0	9 14.1	6 15.0	5 8.8	1 2.1	2 7.1	3 6.1	7 10.6	7 7.5	4 9.3	7 11.7	3 8.8	3 9.7	-	3 8.3
Don't know/Refused	18 5.9	2 4.3	2 4.0	2 5.3	1 2.9	4 7.8	6 9.4	-	4 7.0	2 4.3	1 3.6	2 4.1	8 12.1	6 6.5	2 4.7	4 6.7	1 2.9	2 6.5	-	3 8.3



City of Encinitas Likely Voter Survey

10. Is there any particular group of people that you think are being left out or left behind because of a lack of housing or because the cost of housing in Encinitas is too high for them right now?

Base: Total Sample

	TYPE OF VOTER																							
	PERMANENT			PREVIOUS			REGISTRATION DATE					GEOGRAPHIC		ETHNICITY				LANGUAGE		PHONE TYPE		INITIAL BALLOT TEST		
	TOTAL	BY MAIL	BY MAIL	ELECTION DAY	<1 YEAR	<5 YEARS	<10 YEARS	<20 YEARS	20+ YEARS	92007	92024	LA-TINO	WHITE	BLACK	ASIAN	OTHER	ENGLISH	SPANISH	LAND LINE	CELL	YES	NO	UNSURE/REF	
Total	303	192	20	76	63	48	67	73	52	54	249	23	253	1	5	9	299	4	145	158	172	109	22	
	100.0	100.0	100.0	100.0	100.0	100.0	100.0	100.0	100.0	100.0	100.0	100.0	100.0	100.0	100.0	100.0	100.0	100.0	100.0	100.0	100.0	100.0	100.0	
Low/No income families	62	34	4	19	10	12	16	18	6	6	56	7	50	-	1	2	61	1	31	31	40	18	4	
	20.5	17.7	20.0	25.0	15.9	25.0	23.9	24.7	11.5	11.1	22.5	30.4	19.8		20.0	22.2	20.4	25.0	21.4	19.6	23.3	16.5	18.2	
Young families/People	53	26	5	21	9	7	13	14	10	10	43	7	43	-	1	1	49	4	30	23	37	14	2	
	17.5	13.5	25.0	27.6	14.3	14.6	19.4	19.2	19.2	18.5	17.3	30.4	17.0		20.0	11.1	16.4	100.0	20.7	14.6	21.5	12.8	9.1	
Middle class/Working families	27	17	3	5	10	2	6	7	2	5	22	1	25	-	-	-	27	-	9	18	19	5	3	
	8.9	8.9	15.0	6.6	15.9	4.2	9.0	9.6	3.8	9.3	8.8	4.3	9.9				9.0		6.2	11.4	11.0	4.6	13.6	
Young professionals	24	18	-	2	10	4	3	4	3	5	19	1	21	-	-	2	24	-	6	18	21	3	-	
	7.9	9.4		2.6	15.9	8.3	4.5	5.5	5.8	9.3	7.6	4.3	8.3			22.2	8.0		4.1	11.4	12.2	2.8		
Seniors	20	14	1	5	2	4	2	7	5	4	16	-	18	-	1	1	20	-	12	8	13	7	-	
	6.6	7.3	5.0	6.6	3.2	8.3	3.0	9.6	9.6	7.4	6.4		7.1		20.0	11.1	6.7		8.3	5.1	7.6	6.4		
Housing is unaffordable(general)	12	7	-	5	2	2	1	5	2	4	8	1	9	-	1	1	12	-	5	7	9	2	1	
	4.0	3.6		6.6	3.2	4.2	1.5	6.8	3.8	7.4	3.2	4.3	3.6		20.0	11.1	4.0		3.4	4.4	5.2	1.8	4.5	
Minorities	11	10	-	-	5	2	2	2	-	3	8	2	8	-	-	1	11	-	1	10	7	4	-	
	3.6	5.2			7.9	4.2	3.0	2.7		5.6	3.2	8.7	3.2			11.1	3.7		0.7	6.3	4.1	3.7		
Those than can afford it	8	6	1	1	-	3	4	-	1	1	7	1	6	1	-	-	8	-	5	3	3	5	-	
	2.6	3.1	5.0	1.3		6.2	6.0		1.9	1.9	2.8	4.3	2.4	100.0			2.7		3.4	1.9	1.7	4.6		
First time buyers	5	4	-	1	2	1	-	1	1	1	4	-	5	-	-	-	5	-	2	3	4	1	-	
	1.7	2.1		1.3	3.2	2.1		1.4	1.9	1.9	1.6		2.0				1.7		1.4	1.9	2.3	0.9		
Veterans	3	3	-	-	1	-	1	-	1	1	2	-	3	-	-	-	3	-	-	3	2	1	-	
	1.0	1.6			1.6		1.5		1.9	1.9	0.8		1.2				1.0			1.9	1.2	0.9		

City of Encinitas Likely Voter Survey

10. Is there any particular group of people that you think are being left out or left behind because of a lack of housing or because the cost of housing in Encinitas is too high for them right now?

Base: Total Sample

	TYPE OF VOTER										GEOGRAPHIC					ETHNICITY				LANGUAGE		PHONE TYPE		INITIAL BALLOT TEST		
	PERMANENT			PREVIOUS			REGISTRATION DATE					92007		92024			ENGLISH		SPANISH		LAND		UNSURE			
	BY MAIL	BY MAIL	ELECTION DAY	<1 YEAR	<5 YEARS	<10 YEARS	<20 YEARS	20+ YEARS	92007	92024	TINO	WHITE	BLACK	ASIAN	OTHER	ISH	ISH	LINE	CELL	YES	NO	/REF				
	TOTAL	MAIL	MAIL	DAY	YEAR	YEARS	YEARS	YEARS	YEARS	92007	92024	TINO	WHITE	BLACK	ASIAN	OTHER	ISH	ISH	LINE	CELL	YES	NO	/REF			
Nothing/No	70	47	6	14	15	10	14	16	15	11	59	3	60	-	1	2	70	-	36	34	26	37	7			
	23.1	24.5	30.0	18.4	23.8	20.8	20.9	21.9	28.8	20.4	23.7	13.0	23.7	-	20.0	22.2	23.4	-	24.8	21.5	15.1	33.9	31.8			
Other	27	17	2	7	7	2	9	5	4	4	23	1	22	-	-	1	27	-	14	13	15	10	2			
	8.9	8.9	10.0	9.2	11.1	4.2	13.4	6.8	7.7	7.4	9.2	4.3	8.7	-	-	11.1	9.0	-	9.7	8.2	8.7	9.2	9.1			
Don't know/Refused	18	14	2	2	4	4	3	2	5	2	16	-	16	-	-	1	18	-	9	9	8	7	3			
	5.9	7.3	10.0	2.6	6.3	8.3	4.5	2.7	9.6	3.7	6.4	-	6.3	-	-	11.1	6.0	-	6.2	5.7	4.7	6.4	13.6			

City of Encinitas Likely Voter Survey

11. Is there a certain type of buyer that you feel should be given the highest priority when considering new development in the City of Encinitas?

Base: Total Sample

	GENDER			HOUSEHOLD PARTY						BORN IN US			AGE								GENDER/AGE			
	FE-		PRTY	REP.	DEM.	DTS	PURE REP. HH	PURE DEM. HH	MIXED PARTY HH	US BORN	EIGN BORN	UN KNOWN	AGE				MEN		WOMEN					
	MALE	MALE											18-34	35-54	55-64	65+	18-54	55+	18-54	55+				
Total	303	145	154	97	115	75	80	92	67	272	19	12	50	98	69	86	78	67	67	87				
	100.0	100.0	100.0	100.0	100.0	100.0	100.0	100.0	100.0	100.0	100.0	100.0	100.0	100.0	100.0	100.0	100.0	100.0	100.0	100.0				
Young families	57	28	29	22	15	17	16	11	14	52	4	1	8	28	13	8	18	10	18	11				
	18.8	19.3	18.8	22.7	13.0	22.7	20.0	12.0	20.9	19.1	21.1	8.3	16.0	28.6	18.8	9.3	23.1	14.9	26.9	12.6				
First time home buyers	35	14	21	13	16	5	11	14	7	30	4	1	7	12	10	6	10	4	9	12				
	11.6	9.7	13.6	13.4	13.9	6.7	13.8	15.2	10.4	11.0	21.1	8.3	14.0	12.2	14.5	7.0	12.8	6.0	13.4	13.8				
Veterans	21	9	12	6	7	6	5	5	6	21	-	-	2	6	8	5	4	5	4	8				
	6.9	6.2	7.8	6.2	6.1	8.0	6.2	5.4	9.0	7.7	-	-	4.0	6.1	11.6	5.8	5.1	7.5	6.0	9.2				
Seniors	21	10	11	8	8	4	7	5	5	20	1	-	1	3	4	13	3	7	1	10				
	6.9	6.9	7.1	8.2	7.0	5.3	8.8	5.4	7.5	7.4	5.3	-	2.0	3.1	5.8	15.1	3.8	10.4	1.5	11.5				
Young professionals	19	10	8	6	5	5	4	5	4	16	2	1	5	9	1	4	7	3	6	2				
	6.3	6.9	5.2	6.2	4.3	6.7	5.0	5.4	6.0	5.9	10.5	8.3	10.0	9.2	1.4	4.7	9.0	4.5	9.0	2.3				
Those who work and live within the City	19	9	10	3	12	4	3	10	2	17	1	1	3	2	7	7	2	7	3	7				
	6.3	6.2	6.5	3.1	10.4	5.3	3.8	10.9	3.0	6.2	5.3	8.3	6.0	2.0	10.1	8.1	2.6	10.4	4.5	8.0				
Those who have to commute to work in Encinitas by public transport	15	9	6	2	10	3	2	6	6	12	2	1	5	4	1	5	5	4	4	2				
	5.0	6.2	3.9	2.1	8.7	4.0	2.5	6.5	9.0	4.4	10.5	8.3	10.0	4.1	1.4	5.8	6.4	6.0	6.0	2.3				
Single parent households	11	2	7	5	4	2	5	1	3	10	1	-	2	4	3	2	-	2	4	3				
	3.6	1.4	4.5	5.2	3.5	2.7	6.2	1.1	4.5	3.7	5.3	-	4.0	4.1	4.3	2.3	-	3.0	6.0	3.4				
College students	9	3	6	4	1	4	4	1	1	8	-	1	4	2	3	-	3	-	3	3				
	3.0	2.1	3.9	4.1	0.9	5.3	5.0	1.1	1.5	2.9	-	8.3	8.0	2.0	4.3	-	3.8	-	4.5	3.4				
Disabled residents	4	3	1	-	1	3	-	1	1	3	-	1	-	2	-	2	2	1	-	1				
	1.3	2.1	0.6	-	0.9	4.0	-	1.1	1.5	1.1	-	8.3	-	2.0	-	2.3	2.6	1.5	-	1.1				

City of Encinitas Likely Voter Survey

11. Is there a certain type of buyer that you feel should be given the highest priority when considering new development in the City of Encinitas?

Base: Total Sample

	GENDER			HOUSEHOLD PARTY						BORN IN US			GENDER/AGE							
	=====			PARTY			PURE	PURE	MIXED	=====			AGE				MEN		WOMEN	
	TOTAL	MALE	FE-MALE	REP.	DEM.	DTS	REP. HH	DEM. HH	MIXED HH	US BORN	FOR BORN	UN KNOWN	18-34	35-54	55-64	65+	18-54	55+	18-54	55+
	-----	-----	-----	-----	-----	-----	-----	-----	-----	-----	-----	-----	-----	-----	-----	-----	-----	-----	-----	-----
Families that are downsizing their homes	3	-	3	1	1	1	1	1	-	2	-	1	1	-	2	-	-	-	1	2
	1.0		1.9	1.0	0.9	1.3	1.2	1.1		0.7		8.3	2.0		2.9				1.5	2.3
Small business owners	2	1	1	-	1	1	-	1	-	2	-	-	-	1	-	1	-	1	1	-
	0.7	0.7	0.6		0.9	1.3		1.1		0.7				1.0		1.2		1.5	1.5	
Someone else:	36	18	17	12	11	11	10	11	7	31	2	3	4	11	6	15	9	9	6	11
	11.9	12.4	11.0	12.4	9.6	14.7	12.5	12.0	10.4	11.4	10.5	25.0	8.0	11.2	8.7	17.4	11.5	13.4	9.0	12.6
Unsure	30	17	13	8	13	7	7	11	7	29	1	-	7	8	6	9	9	8	6	7
	9.9	11.7	8.4	8.2	11.3	9.3	8.8	12.0	10.4	10.7	5.3		14.0	8.2	8.7	10.5	11.5	11.9	9.0	8.0
Refused	21	12	9	7	10	2	5	9	4	19	1	1	1	6	5	9	6	6	1	8
	6.9	8.3	5.8	7.2	8.7	2.7	6.2	9.8	6.0	7.0	5.3	8.3	2.0	6.1	7.2	10.5	7.7	9.0	1.5	9.2

City of Encinitas Likely Voter Survey

11. Is there a certain type of buyer that you feel should be given the highest priority when considering new development in the City of Encinitas?

Base: Total Sample

	PARTY/GENDER						PARTY/AGE						VOTE PROPENSITY						100% NOT HAD CHANC	NEW REGIS TRAN
	GOP		DTS		DEM		GOP		DTS		DEM		5/5	4/5	3/5	2/5	1/5			
	TOTAL	MEN	WOMEN	MEN	WOMEN	MEN	WOMEN	18-54	55+	18-54	55+	18-54						55+		
Total	303	46	50	38	34	51	64	40	57	47	28	49	66	93	43	60	34	31	6	36
	100.0	100.0	100.0	100.0	100.0	100.0	100.0	100.0	100.0	100.0	100.0	100.0	100.0	100.0	100.0	100.0	100.0	100.0	100.0	100.0
Young families	57	11	11	7	10	8	7	14	8	13	4	6	9	12	6	12	11	9	1	6
	18.8	23.9	22.0	18.4	29.4	15.7	10.9	35.0	14.0	27.7	14.3	12.2	13.6	12.9	14.0	20.0	32.4	29.0	16.7	16.7
First time home buyers	35	5	8	1	4	7	9	7	6	2	3	9	7	10	5	10	3	2	-	5
	11.6	10.9	16.0	2.6	11.8	13.7	14.1	17.5	10.5	4.3	10.7	18.4	10.6	10.8	11.6	16.7	8.8	6.5	-	13.9
Veterans	21	3	3	4	2	1	6	2	4	3	3	2	5	7	2	3	4	3	-	2
	6.9	6.5	6.0	10.5	5.9	2.0	9.4	5.0	7.0	6.4	10.7	4.1	7.6	7.5	4.7	5.0	11.8	9.7	-	5.6
Seniors	21	6	2	1	3	3	5	2	6	-	4	2	6	8	5	4	1	-	1	2
	6.9	13.0	4.0	2.6	8.8	5.9	7.8	5.0	10.5	-	14.3	4.1	9.1	8.6	11.6	6.7	2.9	-	16.7	5.6
Young professionals	19	3	3	3	1	3	2	4	2	4	1	4	1	6	4	4	1	2	-	2
	6.3	6.5	6.0	7.9	2.9	5.9	3.1	10.0	3.5	8.5	3.6	8.2	1.5	6.5	9.3	6.7	2.9	6.5	-	5.6
Those who work and live within the City	19	2	1	1	3	6	6	-	3	3	1	2	10	8	2	2	2	1	-	4
	6.3	4.3	2.0	2.6	8.8	11.8	9.4	-	5.3	6.4	3.6	4.1	15.2	8.6	4.7	3.3	5.9	3.2	-	11.1
Those who have to commute to work in Encinitas by public transport	15	2	-	3	-	4	6	1	1	2	1	6	4	3	5	2	1	1	-	3
	5.0	4.3	-	7.9	-	7.8	9.4	2.5	1.8	4.3	3.6	12.2	6.1	3.2	11.6	3.3	2.9	3.2	-	8.3
Single parent households	11	1	4	-	-	1	3	2	3	2	-	2	2	5	2	-	-	2	-	2
	3.6	2.2	8.0	-	-	2.0	4.7	5.0	5.3	4.3	-	4.1	3.0	5.4	4.7	-	-	6.5	-	5.6
College students	9	1	3	2	2	-	1	2	2	3	1	1	-	-	-	5	2	2	-	-
	3.0	2.2	6.0	5.3	5.9	-	1.6	5.0	3.5	6.4	3.6	2.0	-	-	-	8.3	5.9	6.5	-	-
Disabled residents	4	-	-	2	1	1	-	-	-	2	1	-	1	-	-	3	-	1	-	-
	1.3	-	-	5.3	2.9	2.0	-	-	-	4.3	3.6	-	1.5	-	-	5.0	-	3.2	-	-



City of Encinitas Likely Voter Survey

11. Is there a certain type of buyer that you feel should be given the highest priority when considering new development in the City of Encinitas?

Base: Total Sample

	PARTY/GENDER						PARTY/AGE						VOTE PROPENSITY					100% NOT HAD CHANC	NEW REGIS TRANT	
	GOP		DTS		DEM		GOP		DTS		DEM		5/5	4/5	3/5	2/5	1/5			
	TOTAL	MEN	WOMEN	MEN	WOMEN	MEN	WOMEN	18-54	55+	18-54	55+	18-54								55+
Families that are downsizing their homes	3	-	1	-	1	-	1	-	1	1	-	-	1	1	-	-	-	1	-	1
	1.0		2.0		2.9		1.6		1.8	2.1			1.5	1.1				3.2		2.8
Small business owners	2	-	-	-	1	1	-	-	-	1	-	-	1	1	-	1	-	-	-	-
	0.7				2.9	2.0				2.1			1.5	1.1		1.7				
Someone else:	36	6	5	6	5	5	6	3	9	6	5	4	7	11	3	7	7	4	2	2
	11.9	13.0	10.0	15.8	14.7	9.8	9.4	7.5	15.8	12.8	17.9	8.2	10.6	11.8	7.0	11.7	20.6	12.9	33.3	5.6
Unsure	30	4	4	6	1	5	8	2	6	4	3	8	5	12	6	3	1	3	2	3
	9.9	8.7	8.0	15.8	2.9	9.8	12.5	5.0	10.5	8.5	10.7	16.3	7.6	12.9	14.0	5.0	2.9	9.7	33.3	8.3
Refused	21	2	5	2	-	6	4	1	6	1	1	3	7	9	3	4	1	-	-	4
	6.9	4.3	10.0	5.3		11.8	6.2	2.5	10.5	2.1	3.6	6.1	10.6	9.7	7.0	6.7	2.9			11.1

City of Encinitas Likely Voter Survey

11. Is there a certain type of buyer that you feel should be given the highest priority when considering new development in the City of Encinitas?

Base: Total Sample

	TYPE OF VOTER																							
	PERMANENT VOTER				REGISTRATION DATE						GEOGRAPHIC		ETHNICITY					LANGUAGE		PHONE TYPE		INITIAL BALLOT TEST		
	BY MAIL	BY MAIL	ELEC TION	<1 YEAR	<5 YEARS	<10 YEARS	<20 YEARS	20+ YEARS	92007	92024	LA-TINO	WHITE	BLACK	ASIAN	OTHER	ENGLISH	SPANISH	LAND LINE	CELL	YES	NO	UNSURE/REF		
	TOTAL	MAIL	MAIL	DAY	<1 YEAR	<5 YEARS	<10 YEARS	<20 YEARS	20+ YEARS	92007	92024	LA-TINO	WHITE	BLACK	ASIAN	OTHER	ENGLISH	SPANISH	LAND LINE	CELL	YES	NO	UNSURE/REF	
Total	303	192	20	76	63	48	67	73	52	54	249	23	253	1	5	9	299	4	145	158	172	109	22	
	100.0	100.0	100.0	100.0	100.0	100.0	100.0	100.0	100.0	100.0	100.0	100.0	100.0	100.0	100.0	100.0	100.0	100.0	100.0	100.0	100.0	100.0	100.0	
Young families	57	34	1	20	11	8	15	15	8	12	45	10	44	-	1	1	55	2	25	32	36	18	3	
	18.8	17.7	5.0	26.3	17.5	16.7	22.4	20.5	15.4	22.2	18.1	43.5	17.4		20.0	11.1	18.4	50.0	17.2	20.3	20.9	16.5	13.6	
First time home buyers	35	21	3	10	8	4	11	8	4	3	32	2	31	-	-	2	34	1	17	18	24	8	3	
	11.6	10.9	15.0	13.2	12.7	8.3	16.4	11.0	7.7	5.6	12.9	8.7	12.3			22.2	11.4	25.0	11.7	11.4	14.0	7.3	13.6	
Veterans	21	15	1	4	4	4	7	5	1	2	19	-	19	-	-	-	21	-	8	13	8	12	1	
	6.9	7.8	5.0	5.3	6.3	8.3	10.4	6.8	1.9	3.7	7.6		7.5				7.0		5.5	8.2	4.7	11.0	4.5	
Seniors	21	17	2	2	2	5	5	4	5	4	17	-	20	1	-	-	21	-	11	10	13	7	1	
	6.9	8.9	10.0	2.6	3.2	10.4	7.5	5.5	9.6	7.4	6.8		7.9	100.0			7.0		7.6	6.3	7.6	6.4	4.5	
Young professionals	19	15	1	3	4	4	3	4	4	6	13	2	16	-	-	1	19	-	6	13	10	8	1	
	6.3	7.8	5.0	3.9	6.3	8.3	4.5	5.5	7.7	11.1	5.2	8.7	6.3			11.1	6.4		4.1	8.2	5.8	7.3	4.5	
Those who work and live within the City	19	13	1	2	4	2	3	4	6	3	16	1	15	-	1	1	19	-	11	8	13	4	2	
	6.3	6.8	5.0	2.6	6.3	4.2	4.5	5.5	11.5	5.6	6.4	4.3	5.9		20.0	11.1	6.4		7.6	5.1	7.6	3.7	9.1	
Those who have to commute to work in Encinitas by public transport	15	11	-	3	6	2	3	3	1	2	13	1	13	-	1	-	15	-	6	9	13	2	-	
	5.0	5.7		3.9	9.5	4.2	4.5	4.1	1.9	3.7	5.2	4.3	5.1		20.0		5.0		4.1	5.7	7.6	1.8		
Single parent households	11	6	-	3	4	1	1	2	3	4	7	-	11	-	-	-	11	-	4	7	8	2	1	
	3.6	3.1		3.9	6.3	2.1	1.5	2.7	5.8	7.4	2.8		4.3				3.7		2.8	4.4	4.7	1.8	4.5	
College students	9	-	-	9	-	2	3	4	-	-	9	1	8	-	-	-	8	1	7	2	7	1	1	
	3.0			11.8		4.2	4.5	5.5			3.6	4.3	3.2				2.7	25.0	4.8	1.3	4.1	0.9	4.5	

City of Encinitas Likely Voter Survey

11. Is there a certain type of buyer that you feel should be given the highest priority when considering new development in the City of Encinitas?

Base: Total Sample

	TYPE OF VOTER																						
	REGISTRATION DATE											ETHNICITY					LANGUAGE		PHONE TYPE		INITIAL BALLOT TEST		
	PERM- ANENT VOTE BY	PRE- VIUS VOTE BY	ELEC TION DAY	<1 YEAR	<5 YEARS	<10 YEARS	<20 YEARS	20+ YEARS	GEOGRAPHIC		LA- TINO	WHITE	BLACK	ASIAN	OTHER	ENGL- ISH	SPAN- ISH	LAND LINE	CELL	YES	NO	UNSURE /REF	
	TOTAL	MAIL	MAIL						92007	92024													
Disabled residents	4 1.3	3 1.6	-	1 1.3	-	1 2.1	-	3 4.1	-	1 1.9	3 1.2	-	3 1.2	-	-	-	4 1.3	-	1 0.7	3 1.9	4 2.3	-	-
Families that are downsizing their homes	3 1.0	3 1.6	-	-	2 3.2	1 2.1	-	-	-	-	3 1.2	-	3 1.2	-	-	-	3 1.0	-	-	3 1.9	3 1.7	-	-
Small business owners	2 0.7	1 0.5	-	1 1.3	-	-	-	1 1.4	1 1.9	-	2 0.8	-	2 0.8	-	-	-	2 0.7	-	1 0.7	1 0.6	2 1.2	-	-
Someone else:	36 11.9	22 11.5	7 35.0	5 6.6	7 11.1	7 14.6	6 9.0	9 12.3	7 13.5	7 13.0	29 11.6	2 8.7	27 10.7	-	2 40.0	3 33.3	36 12.0	-	20 13.8	16 10.1	13 7.6	19 17.4	4 18.2
Unsure	30 9.9	20 10.4	1 5.0	6 7.9	6 9.5	6 12.5	6 9.0	7 9.6	5 9.6	6 11.1	24 9.6	2 8.7	24 9.5	-	-	1 11.1	30 10.0	-	15 10.3	15 9.5	12 7.0	14 12.8	4 18.2
Refused	21 6.9	11 5.7	3 15.0	7 9.2	5 7.9	1 2.1	4 6.0	4 5.5	7 13.5	4 7.4	17 6.8	2 8.7	17 6.7	-	-	-	21 7.0	-	13 9.0	8 5.1	6 3.5	14 12.8	1 4.5

City of Encinitas Likely Voter Survey

12. Have you heard of the City's recent effort to update the Housing Element, called "At Home in Encinitas?"

Base: Total Sample

	GENDER			PARTY			HOUSEHOLD PARTY			BORN IN US			AGE				GENDER/AGE			
	MALE		FE-	REP.	DEM.	DTS	PURE	PURE	MIXED	US	FOR	UN					MEN		WOMEN	
	TOTAL	MALE	MALE	REP.	DEM.	DTS	REP.	DEM.	MIXED	BORN	BORN	KNOWN	18-34	35-54	55-64	65+	18-54	55+	18-54	55+
Total	303	145	154	97	115	75	80	92	67	272	19	12	50	98	69	86	78	67	67	87
	100.0	100.0	100.0	100.0	100.0	100.0	100.0	100.0	100.0	100.0	100.0	100.0	100.0	100.0	100.0	100.0	100.0	100.0	100.0	100.0
Yes	88	45	43	33	31	19	28	24	17	81	6	1	5	29	22	32	23	22	11	32
	29.0	31.0	27.9	34.0	27.0	25.3	35.0	26.1	25.4	29.8	31.6	8.3	10.0	29.6	31.9	37.2	29.5	32.8	16.4	36.8
No	206	98	104	59	82	54	47	66	50	182	13	11	45	67	44	50	54	44	55	49
	68.0	67.6	67.5	60.8	71.3	72.0	58.8	71.7	74.6	66.9	68.4	91.7	90.0	68.4	63.8	58.1	69.2	65.7	82.1	56.3
Unsure	9	2	7	5	2	2	5	2	-	9	-	-	-	2	3	4	1	1	1	6
	3.0	1.4	4.5	5.2	1.7	2.7	6.2	2.2	-	3.3	-	-	-	2.0	4.3	4.7	1.3	1.5	1.5	6.9
Refused	-	-	-	-	-	-	-	-	-	-	-	-	-	-	-	-	-	-	-	-

City of Encinitas Likely Voter Survey

12. Have you heard of the City's recent effort to update the Housing Element, called "At Home in Encinitas?"

Base: Total Sample

	PARTY/GENDER						PARTY/AGE						VOTE PROPENSITY					100% NOT HAD CHANC	NEW REGIS TRANT	
	GOP		DTS		DEM		GOP		DTS		DEM		5/5	4/5	3/5	2/5	1/5			
	TOTAL	MEN	WOMEN	MEN	WOMEN	MEN	WOMEN	18-54	55+	18-54	55+	18-54								55+
Total	303	46	50	38	34	51	64	40	57	47	28	49	66	93	43	60	34	31	6	36
	100.0	100.0	100.0	100.0	100.0	100.0	100.0	100.0	100.0	100.0	100.0	100.0	100.0	100.0	100.0	100.0	100.0	100.0	100.0	100.0
Yes	88	16	17	11	8	15	16	15	18	10	9	6	25	39	13	18	7	6	-	5
	29.0	34.8	34.0	28.9	23.5	29.4	25.0	37.5	31.6	21.3	32.1	12.2	37.9	41.9	30.2	30.0	20.6	19.4		13.9
No	206	29	29	27	24	35	47	23	36	37	17	43	39	51	28	40	26	25	6	30
	68.0	63.0	58.0	71.1	70.6	68.6	73.4	57.5	63.2	78.7	60.7	87.8	59.1	54.8	65.1	66.7	76.5	80.6	100.0	83.3
Unsure	9	1	4	-	2	1	1	2	3	-	2	-	2	3	2	2	1	-	-	1
	3.0	2.2	8.0		5.9	2.0	1.6	5.0	5.3		7.1		3.0	3.2	4.7	3.3	2.9			2.8
Refused	-	-	-	-	-	-	-	-	-	-	-	-	-	-	-	-	-	-	-	-

City of Encinitas Likely Voter Survey

12. Have you heard of the City's recent effort to update the Housing Element, called "At Home in Encinitas?"

Base: Total Sample

	TYPE OF VOTER																													
	PERM- ANENT VOTE BY MAIL					PRE- VIOUS VOTE BY MAIL					REGISTRATION DATE					GEOGRAPHIC				ETHNICITY				LANGUAGE		PHONE TYPE		INITIAL BALLOT TEST		
	TOTAL	MAIL	MAIL	DAY	<1 YEAR	<5 YEARS	<10 YEARS	<20 YEARS	20+ YEARS	92007	92024	LA-TINO	WHITE	BLACK	ASIAN	OTHER	ENGL-ISH	SPAN-ISH	LAND LINE	CELL	YES	NO	UNSURE/REF							
	100.0	100.0	100.0	100.0	100.0	100.0	100.0	100.0	100.0	100.0	100.0	100.0	100.0	100.0	100.0	100.0	100.0	100.0	100.0	100.0	100.0	100.0	100.0							
Total	303	192	20	76	63	48	67	73	52	54	249	23	253	1	5	9	299	4	145	158	172	109	22							
Yes	88	53	9	24	6	14	17	23	28	16	72	7	72	1	-	5	87	1	61	27	48	33	7							
No	206	137	9	47	56	34	48	47	21	37	169	16	172	-	5	4	203	3	77	129	121	71	14							
Unsure	9	2	2	5	1	-	2	3	3	1	8	-	9	-	-	-	9	-	7	2	3	5	1							
Refused	-	-	-	-	-	-	-	-	-	-	-	-	-	-	-	-	-	-	-	-	-	-	-							

City of Encinitas Likely Voter Survey

13. In your own words, please tell me what you know about the Housing Element update, called "At Home in Encinitas"?

Base: Heard of City's recent effort to update the Housing Element, called "At Home in Encinitas"

	GENDER		HOUSEHOLD PARTY						BORN IN US			GENDER/AGE								
	=====		=====						=====			=====								
	TOTAL	FE-	PARTY			PURE	PURE	MIXED	US	FOR	UN	AGE				MEN		WOMEN		
		MALE	MALE	REP.	DEM.	DTS	REP.	DEM.				PARTY	BORN	BORN	KNOWN	18-34	35-54	55-64	65+	18-54
-----	-----	-----	-----	-----	-----	-----	-----	-----	-----	-----	-----	-----	-----	-----	-----	-----	-----	-----	-----	-----
Total	88	45	43	33	31	19	28	24	17	81	6	1	5	29	22	32	23	22	11	32
	100.0	100.0	100.0	100.0	100.0	100.0	100.0	100.0	100.0	100.0	100.0	100.0	100.0	100.0	100.0	100.0	100.0	100.0	100.0	100.0
Provide more affordable housing/Development	36	16	20	12	12	9	10	8	8	34	2	-	4	13	10	9	11	5	6	14
	40.9	35.6	46.5	36.4	38.7	47.4	35.7	33.3	47.1	42.0	33.3	-	80.0	44.8	45.5	28.1	47.8	22.7	54.5	43.8
Complying with law/Requirements/Housing element	7	5	2	2	2	3	2	2	1	7	-	-	-	3	1	3	2	3	1	1
	8.0	11.1	4.7	6.1	6.5	15.8	7.1	8.3	5.9	8.6	-	-	-	10.3	4.5	9.4	8.7	13.6	9.1	3.1
Received some information (unspecified)	7	2	5	-	6	1	-	5	1	6	-	1	-	3	1	3	1	1	2	3
	8.0	4.4	11.6	-	19.4	5.3	-	20.8	5.9	7.4	-	100.0	-	10.3	4.5	9.4	4.3	4.5	18.2	9.4
Increases density	6	5	1	3	3	-	3	2	1	6	-	-	-	1	1	4	1	4	-	1
	6.8	11.1	2.3	9.1	9.7	-	10.7	8.3	5.9	7.4	-	-	-	3.4	4.5	12.5	4.3	18.2	-	3.1
Assessing housing situation	6	4	2	3	2	1	3	1	2	6	-	-	-	1	2	3	1	3	-	2
	6.8	8.9	4.7	9.1	6.5	5.3	10.7	4.2	11.8	7.4	-	-	-	3.4	9.1	9.4	4.3	13.6	-	6.2
Does harm/Negative opinion	5	3	2	1	2	-	1	2	1	4	1	-	1	1	2	1	2	1	-	2
	5.7	6.7	4.7	3.0	6.5	-	3.6	8.3	5.9	4.9	16.7	-	20.0	3.4	9.1	3.1	8.7	4.5	-	6.2
Need more information	4	3	1	1	1	1	-	1	2	3	1	-	-	1	1	2	1	2	-	1
	4.5	6.7	2.3	3.0	3.2	5.3	-	4.2	11.8	3.7	16.7	-	-	3.4	4.5	6.2	4.3	9.1	-	3.1
Housing for seniors	2	1	1	2	-	-	2	-	-	2	-	-	-	1	1	-	1	-	-	1
	2.3	2.2	2.3	6.1	-	-	7.1	-	-	2.5	-	-	-	3.4	4.5	-	4.3	-	-	3.1
Zoning update	2	-	2	1	-	1	1	-	-	2	-	-	-	1	1	-	-	-	1	1
	2.3	-	4.7	3.0	-	5.3	3.6	-	-	2.5	-	-	-	3.4	4.5	-	-	-	9.1	3.1
None	4	2	2	1	2	1	1	2	-	4	-	-	-	1	2	1	1	1	-	2
	4.5	4.4	4.7	3.0	6.5	5.3	3.6	8.3	-	4.9	-	-	-	3.4	9.1	3.1	4.3	4.5	-	6.2

City of Encinitas Likely Voter Survey

13. In your own words, please tell me what you know about the Housing Element update, called "At Home in Encinitas"?

Base: Heard of City's recent effort to update the Housing Element, called "At Home in Encinitas"

	GENDER			PARTY			HOUSEHOLD PARTY			BORN IN US			AGE				GENDER/AGE			
	MALE		FE-	REP.	DEM.	DTS	PURE REP.	PURE DEM.	MIXED PARTY	US BORN	FOR EIGN BORN	UN KNOWN	18-34	35-54	55-64	65+	MEN		WOMEN	
	TOTAL	MALE	MALE	REP.	DEM.	DTS	HH	HH	HH	BORN	BORN	KNOWN	18-34	35-54	55-64	65+	18-54	55+	18-54	55+
Other	7	4	3	4	1	2	3	1	1	6	1	-	-	3	-	4	2	2	1	2
	8.0	8.9	7.0	12.1	3.2	10.5	10.7	4.2	5.9	7.4	16.7			10.3		12.5	8.7	9.1	9.1	6.2
Don't know/Refused	6	2	4	5	1	-	4	1	1	5	1	-	-	1	1	4	1	1	-	4
	6.8	4.4	9.3	15.2	3.2		14.3	4.2	5.9	6.2	16.7			3.4	4.5	12.5	4.3	4.5		12.5

City of Encinitas Likely Voter Survey

13. In your own words, please tell me what you know about the Housing Element update, called "At Home in Encinitas"?

Base: Heard of City's recent effort to update the Housing Element, called "At Home in Encinitas"

	PARTY/GENDER						PARTY/AGE						VOTE PROPENSITY					100% NOT HAD CHANC	NEW REGIS TRANT	
	GOP		DTS		DEM		GOP		DTS		DEM		5/5	4/5	3/5	2/5	1/5			
	TOTAL	MEN	WOMEN	MEN	WOMEN	MEN	WOMEN	18-54	55+	18-54	55+	18-54								55+
	-----	-----	-----	-----	-----	-----	-----	-----	-----	-----	-----	-----	-----	-----	-----	-----	-----			-----
Total	88	16	17	11	8	15	16	15	18	10	9	6	25	39	13	18	7	6	-	5
	100.0	100.0	100.0	100.0	100.0	100.0	100.0	100.0	100.0	100.0	100.0	100.0	100.0	100.0	100.0	100.0	100.0	100.0		100.0
Provide more affordable housing/Development	36	4	8	5	4	6	6	7	5	6	3	3	9	10	4	11	4	3	-	4
	40.9	25.0	47.1	45.5	50.0	40.0	37.5	46.7	27.8	60.0	33.3	50.0	36.0	25.6	30.8	61.1	57.1	50.0		80.0
Complying with law/Requirements/Housing element	7	2	-	1	2	2	-	2	-	1	2	-	2	2	2	2	-	-	-	1
	8.0	12.5		9.1	25.0	13.3		13.3		10.0	22.2		8.0	5.1	15.4	11.1				20.0
Received some information (unspecified)	7	-	-	1	-	1	5	-	-	1	-	2	4	1	3	1	1	1	-	-
	8.0			9.1		6.7	31.2			10.0		33.3	16.0	2.6	23.1	5.6	14.3	16.7		
Increases density	6	2	1	-	-	3	-	1	2	-	-	-	3	3	1	2	-	-	-	-
	6.8	12.5	5.9			20.0		6.7	11.1				12.0	7.7	7.7	11.1				
Assessing housing situation	6	2	1	1	-	1	1	-	3	1	-	-	2	5	1	-	-	-	-	-
	6.8	12.5	5.9	9.1		6.7	6.2		16.7	10.0			8.0	12.8	7.7					
Does harm/Negative opinion	5	1	-	-	-	1	1	1	-	-	-	-	2	3	1	-	-	1	-	-
	5.7	6.2				6.7	6.2	6.7					8.0	7.7	7.7			16.7		
Need more information	4	1	-	-	1	1	-	-	1	-	1	-	1	2	1	1	-	-	-	-
	4.5	6.2			12.5	6.7			5.6		11.1		4.0	5.1	7.7	5.6				
Housing for seniors	2	1	1	-	-	-	-	1	1	-	-	-	-	-	1	1	-	-	-	-
	2.3	6.2	5.9					6.7	5.6						7.7	5.6				
Zoning update	2	-	1	-	1	-	-	1	-	-	1	-	-	1	-	-	1	-	-	-
	2.3		5.9		12.5			6.7			11.1			2.6			14.3			
None	4	-	1	1	-	1	1	-	1	-	1	1	1	3	1	-	-	-	-	-
	4.5		5.9	9.1		6.7	6.2		5.6		11.1	16.7	4.0	7.7	7.7					

City of Encinitas Likely Voter Survey

13. In your own words, please tell me what you know about the Housing Element update, called "At Home in Encinitas"?

Base: Heard of City's recent effort to update the Housing Element, called "At Home in Encinitas"

	PARTY/GENDER							PARTY/AGE						VOTE PROPENSITY						100% NOT HAD CHANC	NEW REGIS TRAN
	GOP		DTS		DEM		GOP		DTS		DEM		5/5	4/5	3/5	2/5	1/5				
	TOTAL	MEN	WOMEN	MEN	WOMEN	MEN	WOMEN	18-54	55+	18-54	55+	18-54	55+								
Other	7	2	2	2	-	-	1	2	2	1	1	-	1	3	-	2	1	1	-	-	
	8.0	12.5	11.8	18.2			6.2	13.3	11.1	10.0	11.1		4.0	7.7		11.1	14.3	16.7			
Don't know/Refused	6	2	3	-	-	-	1	1	4	-	-	-	1	6	-	-	-	-	-	-	
	6.8	12.5	17.6				6.2	6.7	22.2				4.0	15.4							



City of Encinitas Likely Voter Survey

13. In your own words, please tell me what you know about the Housing Element update, called "At Home in Encinitas"?

Base: Heard of City's recent effort to update the Housing Element, called "At Home in Encinitas"

	TYPE OF VOTER																										
	PERM- ANENT VOTE BY MAIL				PRE- VIOUS VOTE BY MAIL				REGISTRATION DATE					GEOGRAPHIC		ETHNICITY					LANGUAGE		PHONE TYPE		INITIAL BALLOT TEST		
	TOTAL	MAIL	MAIL	ELEC DAY	<1 YEAR	<5 YEARS	<10 YEARS	<20 YEARS	20+ YEARS	92007	92024	LA-TINO	WHITE	BLACK	ASIAN	OTHER	ENGL-ISH	SPAN-ISH	LAND LINE	CELL	YES	NO	UNSURE/REF				
	100.0	100.0	100.0	100.0	100.0	100.0	100.0	100.0	100.0	100.0	100.0	100.0	100.0	100.0	100.0	100.0	100.0	100.0	100.0	100.0	100.0	100.0	100.0				
Total	88	53	9	24	6	14	17	23	28	16	72	7	72	1	-	5	87	1	61	27	48	33	7				
Provide more affordable housing/Development	36	15	6	14	4	4	9	5	14	6	30	3	29	1	-	3	35	1	25	11	23	11	2				
Complying with law/Requirements/Housing element	7	3	2	1	1	1	3	1	1	-	7	1	6	-	-	-	7	-	4	3	5	1	1				
Received some information (unspecified)	7	4	-	3	-	2	2	2	1	1	6	1	6	-	-	-	7	-	3	4	4	1	2				
Increases density	6	4	1	1	-	-	-	-	6	-	6	-	5	-	-	1	6	-	6	-	1	5	-				
Assessing housing situation	6	5	-	1	-	-	1	4	1	1	5	-	6	-	-	-	6	-	5	1	3	2	1				
Does harm/Negative opinion	5	5	-	-	1	1	1	2	-	2	3	1	2	1	-	-	5	-	3	2	3	2	-				
Need more information	4	3	1	-	-	1	-	2	1	-	4	1	3	-	-	-	4	-	1	3	1	3	-				
Housing for seniors	2	1	-	1	-	-	-	-	2	1	1	-	2	-	-	-	2	-	2	-	2	-	-				
Zoning update	2	2	-	-	-	1	-	-	1	1	1	-	-	-	-	1	2	-	2	-	1	1	-				

City of Encinitas Likely Voter Survey

13. In your own words, please tell me what you know about the Housing Element update, called "At Home in Encinitas"?

Base: Heard of City's recent effort to update the Housing Element, called "At Home in Encinitas"

	TYPE OF VOTER																					
	PERM- ANENT		PRE- VIOUS	REGISTRATION DATE					GEOGRAPHIC		ETHNICITY					LANGUAGE		PHONE TYPE		INITIAL BALLOT TEST		
	BY	BY	ELEC TION	<1	<5	<10	<20	20+	92007	92024	LA- TINO	WHITE	BLACK	ASIAN	OTHER	ENGL- ISH	SPAN- ISH	LAND LINE	CELL	YES	NO	UNSURE /REF
	TOTAL	MAIL	MAIL	DAY	YEAR	YEARS	YEARS	YEARS	YEARS													
None	4	4	-	-	-	3	-	1	-	4	-	4	-	-	-	4	-	3	1	3	1	-
	4.5	7.5				17.6		3.6		5.6		5.6			4.6		4.9	3.7	6.2	3.0		
Other	7	4	-	3	-	2	-	4	1	3	4	-	6	-	-	7	-	5	2	3	4	-
	8.0	7.5		12.5		14.3		17.4	3.6	18.8	5.6		8.3		8.0		8.2	7.4	6.2	12.1		
Don't know/Refused	6	5	1	-	-	2	-	3	1	1	5	-	6	-	-	6	-	5	1	2	3	1
	6.8	9.4	11.1			14.3		13.0	3.6	6.2	6.9		8.3		6.9		8.2	3.7	4.2	9.1	14.3	

City of Encinitas Likely Voter Survey

14. Encinitas voters will have the opportunity to vote on a ballot measure in the November 2016 General Election to either approve or deny amending the City's Housing Plan, called the "Housing Element" to provide for housing now and in the future that meets the needs of Encinitas Residents. Amending the Housing Element must be approved by Encinitas voters in order to be implemented by the City Council. If an election were held today, would you vote yes, in favor of amending the City's Housing Element, or vote no, against it? Please pick one. [RECORD] And would you say that you would definitely vote (for/against) or probably vote (for/against) amending the City's Housing Element? [IF UNSURE >>>] Would you say that you lean one way or another?

Base: Total Sample

	GENDER			HOUSEHOLD PARTY						BORN IN US			GENDER/AGE							
	=====			PARTY			PURE	PURE	MIXED	=====			AGE				MEN		WOMEN	
	TOTAL	MALE	FE-MALE	REP.	DEM.	DTS	REP. HH	DEM. HH	MIXED HH	US BORN	FOR EIGN BORN	UN KNOWN	18-34	35-54	55-64	65+	18-54	55+	18-54	55+
Total	303	145	154	97	115	75	80	92	67	272	19	12	50	98	69	86	78	67	67	87
	100.0	100.0	100.0	100.0	100.0	100.0	100.0	100.0	100.0	100.0	100.0	100.0	100.0	100.0	100.0	100.0	100.0	100.0	100.0	100.0
YES, VOTE FOR [NET]	172	80	92	42	80	40	36	62	38	154	11	7	35	58	38	41	47	33	46	46
=====	56.8	55.2	59.7	43.3	69.6	53.3	45.0	67.4	56.7	56.6	57.9	58.3	70.0	59.2	55.1	47.7	60.3	49.3	68.7	52.9
Definitely vote yes	82	40	42	20	40	16	18	33	12	75	6	1	15	24	19	24	22	18	17	25
	27.1	27.6	27.3	20.6	34.8	21.3	22.5	35.9	17.9	27.6	31.6	8.3	30.0	24.5	27.5	27.9	28.2	26.9	25.4	28.7
Probably vote yes	83	37	46	21	35	24	17	26	24	72	5	6	20	31	18	14	24	13	27	19
	27.4	25.5	29.9	21.6	30.4	32.0	21.2	28.3	35.8	26.5	26.3	50.0	40.0	31.6	26.1	16.3	30.8	19.4	40.3	21.8
Lean vote yes	7	3	4	1	5	-	1	3	2	7	-	-	-	3	1	3	1	2	2	2
	2.3	2.1	2.6	1.0	4.3		1.2	3.3	3.0	2.6				3.1	1.4	3.5	1.3	3.0	3.0	2.3
NO, VOTE AGAINST [NET]	109	56	51	49	28	29	42	23	23	98	8	3	13	32	26	38	26	30	18	33
=====	36.0	38.6	33.1	50.5	24.3	38.7	52.5	25.0	34.3	36.0	42.1	25.0	26.0	32.7	37.7	44.2	33.3	44.8	26.9	37.9
Lean vote no	6	2	4	3	2	1	3	1	2	6	-	-	1	1	2	2	1	1	1	3
	2.0	1.4	2.6	3.1	1.7	1.3	3.8	1.1	3.0	2.2			2.0	1.0	2.9	2.3	1.3	1.5	1.5	3.4
Probably vote no	30	17	13	8	7	13	6	6	10	27	3	-	6	9	8	7	10	7	5	8
	9.9	11.7	8.4	8.2	6.1	17.3	7.5	6.5	14.9	9.9	15.8		12.0	9.2	11.6	8.1	12.8	10.4	7.5	9.2
Definitely vote no	73	37	34	38	19	15	33	16	11	65	5	3	6	22	16	29	15	22	12	22
	24.1	25.5	22.1	39.2	16.5	20.0	41.2	17.4	16.4	23.9	26.3	25.0	12.0	22.4	23.2	33.7	19.2	32.8	17.9	25.3
Firm Unsure	16	6	8	2	6	6	-	6	4	14	-	2	2	6	4	4	3	3	3	5
	5.3	4.1	5.2	2.1	5.2	8.0		6.5	6.0	5.1		16.7	4.0	6.1	5.8	4.7	3.8	4.5	4.5	5.7
Refused	6	3	3	4	1	-	2	1	2	6	-	-	-	2	1	3	2	1	-	3
	2.0	2.1	1.9	4.1	0.9		2.5	1.1	3.0	2.2				2.0	1.4	3.5	2.6	1.5		3.4

City of Encinitas Likely Voter Survey

14. Encinitas voters will have the opportunity to vote on a ballot measure in the November 2016 General Election to either approve or deny amending the City's Housing Plan, called the "Housing Element" to provide for housing now and in the future that meets the needs of Encinitas Residents. Amending the Housing Element must be approved by Encinitas voters in order to be implemented by the City Council. If an election were held today, would you vote yes, in favor of amending the City's Housing Element, or vote no, against it? Please pick one. [RECORD] And would you say that you would definitely vote (for/against) or probably vote (for/against) amending the City's Housing Element? [IF UNSURE >>>] Would you say that you lean one way or another?

Base: Total Sample

	PARTY/GENDER						PARTY/AGE						VOTE PROPENSITY																											
	GOP		DTS		DEM		GOP		DTS		DEM		5/5					4/5					3/5					2/5					1/5					100% NOT HAD CHANC	NEW REGIS TRANT	
	TOTAL	MEN	WOMEN	MEN	WOMEN	MEN	WOMEN	18-54	55+	18-54	55+	18-54	55+	5/5	4/5	3/5	2/5	1/5	5/5	4/5	3/5	2/5	1/5	5/5	4/5	3/5	2/5	1/5	5/5	4/5	3/5	2/5	1/5	5/5	4/5	3/5	2/5	1/5		
Total	303	46	50	38	34	51	64	40	57	47	28	49	66	93	43	60	34	31	6	36																				
YES, VOTE FOR [NET]	172	17	25	18	22	40	40	20	22	29	11	38	42	46	21	33	21	21	5	25																				
Definitely vote yes	82	11	9	7	9	19	21	11	9	10	6	15	25	24	8	16	9	13	3	9																				
Probably vote yes	83	5	16	11	13	19	16	8	13	19	5	22	13	19	13	15	11	8	2	15																				
Lean vote yes	7	1	-	-	-	2	3	1	-	-	-	1	4	3	-	2	1	-	-	1																				
NO, VOTE AGAINST [NET]	109	26	22	17	11	10	18	18	31	14	15	10	18	40	17	23	11	8	1	9																				
Lean vote no	6	1	2	1	-	-	2	-	3	1	-	1	1	4	-	1	1	-	-	-																				
Probably vote no	30	6	2	6	7	3	4	4	4	5	8	4	3	7	5	7	3	4	-	4																				
Definitely vote no	73	19	18	10	4	7	12	14	24	8	7	5	14	29	12	15	7	4	1	5																				
Firm Unsure	16	1	1	3	1	1	5	1	1	4	2	1	5	3	4	4	2	2	-	1																				



City of Encinitas Likely Voter Survey

14. Encinitas voters will have the opportunity to vote on a ballot measure in the November 2016 General Election to either approve or deny amending the City's Housing Plan, called the "Housing Element" to provide for housing now and in the future that meets the needs of Encinitas Residents. Amending the Housing Element must be approved by Encinitas voters in order to be implemented by the City Council. If an election were held today, would you vote yes, in favor of amending the City's Housing Element, or vote no, against it? Please pick one. [RECORD] And would you say that you would definitely vote (for/against) or probably vote (for/against) amending the City's Housing Element? [IF UNSURE >>>] Would you say that you lean one way or another?

Base: Total Sample

	PARTY/GENDER						PARTY/AGE						VOTE PROPENSITY						100% NOT HAD CHANC	NEW REGIS TRAN
	GOP		DTS		DEM		GOP		DTS		DEM		5/5	4/5	3/5	2/5	1/5			
	TOTAL	MEN	WOMEN	MEN	WOMEN	MEN	WOMEN	18-54	55+	18-54	55+	18-54	55+							
Refused	6	2	2	-	-	-	1	1	3	-	-	-	1	4	1	-	-	-	-	1
	2.0	4.3	4.0				1.6	2.5	5.3				1.5	4.3	2.3					2.8

City of Encinitas Likely Voter Survey

14. Encinitas voters will have the opportunity to vote on a ballot measure in the November 2016 General Election to either approve or deny amending the City's Housing Plan, called the "Housing Element" to provide for housing now and in the future that meets the needs of Encinitas Residents. Amending the Housing Element must be approved by Encinitas voters in order to be implemented by the City Council. If an election were held today, would you vote yes, in favor of amending the City's Housing Element, or vote no, against it? Please pick one. [RECORD] And would you say that you would definitely vote (for/against) or probably vote (for/against) amending the City's Housing Element? [IF UNSURE >>>] Would you say that you lean one way or another?

Base: Total Sample

	TYPE OF VOTER																												
	PERM- ANENT VOTE BY MAIL				PRE- VIOUS ELEC TION DAY				REGISTRATION DATE					GEOGRAPHIC				ETHNICITY					LANGUAGE		PHONE TYPE		INITIAL BALLOT TEST		
	TOTAL	MAIL	MAIL	DAY	<1 YEAR	<5 YEARS	<10 YEARS	<20 YEARS	20+ YEARS	92007	92024	LA- TINO	WHITE	BLACK	ASIAN	OTHER	ENGL- ISH	SPAN- ISH	LAND LINE	CELL	YES	NO	UNSURE /REF						
Total	303	192	20	76	63	48	67	73	52	54	249	23	253	1	5	9	299	4	145	158	172	109	22						
	100.0	100.0	100.0	100.0	100.0	100.0	100.0	100.0	100.0	100.0	100.0	100.0	100.0	100.0	100.0	100.0	100.0	100.0	100.0	100.0	100.0	100.0	100.0						
YES, VOTE FOR [NET]	172	100	11	48	42	31	40	34	25	34	138	15	145	1	3	4	168	4	72	100	172	-	-						
=====	56.8	52.1	55.0	63.2	66.7	64.6	59.7	46.6	48.1	63.0	55.4	65.2	57.3	100.0	60.0	44.4	56.2	100.0	49.7	63.3	100.0								
Definitely vote yes	82	52	6	19	18	20	14	13	17	21	61	10	67	-	1	2	80	2	33	49	82	-	-						
	27.1	27.1	30.0	25.0	28.6	41.7	20.9	17.8	32.7	38.9	24.5	43.5	26.5		20.0	22.2	26.8	50.0	22.8	31.0	47.7								
Probably vote yes	83	43	5	27	23	10	23	19	8	13	70	4	72	1	2	2	81	2	35	48	83	-	-						
	27.4	22.4	25.0	35.5	36.5	20.8	34.3	26.0	15.4	24.1	28.1	17.4	28.5	100.0	40.0	22.2	27.1	50.0	24.1	30.4	48.3								
Lean vote yes	7	5	-	2	1	1	3	2	-	-	7	1	6	-	-	-	7	-	4	3	7	-	-						
	2.3	2.6		2.6	1.6	2.1	4.5	2.7			2.8	4.3	2.4				2.3		2.8	1.9	4.1								
NO, VOTE AGAINST [NET]	109	73	9	25	17	14	22	34	22	16	93	7	89	-	2	4	109	-	61	48	-	109	-						
=====	36.0	38.0	45.0	32.9	27.0	29.2	32.8	46.6	42.3	29.6	37.3	30.4	35.2		40.0	44.4	36.5		42.1	30.4		100.0							
Lean vote no	6	3	1	2	-	-	-	5	1	2	4	-	5	-	1	-	6	-	5	1	-	6	-						
	2.0	1.6	5.0	2.6				6.8	1.9	3.7	1.6		2.0		20.0		2.0		3.4	0.6		5.5							
Probably vote no	30	22	2	6	7	4	8	7	4	3	27	2	25	-	-	1	30	-	14	16	-	30	-						
	9.9	11.5	10.0	7.9	11.1	8.3	11.9	9.6	7.7	5.6	10.8	8.7	9.9			11.1	10.0		9.7	10.1		27.5							
Definitely vote no	73	48	6	17	10	10	14	22	17	11	62	5	59	-	1	3	73	-	42	31	-	73	-						
	24.1	25.0	30.0	22.4	15.9	20.8	20.9	30.1	32.7	20.4	24.9	21.7	23.3		20.0	33.3	24.4		29.0	19.6		67.0							
Firm Unsure	16	13	-	3	3	2	4	4	3	3	13	1	14	-	-	1	16	-	7	9	-	-	16						
	5.3	6.8		3.9	4.8	4.2	6.0	5.5	5.8	5.6	5.2	4.3	5.5			11.1	5.4		4.8	5.7			72.7						

City of Encinitas Likely Voter Survey

14. Encinitas voters will have the opportunity to vote on a ballot measure in the November 2016 General Election to either approve or deny amending the City's Housing Plan, called the "Housing Element" to provide for housing now and in the future that meets the needs of Encinitas Residents. Amending the Housing Element must be approved by Encinitas voters in order to be implemented by the City Council. If an election were held today, would you vote yes, in favor of amending the City's Housing Element, or vote no, against it? Please pick one. [RECORD] And would you say that you would definitely vote (for/against) or probably vote (for/against) amending the City's Housing Element? [IF UNSURE >>>] Would you say that you lean one way or another?

Base: Total Sample

	TYPE OF VOTER		REGISTRATION DATE							GEOGRAPHIC		ETHNICITY				LANGUAGE		PHONE TYPE		INITIAL BALLOT TEST		
	PERM- ANENT VOTE BY MAIL	PRE- VIOUS VOTE BY MAIL	ELEC TION DAY	<1 YEAR	<5 YEARS	<10 YEARS	<20 YEARS	20+ YEARS	92007	92024	LA- TINO	WHITE	BLACK	ASIAN	OTHER	ENGL- ISH	SPAN- ISH	LAND LINE	CELL	YES	NO	UNSURE /REF
Refused	6	6	-	1	1	1	1	2	1	5	-	5	-	-	-	6	-	5	1	-	-	6
	2.0	3.1		1.6	2.1	1.5	1.4	3.8	1.9	2.0		2.0				2.0		3.4	0.6			27.3

City of Encinitas Likely Voter Survey

15. Thinking specifically, why would you vote yes, in favor of amending the City's Housing Element?

Base: "Vote Yes"

	GENDER		HOUSEHOLD PARTY							BORN IN US			GENDER/AGE									
	=====		PARTY			PURE			MIXED			FOR			AGE				MEN		WOMEN	
	TOTAL	FE-	REP.	DEM.	DTS	REP.	DEM.	PARTY	US	EIGN	UN	18-34	35-54	55-64	65+	18-54	55+	18-54	55+			
	-----	MALE	MALE	-----	-----	-----	-----	-----	-----	-----	-----	-----	-----	-----	-----	-----	-----	-----	-----	-----		
Total	172	80	92	42	80	40	36	62	38	154	11	7	35	58	38	41	47	33	46	46		
	100.0	100.0	100.0	100.0	100.0	100.0	100.0	100.0	100.0	100.0	100.0	100.0	100.0	100.0	100.0	100.0	100.0	100.0	100.0	100.0		
Need to provide more affordable housing options/Opportunities	78	27	51	24	31	20	19	21	19	71	6	1	19	26	19	14	19	8	26	25		
	45.3	33.8	55.4	57.1	38.8	50.0	52.8	33.9	50.0	46.1	54.5	14.3	54.3	44.8	50.0	34.1	40.4	24.2	56.5	54.3		
To keep up with California laws/Do what is necessary/Avoid penalties	54	36	18	10	32	10	10	27	10	47	4	3	10	17	9	18	19	17	8	10		
	31.4	45.0	19.6	23.8	40.0	25.0	27.8	43.5	26.3	30.5	36.4	42.9	28.6	29.3	23.7	43.9	40.4	51.5	17.4	21.7		
In support (general)	13	7	6	2	6	4	2	6	1	11	-	2	2	5	2	4	4	3	3	3		
	7.6	8.8	6.5	4.8	7.5	10.0	5.6	9.7	2.6	7.1	-	28.6	5.7	8.6	5.3	9.8	8.5	9.1	6.5	6.5		
Need change/Plan (unspecified)	7	2	5	2	3	-	1	3	1	6	1	-	-	4	2	1	1	1	3	2		
	4.1	2.5	5.4	4.8	3.8	-	2.8	4.8	2.6	3.9	9.1	-	-	6.9	5.3	2.4	2.1	3.0	6.5	4.3		
Give people the power/ Advocate for the people	7	3	4	1	2	2	1	2	2	7	-	-	2	1	3	1	2	1	1	3		
	4.1	3.8	4.3	2.4	2.5	5.0	2.8	3.2	5.3	4.5	-	-	5.7	1.7	7.9	2.4	4.3	3.0	2.2	6.5		
Affects other areas/ Transportation	4	1	3	2	2	-	2	1	1	4	-	-	-	-	3	1	-	1	-	3		
	2.3	1.2	3.3	4.8	2.5	-	5.6	1.6	2.6	2.6	-	-	-	-	7.9	2.4	-	3.0	-	6.5		
Creates better city environment/More diversity	1	-	1	1	-	-	1	-	-	1	-	-	1	-	-	-	-	-	1	-		
	0.6	-	1.1	2.4	-	-	2.8	-	-	0.6	-	-	2.9	-	-	-	-	-	2.2	-		
Other	10	4	6	-	5	5	-	3	4	9	1	-	2	6	1	1	3	1	5	1		
	5.8	5.0	6.5	-	6.2	12.5	-	4.8	10.5	5.8	9.1	-	5.7	10.3	2.6	2.4	6.4	3.0	10.9	2.2		
Don't know/Refused	5	3	2	3	2	-	3	1	1	4	-	1	2	1	1	1	2	1	1	1		
	2.9	3.8	2.2	7.1	2.5	-	8.3	1.6	2.6	2.6	-	14.3	5.7	1.7	2.6	2.4	4.3	3.0	2.2	2.2		

City of Encinitas Likely Voter Survey

15. Thinking specifically, why would you vote yes, in favor of amending the City's Housing Element?

Base: "Vote Yes"

	PARTY/GENDER								PARTY/AGE						VOTE PROPENSITY									
	GOP		DTS		DEM		GOP		DTS		DEM		5/5	4/5	3/5	2/5	1/5	100% NOT HAD CHANC	NEW REGIS TRANT					
	TOTAL	MEN	WOMEN	MEN	WOMEN	MEN	WOMEN	18-54	55+	18-54	55+	18-54								55+				
Total	172	17	25	18	22	40	40	20	22	29	11	38	42	46	21	33	21	21	5	25				
	100.0	100.0	100.0	100.0	100.0	100.0	100.0	100.0	100.0	100.0	100.0	100.0	100.0	100.0	100.0	100.0	100.0	100.0	100.0	100.0				
Need to provide more affordable housing options/Opportunities	78	9	15	6	14	12	19	11	13	14	6	18	13	14	5	20	13	11	2	13				
	45.3	52.9	60.0	33.3	63.6	30.0	47.5	55.0	59.1	48.3	54.5	47.4	31.0	30.4	23.8	60.6	61.9	52.4	40.0	52.0				
To keep up with California laws/Do what is necessary/Avoid penalties	54	6	4	7	3	22	10	5	5	7	3	14	18	19	11	6	4	9	1	4				
	31.4	35.3	16.0	38.9	13.6	55.0	25.0	25.0	22.7	24.1	27.3	36.8	42.9	41.3	52.4	18.2	19.0	42.9	20.0	16.0				
In support (general)	13	1	1	2	2	3	3	2	-	3	1	1	5	6	1	1	2	1	1	1				
	7.6	5.9	4.0	11.1	9.1	7.5	7.5	10.0	-	10.3	9.1	2.6	11.9	13.0	4.8	3.0	9.5	4.8	20.0	4.0				
Need change/Plan (unspecified)	7	-	2	-	-	-	3	1	1	-	-	2	1	2	1	2	2	-	-	-				
	4.1	-	8.0	-	-	-	7.5	5.0	4.5	-	-	5.3	2.4	4.3	4.8	6.1	9.5	-	-	-				
Give people the power/ Advocate for the people	7	-	1	2	-	-	2	-	1	1	1	1	1	1	2	1	-	-	-	3				
	4.1	-	4.0	11.1	-	-	5.0	-	4.5	3.4	9.1	2.6	2.4	2.2	9.5	3.0	-	-	-	12.0				
Affects other areas/ Transportation	4	-	2	-	-	1	1	-	2	-	-	-	2	2	-	-	1	-	-	1				
	2.3	-	8.0	-	-	2.5	2.5	-	9.1	-	-	-	4.8	4.3	-	-	4.8	-	-	4.0				
Creates better city environment/More diversity	1	-	1	-	-	-	-	1	-	-	-	-	-	-	-	-	-	-	1	-				
	0.6	-	4.0	-	-	-	-	5.0	-	-	-	-	-	-	-	-	-	-	20.0	-				
Other	10	-	-	2	3	2	3	-	-	5	-	3	2	1	2	2	2	-	-	3				
	5.8	-	-	11.1	13.6	5.0	7.5	-	-	17.2	-	7.9	4.8	2.2	9.5	6.1	9.5	-	-	12.0				
Don't know/Refused	5	2	1	-	-	1	1	1	2	-	-	2	-	1	1	1	-	1	-	1				
	2.9	11.8	4.0	-	-	2.5	2.5	5.0	9.1	-	-	5.3	-	2.2	4.8	3.0	-	4.8	-	4.0				

City of Encinitas Likely Voter Survey

15. Thinking specifically, why would you vote yes, in favor of amending the City's Housing Element?

Base: "Vote Yes"

	TYPE OF VOTER																						
	PERM- PRE- ANENT VIOUS VOTE VOTE ELEC				REGISTRATION DATE					GEOGRAPHIC		ETHNICITY					LANGUAGE		PHONE TYPE		INITIAL BALLOT TEST		
	BY	BY	MAIL	DAY	<1	<5	<10	<20	20+	92007	92024	LA-	WHITE	BLACK	ASIAN	OTHER	ENGL-	SPAN-	LAND	CELL	YES	NO	UNSURE
	TOTAL	MAIL	MAIL	DAY	YEAR	YEARS	YEARS	YEARS	YEARS			TINO					ISH	ISH	LINE				/REF
Total	172	100	11	48	42	31	40	34	25	34	138	15	145	1	3	4	168	4	72	100	172	-	-
	100.0	100.0	100.0	100.0	100.0	100.0	100.0	100.0	100.0	100.0	100.0	100.0	100.0	100.0	100.0	100.0	100.0	100.0	100.0	100.0	100.0		
Need to provide more affordable housing options/Opportunities	78	35	2	33	21	15	16	17	9	14	64	11	64	-	-	2	74	4	35	43	78	-	-
	45.3	35.0	18.2	68.8	50.0	48.4	40.0	50.0	36.0	41.2	46.4	73.3	44.1			50.0	44.0	100.0	48.6	43.0	45.3		
To keep up with California laws/Do what is necessary/Avoid penalties	54	35	7	10	10	9	12	14	9	12	42	2	49	-	1	-	54	-	24	30	54	-	-
	31.4	35.0	63.6	20.8	23.8	29.0	30.0	41.2	36.0	35.3	30.4	13.3	33.8		33.3		32.1		33.3	30.0	31.4		
In support (general)	13	9	-	2	4	1	3	1	4	1	12	1	9	-	1	1	13	-	4	9	13	-	-
	7.6	9.0		4.2	9.5	3.2	7.5	2.9	16.0	2.9	8.7	6.7	6.2		33.3	25.0	7.7		5.6	9.0	7.6		
Need change/Plan (unspecified)	7	6	-	1	-	1	5	1	-	2	5	2	5	-	-	-	7	-	2	5	7	-	-
	4.1	6.0		2.1		3.2	12.5	2.9		5.9	3.6	13.3	3.4				4.2		2.8	5.0	4.1		
Give people the power/ Advocate for the people	7	6	-	1	3	-	2	-	2	3	4	-	5	1	-	1	7	-	3	4	7	-	-
	4.1	6.0		2.1	7.1		5.0		8.0	8.8	2.9		3.4	100.0		25.0	4.2		4.2	4.0	4.1		
Affects other areas/ Transportation	4	2	2	-	1	1	-	-	2	-	4	-	4	-	-	-	4	-	2	2	4	-	-
	2.3	2.0	18.2		2.4	3.2			8.0		2.9		2.8				2.4		2.8	2.0	2.3		
Creates better city environment/More diversity	1	1	-	-	-	1	-	-	-	-	1	1	-	-	-	-	1	-	-	1	1	-	-
	0.6	1.0				3.2					0.7	6.7					0.6			1.0	0.6		
Other	10	6	-	3	4	1	3	2	-	2	8	-	9	-	1	-	10	-	3	7	10	-	-
	5.8	6.0		6.2	9.5	3.2	7.5	5.9		5.9	5.8		6.2		33.3		6.0		4.2	7.0	5.8		
Don't know/Refused	5	4	-	1	1	3	1	-	-	1	4	-	5	-	-	-	5	-	2	3	5	-	-
	2.9	4.0		2.1	2.4	9.7	2.5			2.9	2.9		3.4				3.0		2.8	3.0	2.9		

City of Encinitas Likely Voter Survey

16. Thinking specifically, why would you vote no, against amending the City's Housing Element?

Base: "Vote No"

	GENDER		PARTY			HOUSEHOLD PARTY			BORN IN US			AGE				GENDER/AGE				
	=====		=====			PURE	PURE	MIXED	=====			=====				MEN		WOMEN		
	TOTAL	MALE	FE-MALE	REP.	DEM.	DTS	REP. HH	DEM. HH	MIXED HH	US BORN	EIGN BORN	UN KNOWN	18-34	35-54	55-64	65+	18-54	55+	18-54	55+
Total	109	56	51	49	28	29	42	23	23	98	8	3	13	32	26	38	26	30	18	33
	100.0	100.0	100.0	100.0	100.0	100.0	100.0	100.0	100.0	100.0	100.0	100.0	100.0	100.0	100.0	100.0	100.0	100.0	100.0	100.0
Don't want more houses/ More density/Traffic	44	15	27	23	12	9	19	10	10	41	2	1	4	13	14	13	8	7	8	19
	40.4	26.8	52.9	46.9	42.9	31.0	45.2	43.5	43.5	41.8	25.0	33.3	30.8	40.6	53.8	34.2	30.8	23.3	44.4	57.6
Don't trust government/ Developers	15	11	4	5	4	6	4	1	4	15	-	-	2	3	5	5	4	7	1	3
	13.8	19.6	7.8	10.2	14.3	20.7	9.5	4.3	17.4	15.3			15.4	9.4	19.2	13.2	15.4	23.3	5.6	9.1
Won't do what it says/ Needs changes	13	9	4	3	5	3	3	5	2	12	1	-	-	7	1	5	3	6	4	-
	11.9	16.1	7.8	6.1	17.9	10.3	7.1	21.7	8.7	12.2	12.5			21.9	3.8	13.2	11.5	20.0	22.2	
Need more information	7	5	2	2	1	4	1	1	3	6	-	1	1	3	-	3	3	2	1	1
	6.4	8.9	3.9	4.1	3.6	13.8	2.4	4.3	13.0	6.1		33.3	7.7	9.4		7.9	11.5	6.7	5.6	3.0
It is fine as it is	6	3	3	2	2	2	2	2	-	6	-	-	1	3	2	-	2	1	2	1
	5.5	5.4	5.9	4.1	7.1	6.9	4.8	8.7		6.1			7.7	9.4	7.7		7.7	3.3	11.1	3.0
General opposition	6	4	2	3	3	-	2	3	1	5	1	-	1	1	1	3	2	2	-	2
	5.5	7.1	3.9	6.1	10.7		4.8	13.0	4.3	5.1	12.5		7.7	3.1	3.8	7.9	7.7	6.7		6.1
Ruin aesthetic/Character of city	6	2	4	3	1	2	3	1	1	5	1	-	1	2	-	3	2	-	1	3
	5.5	3.6	7.8	6.1	3.6	6.9	7.1	4.3	4.3	5.1	12.5		7.7	6.2		7.9	7.7		5.6	9.1
Don't want more lower income brought in	4	2	2	4	-	-	4	-	-	3	1	-	-	1	1	2	-	2	1	1
	3.7	3.6	3.9	8.2			9.5			3.1	12.5			3.1	3.8	5.3		6.7	5.6	3.0
Other	12	6	6	5	1	5	5	1	2	9	2	1	3	2	3	4	3	3	2	4
	11.0	10.7	11.8	10.2	3.6	17.2	11.9	4.3	8.7	9.2	25.0	33.3	23.1	6.2	11.5	10.5	11.5	10.0	11.1	12.1

City of Encinitas Likely Voter Survey

16. Thinking specifically, why would you vote no, against amending the City's Housing Element?

Base: "Vote No"

	PARTY/GENDER						PARTY/AGE						VOTE PROPENSITY						100% NOT HAD CHANC	NEW REGIS TRANT
	GOP		DTS		DEM		GOP		DTS		DEM		5/5	4/5	3/5	2/5	1/5			
	TOTAL	MEN	WOMEN	MEN	WOMEN	MEN	WOMEN	18-54	55+	18-54	55+	18-54						55+		
Total	109	26	22	17	11	10	18	18	31	14	15	10	18	40	17	23	11	8	1	9
	100.0	100.0	100.0	100.0	100.0	100.0	100.0	100.0	100.0	100.0	100.0	100.0	100.0	100.0	100.0	100.0	100.0	100.0	100.0	100.0
Don't want more houses/ More density/Traffic	44	9	13	4	4	2	10	9	14	5	4	3	9	15	8	8	7	2	-	4
	40.4	34.6	59.1	23.5	36.4	20.0	55.6	50.0	45.2	35.7	26.7	30.0	50.0	37.5	47.1	34.8	63.6	25.0		44.4
Don't trust government/ Developers	15	4	1	5	1	2	2	2	3	2	4	1	3	8	-	4	1	2	-	-
	13.8	15.4	4.5	29.4	9.1	20.0	11.1	11.1	9.7	14.3	26.7	10.0	16.7	20.0		17.4	9.1	25.0		
Won't do what it says/ Needs changes	13	2	1	2	1	3	2	1	2	2	1	2	3	5	1	3	2	2	-	-
	11.9	7.7	4.5	11.8	9.1	30.0	11.1	5.6	6.5	14.3	6.7	20.0	16.7	12.5	5.9	13.0	18.2	25.0		
Need more information	7	2	-	3	1	-	1	-	2	3	1	1	-	1	3	-	1	1	-	1
	6.4	7.7		17.6	9.1		5.6		6.5	21.4	6.7	10.0		2.5	17.6		9.1	12.5		11.1
It is fine as it is	6	1	1	1	1	1	1	1	1	2	-	1	1	1	1	2	1	1	-	-
	5.5	3.8	4.5	5.9	9.1	10.0	5.6	5.6	3.2	14.3		10.0	5.6	2.5	5.9	8.7	9.1	12.5		
General opposition	6	2	1	-	-	2	1	1	2	-	-	1	2	3	-	1	-	1	-	1
	5.5	7.7	4.5			20.0	5.6	5.6	6.5			10.0	11.1	7.5		4.3		12.5		11.1
Ruin aesthetic/Character of city	6	2	1	-	2	-	1	2	1	-	2	1	-	1	1	3	-	-	-	1
	5.5	7.7	4.5		18.2		5.6	11.1	3.2		13.3	10.0		2.5	5.9	13.0				11.1
Don't want more lower income brought in	4	2	2	-	-	-	-	1	3	-	-	-	-	2	2	-	-	-	-	-
	3.7	7.7	9.1					5.6	9.7					5.0	11.8					
Other	12	2	3	3	2	-	1	2	3	2	3	-	1	5	1	3	-	-	1	2
	11.0	7.7	13.6	17.6	18.2		5.6	11.1	9.7	14.3	20.0		5.6	12.5	5.9	13.0			100.0	22.2

City of Encinitas Likely Voter Survey

16. Thinking specifically, why would you vote no, against amending the City's Housing Element?

Base: "Vote No"

	TYPE OF VOTER																							
	PERM- PRE- ANENT VIOUS				REGISTRATION DATE						GEOGRAPHIC		ETHNICITY					LANGUAGE		PHONE TYPE		INITIAL BALLOT TEST		
	BY	BY	ELEC	<1	<5	<10	<20	20+	92007	92024	LA-	WHITE	BLACK	ASIAN	OTHER	ENGL-	SPAN-	LAND	CELL	YES	NO	UNSURE		
	TOTAL	MAIL	MAIL	DAY	YEAR	YEARS	YEARS	YEARS	YEARS	92007	92024	TINO				ISH	ISH	LINE				/REF		
Total	109	73	9	25	17	14	22	34	22	16	93	7	89	-	2	4	109	-	61	48	-	109	-	
	100.0	100.0	100.0	100.0	100.0	100.0	100.0	100.0	100.0	100.0	100.0	100.0	100.0	100.0	100.0	100.0	100.0	100.0	100.0	100.0	100.0	100.0	-	
Don't want more houses/ More density/Traffic	44	24	2	17	4	3	10	15	12	9	35	5	37	-	1	1	44	-	26	18	-	44	-	
	40.4	32.9	22.2	68.0	23.5	21.4	45.5	44.1	54.5	56.2	37.6	71.4	41.6	-	50.0	25.0	40.4	-	42.6	37.5	-	40.4	-	
Don't trust government/ Developers	15	10	2	3	4	-	4	4	3	4	11	-	13	-	-	1	15	-	9	6	-	15	-	
	13.8	13.7	22.2	12.0	23.5	-	18.2	11.8	13.6	25.0	11.8	-	14.6	-	-	25.0	13.8	-	14.8	12.5	-	13.8	-	
Won't do what it says/ Needs changes	13	11	1	1	2	2	3	4	2	-	13	2	7	-	-	-	13	-	7	6	-	13	-	
	11.9	15.1	11.1	4.0	11.8	14.3	13.6	11.8	9.1	-	14.0	28.6	7.9	-	-	-	11.9	-	11.5	12.5	-	11.9	-	
Need more information	7	6	1	-	1	2	-	2	2	1	6	-	7	-	-	-	7	-	5	2	-	7	-	
	6.4	8.2	11.1	-	5.9	14.3	-	5.9	9.1	6.2	6.5	-	7.9	-	-	-	6.4	-	8.2	4.2	-	6.4	-	
It is fine as it is	6	5	-	1	1	3	1	-	1	3	3	-	5	-	-	1	6	-	3	3	-	6	-	
	5.5	6.8	-	4.0	5.9	21.4	4.5	-	4.5	18.8	3.2	-	5.6	-	-	25.0	5.5	-	4.9	6.2	-	5.5	-	
General opposition	6	4	1	1	1	2	2	1	-	-	6	-	4	-	-	1	6	-	3	3	-	6	-	
	5.5	5.5	11.1	4.0	5.9	14.3	9.1	2.9	-	-	6.5	-	4.5	-	-	25.0	5.5	-	4.9	6.2	-	5.5	-	
Ruin aesthetic/Character of city	6	4	1	1	2	-	3	-	1	-	6	-	5	-	-	-	6	-	2	4	-	6	-	
	5.5	5.5	11.1	4.0	11.8	-	13.6	-	4.5	-	6.5	-	5.6	-	-	-	5.5	-	3.3	8.3	-	5.5	-	
Don't want more lower income brought in	4	3	1	-	1	-	-	3	-	1	3	-	4	-	-	-	4	-	2	2	-	4	-	
	3.7	4.1	11.1	-	5.9	-	-	8.8	-	6.2	3.2	-	4.5	-	-	-	3.7	-	3.3	4.2	-	3.7	-	
Other	12	10	-	1	2	3	-	5	2	-	12	-	11	-	1	-	12	-	6	6	-	12	-	
	11.0	13.7	-	4.0	11.8	21.4	-	14.7	9.1	-	12.9	-	12.4	-	50.0	-	11.0	-	9.8	12.5	-	11.0	-	

City of Encinitas Likely Voter Survey

17. Housing costs in Encinitas continue to climb, while the availability and variety of homes in Encinitas continues to drop. Meanwhile, the population is growing and the City's residents need more housing options that meet their needs. Does knowing this make you more likely or less likely to vote yes, in favor of amending the City's Housing Element?
 [RECORD] [IF MORE LIKELY OR LESS LIKELY>>>] And would you say that you are much (more/less) likely or somewhat (more/less) likely?

Base: Total Sample

	GENDER			HOUSEHOLD PARTY						BORN IN US				GENDER/AGE							
	=====			=====			=====			=====				=====				=====			
	TOTAL	MALE	FE-MALE	REP.	DEM.	DTS	REP. HH	DEM. HH	MIXED PARTY HH	US BORN	FOR EIGN BORN	UN KNOWN	18-34	35-54	55-64	65+	18-54	55+	18-54	55+	
Total	303	145	154	97	115	75	80	92	67	272	19	12	50	98	69	86	78	67	67	87	
	100.0	100.0	100.0	100.0	100.0	100.0	100.0	100.0	100.0	100.0	100.0	100.0	100.0	100.0	100.0	100.0	100.0	100.0	100.0	100.0	
MORE LIKELY TO VOTE YES [NET]	159	84	75	44	64	41	37	52	32	143	8	8	29	59	35	36	50	34	38	37	
	52.5	57.9	48.7	45.4	55.7	54.7	46.2	56.5	47.8	52.6	42.1	66.7	58.0	60.2	50.7	41.9	64.1	50.7	56.7	42.5	
Much more likely	84	53	31	25	32	20	23	28	13	73	8	3	17	31	18	18	30	23	18	13	
	27.7	36.6	20.1	25.8	27.8	26.7	28.8	30.4	19.4	26.8	42.1	25.0	34.0	31.6	26.1	20.9	38.5	34.3	26.9	14.9	
Somewhat more likely	75	31	44	19	32	21	14	24	19	70	-	5	12	28	17	18	20	11	20	24	
	24.8	21.4	28.6	19.6	27.8	28.0	17.5	26.1	28.4	25.7	41.7	24.0	28.6	24.6	20.9	25.6	16.4	29.9	27.6		
Makes no difference to me	29	12	17	7	8	14	5	6	9	27	2	-	8	9	7	5	8	4	9	8	
	9.6	8.3	11.0	7.2	7.0	18.7	6.2	6.5	13.4	9.9	10.5	16.0	9.2	10.1	5.8	10.3	6.0	13.4	9.2		
LESS LIKELY TO VOTE YES [NET]	105	47	55	46	35	19	38	28	24	93	8	4	11	28	26	40	20	27	17	38	
	34.7	32.4	35.7	47.4	30.4	25.3	47.5	30.4	35.8	34.2	42.1	33.3	22.0	28.6	37.7	46.5	25.6	40.3	25.4	43.7	
Somewhat less likely	35	13	21	9	13	11	7	10	11	30	2	3	7	13	7	8	8	5	11	10	
	11.6	9.0	13.6	9.3	11.3	14.7	8.8	10.9	16.4	11.0	10.5	25.0	14.0	13.3	10.1	9.3	10.3	7.5	16.4	11.5	
Much less likely	70	34	34	37	22	8	31	18	13	63	6	1	4	15	19	32	12	22	6	28	
	23.1	23.4	22.1	38.1	19.1	10.7	38.8	19.6	19.4	23.2	31.6	8.3	8.0	15.3	27.5	37.2	15.4	32.8	9.0	32.2	
Unsure	7	2	4	-	5	1	-	4	1	6	1	-	1	2	1	3	-	2	2	2	
	2.3	1.4	2.6	4.3	1.3	4.3	1.5	2.2	5.3	2.0	2.0	1.4	3.5	3.0	3.0	2.3	3.0	3.0	2.3		
Refused	3	-	3	-	3	-	-	2	1	3	-	-	1	-	-	2	-	-	1	2	
	1.0	1.9	2.6	2.6	2.2	1.5	1.1	2.2	1.5	1.1	2.0	2.3	2.3	2.3	2.3	2.3	2.3	1.5	2.3		

City of Encinitas Likely Voter Survey

17. Housing costs in Encinitas continue to climb, while the availability and variety of homes in Encinitas continues to drop. Meanwhile, the population is growing and the City's residents need more housing options that meet their needs. Does knowing this make you more likely or less likely to vote yes, in favor of amending the City's Housing Element?
 [RECORD] [IF MORE LIKELY OR LESS LIKELY>>>] And would you say that you are much (more/less) likely or somewhat (more/less) likely?

Base: Total Sample

	PARTY/GENDER							PARTY/AGE						VOTE PROPENSITY						100% NOT HAD CHANC	NEW REGIS TRANT
	GOP		DTS		DEM		GOP		DTS		DEM		5/5	4/5	3/5	2/5	1/5				
	MEN	WOMEN	MEN	WOMEN	MEN	WOMEN	18-54	55+	18-54	55+	18-54	55+									
	TOTAL	MEN	WOMEN	MEN	WOMEN	MEN	WOMEN	18-54	55+	18-54	55+	18-54	55+	5/5	4/5	3/5	2/5	1/5			
Total	303	46	50	38	34	51	64	40	57	47	28	49	66	93	43	60	34	31	6	36	
	100.0	100.0	100.0	100.0	100.0	100.0	100.0	100.0	100.0	100.0	100.0	100.0	100.0	100.0	100.0	100.0	100.0	100.0	100.0	100.0	
MORE LIKELY TO VOTE YES [NET]	159	22	22	23	18	33	31	20	24	29	12	32	32	39	23	32	19	18	4	24	
=====	52.5	47.8	44.0	60.5	52.9	64.7	48.4	50.0	42.1	61.7	42.9	65.3	48.5	41.9	53.5	53.3	55.9	58.1	66.7	66.7	
Much more likely	84	17	8	12	8	20	12	14	11	14	6	16	16	19	11	15	12	10	4	13	
	27.7	37.0	16.0	31.6	23.5	39.2	18.8	35.0	19.3	29.8	21.4	32.7	24.2	20.4	25.6	25.0	35.3	32.3	66.7	36.1	
Somewhat more likely	75	5	14	11	10	13	19	6	13	15	6	16	16	20	12	17	7	8	-	11	
	24.8	10.9	28.0	28.9	29.4	25.5	29.7	15.0	22.8	31.9	21.4	32.7	24.2	21.5	27.9	28.3	20.6	25.8		30.6	
Makes no difference to me	29	3	4	7	7	2	6	5	2	8	6	4	4	8	1	8	4	3	2	3	
	9.6	6.5	8.0	18.4	20.6	3.9	9.4	12.5	3.5	17.0	21.4	8.2	6.1	8.6	2.3	13.3	11.8	9.7	33.3	8.3	
LESS LIKELY TO VOTE YES [NET]	105	21	24	8	9	14	21	15	31	9	10	11	24	42	17	19	10	8	-	9	
=====	34.7	45.7	48.0	21.1	26.5	27.5	32.8	37.5	54.4	19.1	35.7	22.4	36.4	45.2	39.5	31.7	29.4	25.8		25.0	
Somewhat less likely	35	2	7	4	6	5	8	5	4	6	5	7	6	10	5	10	4	3	-	3	
	11.6	4.3	14.0	10.5	17.6	9.8	12.5	12.5	7.0	12.8	17.9	14.3	9.1	10.8	11.6	16.7	11.8	9.7		8.3	
Much less likely	70	19	17	4	3	9	13	10	27	3	5	4	18	32	12	9	6	5	-	6	
	23.1	41.3	34.0	10.5	8.8	17.6	20.3	25.0	47.4	6.4	17.9	8.2	27.3	34.4	27.9	15.0	17.6	16.1		16.7	
Unsure	7	-	-	-	-	2	3	-	-	1	-	1	4	3	1	1	1	1	-	-	
	2.3					3.9	4.7			2.1		2.0	6.1	3.2	2.3	1.7	2.9	3.2			
Refused	3	-	-	-	-	-	3	-	-	-	-	1	2	1	1	-	-	1	-	-	
	1.0						4.7					2.0	3.0	1.1	2.3			3.2			



City of Encinitas Likely Voter Survey

17. Housing costs in Encinitas continue to climb, while the availability and variety of homes in Encinitas continues to drop. Meanwhile, the population is growing and the City's residents need more housing options that meet their needs. Does knowing this make you more likely or less likely to vote yes, in favor of amending the City's Housing Element?
 [RECORD] [IF MORE LIKELY OR LESS LIKELY>>>] And would you say that you are much (more/less) likely or somewhat (more/less) likely?

Base: Total Sample

	TYPE OF VOTER										REGISTRATION DATE					ETHNICITY					LANGUAGE		PHONE TYPE		INITIAL BALLOT TEST		
	PERM- ANENT VOTE BY MAIL	PRE- VIOUS VOTE BY MAIL	ELEC TION DAY	<1 YEAR	<5 YEARS	<10 YEARS	<20 YEARS	20+ YEARS	GEOGRAPHIC 92007	GEOGRAPHIC 92024	LA- TINO	WHITE	BLACK	ASIAN	OTHER	ENGL- ISH	SPAN- ISH	LAND LINE	CELL	YES	NO	UNSURE /REF					
Total	303	192	20	76	63	48	67	73	52	54	249	23	253	1	5	9	299	4	145	158	172	109	22				
	100.0	100.0	100.0	100.0	100.0	100.0	100.0	100.0	100.0	100.0	100.0	100.0	100.0	100.0	100.0	100.0	100.0	100.0	100.0	100.0	100.0	100.0	100.0				
MORE LIKELY TO VOTE YES [NET]	159	94	10	45	38	25	42	28	26	30	129	17	131	-	4	4	155	4	62	97	133	15	11				
	52.5	49.0	50.0	59.2	60.3	52.1	62.7	38.4	50.0	55.6	51.8	73.9	51.8	80.0	44.4	51.8	100.0	42.8	61.4	77.3	13.8	50.0					
Much more likely	84	50	7	21	20	17	19	12	16	19	65	12	67	-	3	2	80	4	31	53	77	5	2				
	27.7	26.0	35.0	27.6	31.7	35.4	28.4	16.4	30.8	35.2	26.1	52.2	26.5	60.0	22.2	26.8	100.0	21.4	33.5	44.8	4.6	9.1					
Somewhat more likely	75	44	3	24	18	8	23	16	10	11	64	5	64	-	1	2	75	-	31	44	56	10	9				
	24.8	22.9	15.0	31.6	28.6	16.7	34.3	21.9	19.2	20.4	25.7	21.7	25.3	20.0	22.2	25.1	-	21.4	27.8	32.6	9.2	40.9					
Makes no difference to me	29	14	3	9	6	5	10	6	2	4	25	1	27	-	-	-	29	-	16	13	14	13	2				
	9.6	7.3	15.0	11.8	9.5	10.4	14.9	8.2	3.8	7.4	10.0	4.3	10.7	-	-	-	9.7	-	11.0	8.2	8.1	11.9	9.1				
LESS LIKELY TO VOTE YES [NET]	105	75	7	21	15	18	15	34	23	18	87	5	86	1	1	5	105	-	61	44	22	77	6				
	34.7	39.1	35.0	27.6	23.8	37.5	22.4	46.6	44.2	33.3	34.9	21.7	34.0	100.0	20.0	55.6	35.1	42.1	27.8	12.8	70.6	27.3					
Somewhat less likely	35	25	1	8	6	5	3	19	2	6	29	4	26	-	1	3	35	-	18	17	14	19	2				
	11.6	13.0	5.0	10.5	9.5	10.4	4.5	26.0	3.8	11.1	11.6	17.4	10.3	20.0	33.3	11.7	-	12.4	10.8	8.1	17.4	9.1					
Much less likely	70	50	6	13	9	13	12	15	21	12	58	1	60	1	-	2	70	-	43	27	8	58	4				
	23.1	26.0	30.0	17.1	14.3	27.1	17.9	20.5	40.4	22.2	23.3	4.3	23.7	100.0	22.2	23.4	-	29.7	17.1	4.7	53.2	18.2					
Unsure	7	6	-	1	3	-	-	4	-	1	6	-	6	-	-	-	7	-	4	3	2	3	2				
	2.3	3.1	-	1.3	4.8	-	-	5.5	-	1.9	2.4	-	2.4	-	-	-	2.3	-	2.8	1.9	1.2	2.8	9.1				
Refused	3	3	-	-	1	-	-	1	1	1	2	-	3	-	-	-	3	-	2	1	1	1	1				
	1.0	1.6	-	-	1.6	-	-	1.4	1.9	1.9	0.8	-	1.2	-	-	-	1.0	-	1.4	0.6	0.6	0.9	4.5				

City of Encinitas Likely Voter Survey

18. California law requires cities to plan for housing availability. Encinitas is the only city in San Diego County that does not have a certified Housing Plan and is in violation of State law. If Encinitas does not provide a plan, the City could be penalized. The City could be blocked from eligibility for grant funds and could be told what it can and cannot do by a judge until a plan is approved. Does knowing this make you more likely or less likely to vote yes, in favor of amending the City's Housing Element? [RECORD] [IF MORE LIKELY OR LESS LIKELY>>>] And would you say that you are much (more/less) likely or somewhat (more/less) likely?

Base: Total Sample

	GENDER			HOUSEHOLD PARTY						BORN IN US				GENDER/AGE							
	=====			PARTY			PURE	PURE	MIXED	FOR			AGE				MEN		WOMEN		
	TOTAL	MALE	MALE	REP.	DEM.	DTS	REP.	DEM.	PARTY	US	FOR	UN	18-34	35-54	55-64	65+	18-54	55+	18-54	55+	
Total	303	145	154	97	115	75	80	92	67	272	19	12	50	98	69	86	78	67	67	87	
	100.0	100.0	100.0	100.0	100.0	100.0	100.0	100.0	100.0	100.0	100.0	100.0	100.0	100.0	100.0	100.0	100.0	100.0	100.0	100.0	
MORE LIKELY TO VOTE YES [NET]	198	95	102	52	83	52	42	65	49	178	11	9	39	68	44	47	57	38	49	53	
=====	65.3	65.5	66.2	53.6	72.2	69.3	52.5	70.7	73.1	65.4	57.9	75.0	78.0	69.4	63.8	54.7	73.1	56.7	73.1	60.9	
Much more likely	121	61	60	25	63	25	20	47	32	109	7	5	26	41	26	28	38	23	29	31	
	39.9	42.1	39.0	25.8	54.8	33.3	25.0	51.1	47.8	40.1	36.8	41.7	52.0	41.8	37.7	32.6	48.7	34.3	43.3	35.6	
Somewhat more likely	77	34	42	27	20	27	22	18	17	69	4	4	13	27	18	19	19	15	20	22	
	25.4	23.4	27.3	27.8	17.4	36.0	27.5	19.6	25.4	25.4	21.1	33.3	26.0	27.6	26.1	22.1	24.4	22.4	29.9	25.3	
Makes no difference to me	20	9	11	7	4	8	7	3	3	19	1	-	4	9	4	3	7	2	6	5	
	6.6	6.2	7.1	7.2	3.5	10.7	8.8	3.3	4.5	7.0	5.3	-	8.0	9.2	5.8	3.5	9.0	3.0	9.0	5.7	
LESS LIKELY TO VOTE YES [NET]	74	38	34	37	21	13	30	18	14	65	7	2	6	19	17	32	14	24	10	24	
=====	24.4	26.2	22.1	38.1	18.3	17.3	37.5	19.6	20.9	23.9	36.8	16.7	12.0	19.4	24.6	37.2	17.9	35.8	14.9	27.6	
Somewhat less likely	18	8	9	7	3	8	5	3	4	14	3	1	1	7	5	5	4	4	3	6	
	5.9	5.5	5.8	7.2	2.6	10.7	6.2	3.3	6.0	5.1	15.8	8.3	2.0	7.1	7.2	5.8	5.1	6.0	4.5	6.9	
Much less likely	56	30	25	30	18	5	25	15	10	51	4	1	5	12	12	27	10	20	7	18	
	18.5	20.7	16.2	30.9	15.7	6.7	31.2	16.3	14.9	18.8	21.1	8.3	10.0	12.2	17.4	31.4	12.8	29.9	10.4	20.7	
Unsure	9	2	6	1	5	2	1	4	1	8	-	1	1	1	4	3	-	2	1	5	
	3.0	1.4	3.9	1.0	4.3	2.7	1.2	4.3	1.5	2.9	-	8.3	2.0	1.0	5.8	3.5	-	3.0	1.5	5.7	
Refused	2	1	1	-	2	-	-	2	-	2	-	-	-	1	-	1	-	1	1	-	
	0.7	0.7	0.6	-	1.7	-	-	2.2	-	0.7	-	-	-	1.0	-	1.2	-	1.5	1.5	-	

City of Encinitas Likely Voter Survey

18. California law requires cities to plan for housing availability. Encinitas is the only city in San Diego County that does not have a certified Housing Plan and is in violation of State law. If Encinitas does not provide a plan, the City could be penalized. The City could be blocked from eligibility for grant funds and could be told what it can and cannot do by a judge until a plan is approved. Does knowing this make you more likely or less likely to vote yes, in favor of amending the City's Housing Element? [RECORD] [IF MORE LIKELY OR LESS LIKELY>>>] And would you say that you are much (more/less) likely or somewhat (more/less) likely?

Base: Total Sample

	PARTY/GENDER							PARTY/AGE						VOTE PROPENSITY						
	GOP		DTS		DEM		GOP		DTS		DEM		5/5	4/5	3/5	2/5	1/5	100% NOT HAD CHANC	NEW REGIS TRANT	
	TOTAL	MEN	WOMEN	MEN	WOMEN	MEN	WOMEN	18-54	55+	18-54	55+	18-54								55+
Total	303	46	50	38	34	51	64	40	57	47	28	49	66	93	43	60	34	31	6	36
	100.0	100.0	100.0	100.0	100.0	100.0	100.0	100.0	100.0	100.0	100.0	100.0	100.0	100.0	100.0	100.0	100.0	100.0	100.0	100.0
MORE LIKELY TO VOTE YES [NET]	198	24	28	25	26	40	43	25	27	36	16	38	45	51	28	41	23	24	5	26
	65.3	52.2	56.0	65.8	76.5	78.4	67.2	62.5	47.4	76.6	57.1	77.6	68.2	54.8	65.1	68.3	67.6	77.4	83.3	72.2
Much more likely	121	13	12	13	12	31	32	11	14	20	5	31	32	31	19	24	14	15	4	14
	39.9	28.3	24.0	34.2	35.3	60.8	50.0	27.5	24.6	42.6	17.9	63.3	48.5	33.3	44.2	40.0	41.2	48.4	66.7	38.9
Somewhat more likely	77	11	16	12	14	9	11	14	13	16	11	7	13	20	9	17	9	9	1	12
	25.4	23.9	32.0	31.6	41.2	17.6	17.2	35.0	22.8	34.0	39.3	14.3	19.7	21.5	20.9	28.3	26.5	29.0	16.7	33.3
Makes no difference to me	20	3	4	5	3	-	4	4	3	6	2	2	2	7	1	4	4	2	-	2
	6.6	6.5	8.0	13.2	8.8		6.2	10.0	5.3	12.8	7.1	4.1	3.0	7.5	2.3	6.7	11.8	6.5		5.6
LESS LIKELY TO VOTE YES [NET]	74	18	18	7	5	10	11	11	26	4	9	8	13	30	12	15	5	4	-	8
	24.4	39.1	36.0	18.4	14.7	19.6	17.2	27.5	45.6	8.5	32.1	16.3	19.7	32.3	27.9	25.0	14.7	12.9		22.2
Somewhat less likely	18	4	3	4	3	-	3	3	4	3	5	2	1	4	4	7	1	-	-	2
	5.9	8.7	6.0	10.5	8.8		4.7	7.5	7.0	6.4	17.9	4.1	1.5	4.3	9.3	11.7	2.9			5.6
Much less likely	56	14	15	3	2	10	8	8	22	1	4	6	12	26	8	8	4	4	-	6
	18.5	30.4	30.0	7.9	5.9	19.6	12.5	20.0	38.6	2.1	14.3	12.2	18.2	28.0	18.6	13.3	11.8	12.9		16.7
Unsure	9	1	-	1	-	-	5	-	1	1	1	-	5	4	2	-	2	1	-	-
	3.0	2.2		2.6			7.8		1.8	2.1	3.6		7.6	4.3	4.7		5.9	3.2		
Refused	2	-	-	-	-	1	1	-	-	-	-	1	1	1	-	-	-	-	1	-
	0.7					2.0	1.6					2.0	1.5	1.1					16.7	

City of Encinitas Likely Voter Survey

18. California law requires cities to plan for housing availability. Encinitas is the only city in San Diego County that does not have a certified Housing Plan and is in violation of State law. If Encinitas does not provide a plan, the City could be penalized. The City could be blocked from eligibility for grant funds and could be told what it can and cannot do by a judge until a plan is approved. Does knowing this make you more likely or less likely to vote yes, in favor of amending the City's Housing Element? [RECORD] [IF MORE LIKELY OR LESS LIKELY>>>] And would you say that you are much (more/less) likely or somewhat (more/less) likely?

Base: Total Sample

	TYPE OF VOTER																											
	PERM- ANENT VOTE BY MAIL				PRE- VIOUS ELEC TION DAY				REGISTRATION DATE					GEOGRAPHIC				ETHNICITY				LANGUAGE		PHONE TYPE		INITIAL BALLOT TEST		
	TOTAL	MAIL	MAIL	DAY	<1 YEAR	<5 YEARS	<10 YEARS	<20 YEARS	20+ YEARS	92007	92024	LA- TINO	WHITE	BLACK	ASIAN	OTHER	ENGL- ISH	SPAN- ISH	LAND LINE	CELL	YES	NO	UNSURE /REF					
Total	303	192	20	76	63	48	67	73	52	54	249	23	253	1	5	9	299	4	145	158	172	109	22					
	100.0	100.0	100.0	100.0	100.0	100.0	100.0	100.0	100.0	100.0	100.0	100.0	100.0	100.0	100.0	100.0	100.0	100.0	100.0	100.0	100.0	100.0	100.0					
MORE LIKELY TO VOTE YES [NET]	198	120	10	55	44	33	46	44	31	37	161	16	166	1	4	6	194	4	87	111	162	21	15					
	65.3	62.5	50.0	72.4	69.8	68.8	68.7	60.3	59.6	68.5	64.7	69.6	65.6	100.0	80.0	66.7	64.9	100.0	60.0	70.3	94.2	19.3	68.2					
Much more likely	121	72	9	31	26	25	28	22	20	25	96	7	105	1	2	4	118	3	52	69	111	6	4					
	39.9	37.5	45.0	40.8	41.3	52.1	41.8	30.1	38.5	46.3	38.6	30.4	41.5	100.0	40.0	44.4	39.5	75.0	35.9	43.7	64.5	5.5	18.2					
Somewhat more likely	77	48	1	24	18	8	18	22	11	12	65	9	61	-	2	2	76	1	35	42	51	15	11					
	25.4	25.0	5.0	31.6	28.6	16.7	26.9	30.1	21.2	22.2	26.1	39.1	24.1	-	40.0	22.2	25.4	25.0	24.1	26.6	29.7	13.8	50.0					
Makes no difference to me	20	12	3	5	6	-	7	4	3	6	14	1	16	-	1	-	20	-	13	7	2	17	1					
	6.6	6.2	15.0	6.6	9.5	-	10.4	5.5	5.8	11.1	5.6	4.3	6.3	-	20.0	-	6.7	-	9.0	4.4	1.2	15.6	4.5					
LESS LIKELY TO VOTE YES [NET]	74	49	7	16	11	14	12	22	15	9	65	6	61	-	-	3	74	-	39	35	6	67	1					
	24.4	25.5	35.0	21.1	17.5	29.2	17.9	30.1	28.8	16.7	26.1	26.1	24.1	-	-	33.3	24.7	-	26.9	22.2	3.5	61.5	4.5					
Somewhat less likely	18	8	1	7	3	3	4	7	1	3	15	3	15	-	-	-	18	-	7	11	1	17	-					
	5.9	4.2	5.0	9.2	4.8	6.2	6.0	9.6	1.9	5.6	6.0	13.0	5.9	-	-	-	6.0	-	4.8	7.0	0.6	15.6	-					
Much less likely	56	41	6	9	8	11	8	15	14	6	50	3	46	-	-	3	56	-	32	24	5	50	1					
	18.5	21.4	30.0	11.8	12.7	22.9	11.9	20.5	26.9	11.1	20.1	13.0	18.2	-	-	33.3	18.7	-	22.1	15.2	2.9	45.9	4.5					
Unsure	9	9	-	-	2	-	1	3	3	2	7	-	8	-	-	-	9	-	6	3	-	4	5					
	3.0	4.7	-	-	3.2	-	1.5	4.1	5.8	3.7	2.8	-	3.2	-	-	-	3.0	-	4.1	1.9	-	3.7	22.7					

City of Encinitas Likely Voter Survey

18. California law requires cities to plan for housing availability. Encinitas is the only city in San Diego County that does not have a certified Housing Plan and is in violation of State law. If Encinitas does not provide a plan, the City could be penalized. The City could be blocked from eligibility for grant funds and could be told what it can and cannot do by a judge until a plan is approved. Does knowing this make you more likely or less likely to vote yes, in favor of amending the City's Housing Element? [RECORD] [IF MORE LIKELY OR LESS LIKELY>>>] And would you say that you are much (more/less) likely or somewhat (more/less) likely?

Base: Total Sample

	TYPE OF VOTER			REGISTRATION DATE					GEOGRAPHIC		ETHNICITY				LANGUAGE		PHONE TYPE		INITIAL BALLOT TEST			
	PERM- ANENT VOTE BY MAIL	PRE- VIOUS VOTE BY MAIL	ELEC TION DAY	<1 YEAR	<5 YEARS	<10 YEARS	<20 YEARS	20+ YEARS	92007	92024	LA- TINO	WHITE	BLACK	ASIAN	OTHER	ENGL- ISH	SPAN- ISH	LAND LINE	CELL	YES	NO	UNSURE /REF
Refused	2	2	-	-	1	1	-	-	-	2	-	2	-	-	-	2	-	-	2	2	-	-
	0.7	1.0			2.1	1.5				0.8		0.8			0.7			1.3	1.2			



City of Encinitas Likely Voter Survey

19. Because there are no longer large open lands to develop in the San Diego Region, attached and multi-family housing, such as townhouses, condo and apartments, are largely what you can expect to see in the future. New housing in the City's Housing Element would consist of attached and multifamily neighborhoods. And most of these new neighborhoods would be mixed-use. A mixed-use project might have both residential and commercial included, such as stores, restaurants and offices on the ground floor and apartments or condos above. Does knowing this make you more likely or less likely to vote yes, in favor of amending the City's Housing Element? [RECORD] [IF MORE LIKELY OR LESS LIKELY>>>] And would you say that you are much (more/less) likely or somewhat (more/less) likely?

Base: Total Sample

	GENDER			HOUSEHOLD PARTY						BORN IN US			GENDER/AGE							
	=====			=====			=====			=====			=====				=====			
	TOTAL	MALE	FE-MALE	REP.	DEM.	DTS	REP. HH	DEM. HH	MIXED HH	US BORN	FOR EIGN BORN	UN KNOWN	18-34	35-54	55-64	65+	18-54	55+	18-54	55+
Total	303	145	154	97	115	75	80	92	67	272	19	12	50	98	69	86	78	67	67	87
	100.0	100.0	100.0	100.0	100.0	100.0	100.0	100.0	100.0	100.0	100.0	100.0	100.0	100.0	100.0	100.0	100.0	100.0	100.0	100.0
MORE LIKELY TO VOTE YES [NET]	151	76	74	39	65	37	32	49	40	138	8	5	24	53	37	37	43	33	33	41
=====	49.8	52.4	48.1	40.2	56.5	49.3	40.0	53.3	59.7	50.7	42.1	41.7	48.0	54.1	53.6	43.0	55.1	49.3	49.3	47.1
Much more likely	74	44	30	17	33	17	14	26	19	69	4	1	11	26	20	17	23	21	14	16
	24.4	30.3	19.5	17.5	28.7	22.7	17.5	28.3	28.4	25.4	21.1	8.3	22.0	26.5	29.0	19.8	29.5	31.3	20.9	18.4
Somewhat more likely	77	32	44	22	32	20	18	23	21	69	4	4	13	27	17	20	20	12	19	25
	25.4	22.1	28.6	22.7	27.8	26.7	22.5	25.0	31.3	25.4	21.1	33.3	26.0	27.6	24.6	23.3	25.6	17.9	28.4	28.7
Makes no difference to me	18	9	9	3	7	8	1	7	5	15	2	1	7	8	3	-	7	2	8	1
	5.9	6.2	5.8	3.1	6.1	10.7	1.2	7.6	7.5	5.5	10.5	8.3	14.0	8.2	4.3		9.0	3.0	11.9	1.1
LESS LIKELY TO VOTE YES [NET]	120	58	60	54	36	26	46	30	21	107	8	5	17	32	29	42	27	31	21	39
=====	39.6	40.0	39.0	55.7	31.3	34.7	57.5	32.6	31.3	39.3	42.1	41.7	34.0	32.7	42.0	48.8	34.6	46.3	31.3	44.8
Somewhat less likely	43	19	23	16	13	14	12	9	11	36	4	3	6	13	13	11	11	8	7	16
	14.2	13.1	14.9	16.5	11.3	18.7	15.0	9.8	16.4	13.2	21.1	25.0	12.0	13.3	18.8	12.8	14.1	11.9	10.4	18.4
Much less likely	77	39	37	38	23	12	34	21	10	71	4	2	11	19	16	31	16	23	14	23
	25.4	26.9	24.0	39.2	20.0	16.0	42.5	22.8	14.9	26.1	21.1	16.7	22.0	19.4	23.2	36.0	20.5	34.3	20.9	26.4
Unsure	10	2	7	1	5	2	1	5	-	9	1	-	1	2	-	7	1	1	1	6
	3.3	1.4	4.5	1.0	4.3	2.7	1.2	5.4		3.3	5.3		2.0	2.0		8.1	1.3	1.5	1.5	6.9
Refused	4	-	4	-	2	2	-	1	1	3	-	1	1	3	-	-	-	-	4	-
	1.3		2.6		1.7	2.7		1.1	1.5	1.1		8.3	2.0	3.1					6.0	

City of Encinitas Likely Voter Survey

19. Because there are no longer large open lands to develop in the San Diego Region, attached and multi-family housing, such as townhouses, condo and apartments, are largely what you can expect to see in the future. New housing in the City's Housing Element would consist of attached and multifamily neighborhoods. And most of these new neighborhoods would be mixed-use. A mixed-use project might have both residential and commercial included, such as stores, restaurants and offices on the ground floor and apartments or condos above. Does knowing this make you more likely or less likely to vote yes, in favor of amending the City's Housing Element? [RECORD] [IF MORE LIKELY OR LESS LIKELY>>>] And would you say that you are much (more/less) likely or somewhat (more/less) likely?

Base: Total Sample

	PARTY/GENDER														PARTY/AGE						VOTE PROPENSITY																			
	GOP						DTS				DEM				GOP		DTS		DEM		100% NOT HAD CHANC		NEW REGIS TRANT																	
	TOTAL	MEN	WOMEN	MEN	WOMEN	MEN	WOMEN	MEN	WOMEN	MEN	WOMEN	MEN	WOMEN	MEN	WOMEN	18-54	55+	18-54	55+	18-54	55+	5/5	4/5	3/5	2/5	1/5														
	-----	-----	-----	-----	-----	-----	-----	-----	-----	-----	-----	-----	-----	-----	-----	-----	-----	-----	-----	-----	-----	-----	-----	-----	-----	-----														
Total	303	46	50	38	34	51	64	40	57	47	28	49	66	93	43	60	34	31	6	36	100.0	100.0	100.0	100.0	100.0	100.0	100.0	100.0	100.0	100.0	100.0	100.0	100.0	100.0	100.0					
MORE LIKELY TO VOTE YES [NET]	151	22	17	20	16	28	37	19	20	23	14	26	39	46	20	28	18	17	5	17	49.8	47.8	34.0	52.6	47.1	54.9	57.8	47.5	35.1	48.9	50.0	53.1	59.1	49.5	46.5	46.7	52.9	54.8	83.3	47.2
Much more likely	74	12	5	12	5	16	17	8	9	9	8	14	19	22	12	11	10	6	4	9	24.4	26.1	10.0	31.6	14.7	31.4	26.6	20.0	15.8	19.1	28.6	28.6	28.8	23.7	27.9	18.3	29.4	19.4	66.7	25.0
Somewhat more likely	77	10	12	8	11	12	20	11	11	14	6	12	20	24	8	17	8	11	1	8	25.4	21.7	24.0	21.1	32.4	23.5	31.2	27.5	19.3	29.8	21.4	24.5	30.3	25.8	18.6	28.3	23.5	35.5	16.7	22.2
Makes no difference to me	18	-	3	5	3	4	3	2	1	7	1	6	1	3	1	5	2	3	-	4	5.9	-	6.0	13.2	8.8	7.8	4.7	5.0	1.8	14.9	3.6	12.2	1.5	3.2	2.3	8.3	5.9	9.7	-	11.1
LESS LIKELY TO VOTE YES [NET]	120	24	29	12	13	19	17	19	35	13	13	14	22	39	19	24	13	9	1	15	39.6	52.2	58.0	31.6	38.2	37.3	26.6	47.5	61.4	27.7	46.4	28.6	33.3	41.9	44.2	40.0	38.2	29.0	16.7	41.7
Somewhat less likely	43	7	9	5	8	7	6	5	11	7	7	7	6	11	5	13	5	5	-	4	14.2	15.2	18.0	13.2	23.5	13.7	9.4	12.5	19.3	14.9	25.0	14.3	9.1	11.8	11.6	21.7	14.7	16.1	-	11.1
Much less likely	77	17	20	7	5	12	11	14	24	6	6	7	16	28	14	11	8	4	1	11	25.4	37.0	40.0	18.4	14.7	23.5	17.2	35.0	42.1	12.8	21.4	14.3	24.2	30.1	32.6	18.3	23.5	12.9	16.7	30.6
Unsure	10	-	1	1	-	-	5	-	1	2	-	1	4	5	3	1	-	1	-	-	3.3	-	2.0	2.6	-	7.8	-	1.8	4.3	-	2.0	6.1	5.4	7.0	1.7	-	3.2	-	-	
Refused	4	-	-	-	2	-	2	-	-	2	-	2	-	-	-	2	1	1	-	-	1.3	-	-	-	5.9	-	3.1	-	-	4.3	-	4.1	-	-	3.3	2.9	3.2	-	-	

City of Encinitas Likely Voter Survey

19. Because there are no longer large open lands to develop in the San Diego Region, attached and multi-family housing, such as townhouses, condo and apartments, are largely what you can expect to see in the future. New housing in the City's Housing Element would consist of attached and multifamily neighborhoods. And most of these new neighborhoods would be mixed-use. A mixed-use project might have both residential and commercial included, such as stores, restaurants and offices on the ground floor and apartments or condos above. Does knowing this make you more likely or less likely to vote yes, in favor of amending the City's Housing Element? [RECORD] [IF MORE LIKELY OR LESS LIKELY>>>] And would you say that you are much (more/less) likely or somewhat (more/less) likely?

Base: Total Sample

	TYPE OF VOTER																											
	PERM- ANENT VOTE BY MAIL				PRE- VOTE BY MAIL				REGISTRATION DATE					GEOGRAPHIC				ETHNICITY				LANGUAGE		PHONE TYPE		INITIAL BALLOT TEST		
	TOTAL	MAIL	MAIL	ELEC DAY	<1 YEAR	<5 YEARS	<10 YEARS	<20 YEARS	20+ YEARS	92007	92024	LA-TINO	WHITE	BLACK	ASIAN	OTHER	ENGL-ISH	SPAN-ISH	LAND LINE	CELL	YES	NO	UNSURE /REF					
	-----	-----	-----	-----	-----	-----	-----	-----	-----	-----	-----	-----	-----	-----	-----	-----	-----	-----	-----	-----	-----	-----	-----					
Total	303	192	20	76	63	48	67	73	52	54	249	23	253	1	5	9	299	4	145	158	172	109	22					
	100.0	100.0	100.0	100.0	100.0	100.0	100.0	100.0	100.0	100.0	100.0	100.0	100.0	100.0	100.0	100.0	100.0	100.0	100.0	100.0	100.0	100.0	100.0					
MORE LIKELY TO VOTE YES [NET]	151	98	7	39	31	24	34	37	25	26	125	13	127	-	2	5	147	4	70	81	121	18	12					
	49.8	51.0	35.0	51.3	49.2	50.0	50.7	50.7	48.1	48.1	50.2	56.5	50.2		40.0	55.6	49.2	100.0	48.3	51.3	70.3	16.5	54.5					
===== Much more likely	74	50	3	17	15	15	15	15	14	14	60	10	61	-	1	2	71	3	32	42	62	7	5					
	24.4	26.0	15.0	22.4	23.8	31.2	22.4	20.5	26.9	25.9	24.1	43.5	24.1		20.0	22.2	23.7	75.0	22.1	26.6	36.0	6.4	22.7					
Somewhat more likely	77	48	4	22	16	9	19	22	11	12	65	3	66	-	1	3	76	1	38	39	59	11	7					
	25.4	25.0	20.0	28.9	25.4	18.8	28.4	30.1	21.2	22.2	26.1	13.0	26.1		20.0	33.3	25.4	25.0	26.2	24.7	34.3	10.1	31.8					
Makes no difference to me	18	8	1	6	4	4	8	2	-	3	15	1	16	-	-	-	18	-	6	12	11	5	2					
	5.9	4.2	5.0	7.9	6.3	8.3	11.9	2.7		5.6	6.0	4.3	6.3				6.0		4.1	7.6	6.4	4.6	9.1					
LESS LIKELY TO VOTE YES [NET]	120	76	11	28	23	20	22	31	24	21	99	8	99	1	1	4	120	-	63	57	31	85	4					
	39.6	39.6	55.0	36.8	36.5	41.7	32.8	42.5	46.2	38.9	39.8	34.8	39.1	100.0	20.0	44.4	40.1		43.4	36.1	18.0	78.0	18.2					
===== Somewhat less likely	43	28	1	11	10	7	10	10	6	7	36	4	38	-	-	-	43	-	19	24	18	23	2					
	14.2	14.6	5.0	14.5	15.9	14.6	14.9	13.7	11.5	13.0	14.5	17.4	15.0				14.4		13.1	15.2	10.5	21.1	9.1					
Much less likely	77	48	10	17	13	13	12	21	18	14	63	4	61	1	1	4	77	-	44	33	13	62	2					
	25.4	25.0	50.0	22.4	20.6	27.1	17.9	28.8	34.6	25.9	25.3	17.4	24.1	100.0	20.0	44.4	25.8		30.3	20.9	7.6	56.9	9.1					
Unsure	10	8	1	1	2	-	3	2	3	3	7	1	8	-	1	-	10	-	5	5	5	1	4					
	3.3	4.2	5.0	1.3	3.2		4.5	2.7	5.8	5.6	2.8	4.3	3.2		20.0		3.3		3.4	3.2	2.9	0.9	18.2					



City of Encinitas Likely Voter Survey

19. Because there are no longer large open lands to develop in the San Diego Region, attached and multi-family housing, such as townhouses, condo and apartments, are largely what you can expect to see in the future. New housing in the City's Housing Element would consist of attached and multifamily neighborhoods. And most of these new neighborhoods would be mixed-use. A mixed-use project might have both residential and commercial included, such as stores, restaurants and offices on the ground floor and apartments or condos above. Does knowing this make you more likely or less likely to vote yes, in favor of amending the City's Housing Element? [RECORD] [IF MORE LIKELY OR LESS LIKELY>>>] And would you say that you are much (more/less) likely or somewhat (more/less) likely?

Base: Total Sample

	TYPE OF VOTER																						
	=====																						
	PERM- ANENT	PRE- VIOUS	ELEC	REGISTRATION DATE					GEOGRAPHIC		ETHNICITY				LANGUAGE		PHONE TYPE		INITIAL BALLOT TEST				
	VOTE BY	VOTE BY	TION DAY	<1 YEAR	<5 YEARS	<10 YEARS	<20 YEARS	20+ YEARS	92007	92024	LA-TINO	WHITE	BLACK	ASIAN	OTHER	ENGL-ISH	SPAN-ISH	LAND LINE	CELL	YES	NO	UNSURE /REF	
Refused	4	2	-	2	3	-	-	1	-	1	3	-	3	-	1	-	4	-	1	3	4	-	-
	1.3	1.0		2.6	4.8			1.4		1.9	1.2		1.2		20.0		1.3		0.7	1.9	2.3		

City of Encinitas Likely Voter Survey

20. If voters do not approve amending the City's Housing Element, residents of Encinitas may see housing costs continue to rise, becoming so costly that its character changes. People may be priced out of the community, or neighborhoods become overcrowded, with several families or generations of the same family living together in one home. Does knowing this make you more likely or less likely to vote yes, in favor of amending the City's Housing Element? [RECORD] [IF MORE LIKELY OR LESS LIKELY>>>] And would you say that you are much (more/less) likely or somewhat (more/less) likely?

Base: Total Sample

	GENDER			HOUSEHOLD PARTY						BORN IN US				GENDER/AGE							
	=====			PARTY			PURE	PURE	MIXED	=====			AGE				MEN		WOMEN		
	TOTAL	MALE	FE-MALE	REP.	DEM.	DTS	REP. HH	DEM. HH	MIXED PARTY HH	US BORN	FOR EIGN BORN	UN KNOWN	18-34	35-54	55-64	65+	18-54	55+	18-54	55+	
Total	303	145	154	97	115	75	80	92	67	272	19	12	50	98	69	86	78	67	67	87	
	100.0	100.0	100.0	100.0	100.0	100.0	100.0	100.0	100.0	100.0	100.0	100.0	100.0	100.0	100.0	100.0	100.0	100.0	100.0	100.0	
MORE LIKELY TO VOTE YES [NET]	156	79	77	39	66	41	34	55	29	138	10	8	34	57	31	34	50	29	41	36	
=====	51.5	54.5	50.0	40.2	57.4	54.7	42.5	59.8	43.3	50.7	52.6	66.7	68.0	58.2	44.9	39.5	64.1	43.3	61.2	41.4	
Much more likely	96	55	41	24	47	21	20	39	21	84	7	5	26	33	16	21	36	19	23	18	
	31.7	37.9	26.6	24.7	40.9	28.0	25.0	42.4	31.3	30.9	36.8	41.7	52.0	33.7	23.2	24.4	46.2	28.4	34.3	20.7	
Somewhat more likely	60	24	36	15	19	20	14	16	8	54	3	3	8	24	15	13	14	10	18	18	
	19.8	16.6	23.4	15.5	16.5	26.7	17.5	17.4	11.9	19.9	15.8	25.0	16.0	24.5	21.7	15.1	17.9	14.9	26.9	20.7	
Makes no difference to me	29	15	14	5	9	12	4	7	11	26	3	-	3	10	9	7	8	7	5	9	
	9.6	10.3	9.1	5.2	7.8	16.0	5.0	7.6	16.4	9.6	15.8	-	6.0	10.2	13.0	8.1	10.3	10.4	7.5	10.3	
LESS LIKELY TO VOTE YES [NET]	101	48	50	49	30	20	40	22	23	92	5	4	11	26	25	39	19	29	16	34	
=====	33.3	33.1	32.5	50.5	26.1	26.7	50.0	23.9	34.3	33.8	26.3	33.3	22.0	26.5	36.2	45.3	24.4	43.3	23.9	39.1	
Somewhat less likely	35	19	16	14	12	8	12	8	9	31	2	2	6	8	9	12	10	9	4	12	
	11.6	13.1	10.4	14.4	10.4	10.7	15.0	8.7	13.4	11.4	10.5	16.7	12.0	8.2	13.0	14.0	12.8	13.4	6.0	13.8	
Much less likely	66	29	34	35	18	12	28	14	14	61	3	2	5	18	16	27	9	20	12	22	
	21.8	20.0	22.1	36.1	15.7	16.0	35.0	15.2	20.9	22.4	15.8	16.7	10.0	18.4	23.2	31.4	11.5	29.9	17.9	25.3	
Unsure	10	2	7	2	5	2	1	4	2	10	-	-	1	2	3	4	1	1	1	6	
	3.3	1.4	4.5	2.1	4.3	2.7	1.2	4.3	3.0	3.7	-	-	2.0	2.0	4.3	4.7	1.3	1.5	1.5	6.9	
Refused	7	1	6	2	5	-	1	4	2	6	1	-	1	3	1	2	-	1	4	2	
	2.3	0.7	3.9	2.1	4.3	-	1.2	4.3	3.0	2.2	5.3	-	2.0	3.1	1.4	2.3	-	1.5	6.0	2.3	

City of Encinitas Likely Voter Survey

20. If voters do not approve amending the City's Housing Element, residents of Encinitas may see housing costs continue to rise, becoming so costly that its character changes. People may be priced out of the community, or neighborhoods become overcrowded, with several families or generations of the same family living together in one home. Does knowing this make you more likely or less likely to vote yes, in favor of amending the City's Housing Element? [RECORD] [IF MORE LIKELY OR LESS LIKELY>>>] And would you say that you are much (more/less) likely or somewhat (more/less) likely?

Base: Total Sample

	PARTY/GENDER								PARTY/AGE						VOTE PROPENSITY									
	GOP		DTS		DEM		GOP		DTS		DEM		5/5	4/5	3/5	2/5	1/5	100% NOT HAD CHANC	NEW REGIS TRANT					
	TOTAL	MEN	WOMEN	MEN	WOMEN	MEN	WOMEN	18-54	55+	18-54	55+	18-54								55+				
Total	303	46	50	38	34	51	64	40	57	47	28	49	66	93	43	60	34	31	6	36				
	100.0	100.0	100.0	100.0	100.0	100.0	100.0	100.0	100.0	100.0	100.0	100.0	100.0	100.0	100.0	100.0	100.0	100.0	100.0	100.0				
MORE LIKELY TO VOTE YES [NET]	156	20	19	21	20	32	34	22	17	28	13	33	33	32	19	37	21	20	5	22				
	51.5	43.5	38.0	55.3	58.8	62.7	53.1	55.0	29.8	59.6	46.4	67.3	50.0	34.4	44.2	61.7	61.8	64.5	83.3	61.1				
Much more likely	96	14	10	14	7	23	24	15	9	16	5	24	23	17	12	21	15	14	3	14				
	31.7	30.4	20.0	36.8	20.6	45.1	37.5	37.5	15.8	34.0	17.9	49.0	34.8	18.3	27.9	35.0	44.1	45.2	50.0	38.9				
Somewhat more likely	60	6	9	7	13	9	10	7	8	12	8	9	10	15	7	16	6	6	2	8				
	19.8	13.0	18.0	18.4	38.2	17.6	15.6	17.5	14.0	25.5	28.6	18.4	15.2	16.1	16.3	26.7	17.6	19.4	33.3	22.2				
Makes no difference to me	29	2	3	8	4	3	6	2	3	5	7	5	4	11	6	4	5	2	1	-				
	9.6	4.3	6.0	21.1	11.8	5.9	9.4	5.0	5.3	10.6	25.0	10.2	6.1	11.8	14.0	6.7	14.7	6.5	16.7	-				
LESS LIKELY TO VOTE YES [NET]	101	23	25	8	10	15	15	15	34	12	8	8	22	42	16	16	7	6	-	14				
	33.3	50.0	50.0	21.1	29.4	29.4	23.4	37.5	59.6	25.5	28.6	16.3	33.3	45.2	37.2	26.7	20.6	19.4	-	38.9				
Somewhat less likely	35	6	8	4	4	8	4	3	11	5	3	5	7	12	8	7	2	-	-	6				
	11.6	13.0	16.0	10.5	11.8	15.7	6.2	7.5	19.3	10.6	10.7	10.2	10.6	12.9	18.6	11.7	5.9	-	-	16.7				
Much less likely	66	17	17	4	6	7	11	12	23	7	5	3	15	30	8	9	5	6	-	8				
	21.8	37.0	34.0	10.5	17.6	13.7	17.2	30.0	40.4	14.9	17.9	6.1	22.7	32.3	18.6	15.0	14.7	19.4	-	22.2				
Unsure	10	1	1	1	-	-	5	-	2	2	-	-	5	7	-	1	1	1	-	-				
	3.3	2.2	2.0	2.6	-	-	7.8	-	3.5	4.3	-	-	7.6	7.5	-	1.7	2.9	3.2	-	-				
Refused	7	-	2	-	-	1	4	1	1	-	-	3	2	1	2	2	-	2	-	-				
	2.3	-	4.0	-	-	2.0	6.2	2.5	1.8	-	-	6.1	3.0	1.1	4.7	3.3	-	6.5	-	-				

City of Encinitas Likely Voter Survey

20. If voters do not approve amending the City's Housing Element, residents of Encinitas may see housing costs continue to rise, becoming so costly that its character changes. People may be priced out of the community, or neighborhoods become overcrowded, with several families or generations of the same family living together in one home. Does knowing this make you more likely or less likely to vote yes, in favor of amending the City's Housing Element? [RECORD] [IF MORE LIKELY OR LESS LIKELY>>>] And would you say that you are much (more/less) likely or somewhat (more/less) likely?

Base: Total Sample

	TYPE OF VOTER																						
	PERMANENT VOTER				REGISTRATION DATE					GEOGRAPHIC		ETHNICITY					LANGUAGE		PHONE TYPE		INITIAL BALLOT TEST		
	TOTAL	MAIL	MAIL	DAY	<1 YEAR	<5 YEARS	<10 YEARS	<20 YEARS	20+ YEARS	92007	92024	LA-TINO	WHITE	BLACK	ASIAN	OTHER	ENGLISH	SPANISH	LAND LINE	CELL	YES	NO	UNSURE /REF
Total	303	192	20	76	63	48	67	73	52	54	249	23	253	1	5	9	299	4	145	158	172	109	22
	100.0	100.0	100.0	100.0	100.0	100.0	100.0	100.0	100.0	100.0	100.0	100.0	100.0	100.0	100.0	100.0	100.0	100.0	100.0	100.0	100.0	100.0	100.0
MORE LIKELY TO VOTE YES [NET]	156	92	8	46	39	28	37	32	20	27	129	14	130	-	5	4	152	4	60	96	130	16	10
	51.5	47.9	40.0	60.5	61.9	58.3	55.2	43.8	38.5	50.0	51.8	60.9	51.4	100.0	44.4	50.8	100.0	41.4	60.8	75.6	14.7	45.5	
Much more likely	96	59	4	27	27	22	22	13	12	18	78	9	78	-	4	3	93	3	31	65	87	6	3
	31.7	30.7	20.0	35.5	42.9	45.8	32.8	17.8	23.1	33.3	31.3	39.1	30.8	80.0	33.3	31.1	75.0	21.4	41.1	50.6	5.5	13.6	
Somewhat more likely	60	33	4	19	12	6	15	19	8	9	51	5	52	-	1	1	59	1	29	31	43	10	7
	19.8	17.2	20.0	25.0	19.0	12.5	22.4	26.0	15.4	16.7	20.5	21.7	20.6	20.0	11.1	19.7	25.0	20.0	19.6	25.0	9.2	31.8	
Makes no difference to me	29	18	3	8	2	5	11	7	4	5	24	2	23	1	-	-	29	-	20	9	13	15	1
	9.6	9.4	15.0	10.5	3.2	10.4	16.4	9.6	7.7	9.3	9.6	8.7	9.1	100.0		9.7		13.8	5.7	7.6	13.8	4.5	
LESS LIKELY TO VOTE YES [NET]	101	71	8	17	19	14	16	27	25	17	84	6	86	-	-	5	101	-	56	45	26	70	5
	33.3	37.0	40.0	22.4	30.2	29.2	23.9	37.0	48.1	31.5	33.7	26.1	34.0			55.6	33.8	38.6	28.5	15.1	64.2	22.7	
Somewhat less likely	35	25	3	4	10	3	3	12	7	5	30	4	28	-	-	3	35	-	16	19	15	19	1
	11.6	13.0	15.0	5.3	15.9	6.2	4.5	16.4	13.5	9.3	12.0	17.4	11.1			33.3	11.7	11.0	12.0	8.7	17.4	4.5	
Much less likely	66	46	5	13	9	11	13	15	18	12	54	2	58	-	-	2	66	-	40	26	11	51	4
	21.8	24.0	25.0	17.1	14.3	22.9	19.4	20.5	34.6	22.2	21.7	8.7	22.9			22.2	22.1	27.6	16.5	6.4	46.8	18.2	
Unsure	10	7	-	3	2	-	1	4	3	3	7	-	9	-	-	-	10	-	7	3	2	4	4
	3.3	3.6		3.9	3.2		1.5	5.5	5.8	5.6	2.8		3.6			3.3		4.8	1.9	1.2	3.7	18.2	

City of Encinitas Likely Voter Survey

20. If voters do not approve amending the City's Housing Element, residents of Encinitas may see housing costs continue to rise, becoming so costly that its character changes. People may be priced out of the community, or neighborhoods become overcrowded, with several families or generations of the same family living together in one home. Does knowing this make you more likely or less likely to vote yes, in favor of amending the City's Housing Element? [RECORD] [IF MORE LIKELY OR LESS LIKELY>>>] And would you say that you are much (more/less) likely or somewhat (more/less) likely?

Base: Total Sample

	TYPE OF VOTER				REGISTRATION DATE					GEOGRAPHIC		ETHNICITY				LANGUAGE		PHONE TYPE		INITIAL BALLOT TEST			
	PERM- ANENT VOTE BY MAIL	PRE- VIOUS VOTE BY MAIL	ELEC TION DAY		<1 YEAR	<5 YEARS	<10 YEARS	<20 YEARS	20+ YEARS	92007	92024	LA- TINO	WHITE	BLACK	ASIAN	OTHER	ENGL- ISH	SPAN- ISH	LAND LINE	CELL	YES	NO	UNSURE /REF
Refused	7	4	1	2	1	1	2	3	-	2	5	1	5	-	-	-	7	-	2	5	1	4	2
	2.3	2.1	5.0	2.6	1.6	2.1	3.0	4.1		3.7	2.0	4.3	2.0				2.3		1.4	3.2	0.6	3.7	9.1

City of Encinitas Likely Voter Survey

21. Amending the City's Housing Element does NOT approve any specific projects. It only allows the City to zone areas for future projects, as needed. Specific projects would still go through the City's permitting process to ensure that any new developments would fit within the City's unique character. The Housing Element includes a new set of zoning and design rules to ensure that new housing and mixed-use neighborhoods are compatible with the City's character. Does knowing this make you more likely or less likely to vote yes, in favor of amending the City's Housing Element? [RECORD] [IF MORE LIKELY OR LESS LIKELY>>>] And would you say that you are much (more/less) likely or somewhat (more/less) likely?

Base: Total Sample

	GENDER			HOUSEHOLD PARTY						BORN IN US			GENDER/AGE							
	=====			=====			=====			=====			=====				=====			
	TOTAL	MALE	FE-MALE	REP.	DEM.	DTS	REP. HH	DEM. HH	MIXED HH	US BORN	FOR EIGN BORN	UN KNOWN	18-34	35-54	55-64	65+	18-54	55+	18-54	55+
Total	303	145	154	97	115	75	80	92	67	272	19	12	50	98	69	86	78	67	67	87
	100.0	100.0	100.0	100.0	100.0	100.0	100.0	100.0	100.0	100.0	100.0	100.0	100.0	100.0	100.0	100.0	100.0	100.0	100.0	100.0
MORE LIKELY TO VOTE YES [NET]	182	84	98	49	77	45	40	60	42	166	10	6	24	65	42	51	43	41	46	52
=====	60.1	57.9	63.6	50.5	67.0	60.0	50.0	65.2	62.7	61.0	52.6	50.0	48.0	66.3	60.9	59.3	55.1	61.2	68.7	59.8
Much more likely	86	45	41	22	41	15	17	32	24	80	4	2	16	30	18	22	24	21	22	19
	28.4	31.0	26.6	22.7	35.7	20.0	21.2	34.8	35.8	29.4	21.1	16.7	32.0	30.6	26.1	25.6	30.8	31.3	32.8	21.8
Somewhat more likely	96	39	57	27	36	30	23	28	18	86	6	4	8	35	24	29	19	20	24	33
	31.7	26.9	37.0	27.8	31.3	40.0	28.8	30.4	26.9	31.6	31.6	33.3	16.0	35.7	34.8	33.7	24.4	29.9	35.8	37.9
Makes no difference to me	31	17	13	7	9	15	7	8	8	28	3	-	12	11	7	1	14	3	8	5
	10.2	11.7	8.4	7.2	7.8	20.0	8.8	8.7	11.9	10.3	15.8		24.0	11.2	10.1	1.2	17.9	4.5	11.9	5.7
LESS LIKELY TO VOTE YES [NET]	79	41	36	41	22	13	33	19	15	69	6	4	10	20	18	31	18	23	11	25
=====	26.1	28.3	23.4	42.3	19.1	17.3	41.2	20.7	22.4	25.4	31.6	33.3	20.0	20.4	26.1	36.0	23.1	34.3	16.4	28.7
Somewhat less likely	24	12	11	9	10	4	7	7	6	20	2	2	8	8	4	4	9	3	6	5
	7.9	8.3	7.1	9.3	8.7	5.3	8.8	7.6	9.0	7.4	10.5	16.7	16.0	8.2	5.8	4.7	11.5	4.5	9.0	5.7
Much less likely	55	29	25	32	12	9	26	12	9	49	4	2	2	12	14	27	9	20	5	20
	18.2	20.0	16.2	33.0	10.4	12.0	32.5	13.0	13.4	18.0	21.1	16.7	4.0	12.2	20.3	31.4	11.5	29.9	7.5	23.0
Unsure	9	1	7	-	6	2	-	4	2	7	-	2	3	1	2	3	1	-	2	5
	3.0	0.7	4.5		5.2	2.7		4.3	3.0	2.6		16.7	6.0	1.0	2.9	3.5	1.3		3.0	5.7
Refused	2	2	-	-	1	-	-	1	-	2	-	-	1	1	-	-	2	-	-	-
	0.7	1.4			0.9			1.1		0.7			2.0	1.0			2.6			

City of Encinitas Likely Voter Survey

21. Amending the City's Housing Element does NOT approve any specific projects. It only allows the City to zone areas for future projects, as needed. Specific projects would still go through the City's permitting process to ensure that any new developments would fit within the City's unique character. The Housing Element includes a new set of zoning and design rules to ensure that new housing and mixed-use neighborhoods are compatible with the City's character. Does knowing this make you more likely or less likely to vote yes, in favor of amending the City's Housing Element? [RECORD] [IF MORE LIKELY OR LESS LIKELY>>>] And would you say that you are much (more/less) likely or somewhat (more/less) likely?

Base: Total Sample

	PARTY/GENDER							PARTY/AGE						VOTE PROPENSITY						100% NOT HAD REGIS CHANC TRANT	
	GOP		DTS		DEM		GOP		DTS		DEM		5/5	4/5	3/5	2/5	1/5	100% NOT HAD REGIS CHANC TRANT	NEW REGIS TRANT		
	MEN	WOMEN	MEN	WOMEN	MEN	WOMEN	18-54	55+	18-54	55+	18-54	55+									
	TOTAL	MEN	WOMEN	MEN	WOMEN	MEN	WOMEN	18-54	55+	18-54	55+	18-54	55+	5/5	4/5	3/5	2/5	1/5	100% NOT HAD REGIS CHANC TRANT	NEW REGIS TRANT	
Total	303	46	50	38	34	51	64	40	57	47	28	49	66	93	43	60	34	31	6	36	
	100.0	100.0	100.0	100.0	100.0	100.0	100.0	100.0	100.0	100.0	100.0	100.0	100.0	100.0	100.0	100.0	100.0	100.0	100.0	100.0	
MORE LIKELY TO VOTE YES [NET]	182	24	25	22	23	32	45	23	26	29	16	29	48	56	27	40	21	20	3	15	
=====	60.1	52.2	50.0	57.9	67.6	62.7	70.3	57.5	45.6	61.7	57.1	59.2	72.7	60.2	62.8	66.7	61.8	64.5	50.0	41.7	
Much more likely	86	11	11	8	7	21	20	11	11	10	5	20	21	22	17	16	13	12	2	4	
	28.4	23.9	22.0	21.1	20.6	41.2	31.2	27.5	19.3	21.3	17.9	40.8	31.8	23.7	39.5	26.7	38.2	38.7	33.3	11.1	
Somewhat more likely	96	13	14	14	16	11	25	12	15	19	11	9	27	34	10	24	8	8	1	11	
	31.7	28.3	28.0	36.8	47.1	21.6	39.1	30.0	26.3	40.4	39.3	18.4	40.9	36.6	23.3	40.0	23.5	25.8	16.7	30.6	
Makes no difference to me	31	3	4	9	5	5	4	4	3	12	3	7	2	5	3	5	4	4	3	7	
	10.2	6.5	8.0	23.7	14.7	9.8	6.2	10.0	5.3	25.5	10.7	14.3	3.0	5.4	7.0	8.3	11.8	12.9	50.0	19.4	
LESS LIKELY TO VOTE YES [NET]	79	19	21	7	5	12	10	13	28	4	9	10	12	27	13	15	8	5	-	11	
=====	26.1	41.3	42.0	18.4	14.7	23.5	15.6	32.5	49.1	8.5	32.1	20.4	18.2	29.0	30.2	25.0	23.5	16.1		30.6	
Somewhat less likely	24	4	5	1	2	6	4	5	4	2	2	8	2	2	4	7	1	2	-	8	
	7.9	8.7	10.0	2.6	5.9	11.8	6.2	12.5	7.0	4.3	7.1	16.3	3.0	2.2	9.3	11.7	2.9	6.5		22.2	
Much less likely	55	15	16	6	3	6	6	8	24	2	7	2	10	25	9	8	7	3	-	3	
	18.2	32.6	32.0	15.8	8.8	11.8	9.4	20.0	42.1	4.3	25.0	4.1	15.2	26.9	20.9	13.3	20.6	9.7		8.3	
Unsure	9	-	-	-	1	1	5	-	-	2	-	2	4	5	-	-	1	2	-	1	
	3.0				2.9	2.0	7.8			4.3		4.1	6.1	5.4			2.9	6.5		2.8	
Refused	2	-	-	-	-	1	-	-	-	-	-	1	-	-	-	-	-	-	-	2	
	0.7					2.0						2.0								5.6	

City of Encinitas Likely Voter Survey

21. Amending the City's Housing Element does NOT approve any specific projects. It only allows the City to zone areas for future projects, as needed. Specific projects would still go through the City's permitting process to ensure that any new developments would fit within the City's unique character. The Housing Element includes a new set of zoning and design rules to ensure that new housing and mixed-use neighborhoods are compatible with the City's character. Does knowing this make you more likely or less likely to vote yes, in favor of amending the City's Housing Element? [RECORD] [IF MORE LIKELY OR LESS LIKELY>>>] And would you say that you are much (more/less) likely or somewhat (more/less) likely?

Base: Total Sample

	TYPE OF VOTER																											
	PERM- ANENT VOTE BY MAIL				PRE- VOTE BY MAIL				REGISTRATION DATE					GEOGRAPHIC				ETHNICITY				LANGUAGE		PHONE TYPE		INITIAL BALLOT TEST		
	TOTAL	MAIL	MAIL	ELEC DAY	<1 YEAR	<5 YEARS	<10 YEARS	<20 YEARS	20+ YEARS	92007	92024	LA-TINO	WHITE	BLACK	ASIAN	OTHER	ENGL-ISH	SPAN-ISH	LAND LINE	CELL	YES	NO	UNSURE /REF					
	100.0	100.0	100.0	100.0	100.0	100.0	100.0	100.0	100.0	100.0	100.0	100.0	100.0	100.0	100.0	100.0	100.0	100.0	100.0	100.0	100.0	100.0	100.0					
Total	303	192	20	76	63	48	67	73	52	54	249	23	253	1	5	9	299	4	145	158	172	109	22					
MORE LIKELY TO VOTE YES [NET]	182	116	9	51	33	29	47	43	30	33	149	16	151	1	3	6	179	3	84	98	137	33	12					
===== Much more likely	86	55	3	25	17	19	19	15	16	23	63	7	72	1	1	2	85	1	36	50	77	6	3					
===== Somewhat more likely	96	61	6	26	16	10	28	28	14	10	86	9	79	-	2	4	94	2	48	48	60	27	9					
===== Makes no difference to me	31	17	2	6	11	5	5	8	2	6	25	2	27	-	-	1	30	1	12	19	16	13	2					
===== LESS LIKELY TO VOTE YES [NET]	79	51	8	17	14	13	15	19	18	12	67	5	66	-	1	1	79	-	43	36	15	59	5					
===== Somewhat less likely	24	15	1	5	10	2	5	5	2	4	20	3	19	-	-	1	24	-	8	16	10	13	1					
===== Much less likely	55	36	7	12	4	11	10	14	16	8	47	2	47	-	1	-	55	-	35	20	5	46	4					
===== Unsure	9	6	1	2	3	1	-	3	2	3	6	-	8	-	1	-	9	-	6	3	4	3	2					
===== Total	3.0	3.1	5.0	2.6	4.8	2.1	-	4.1	3.8	5.6	2.4	-	3.2	-	20.0	-	3.0	-	4.1	1.9	2.3	2.8	9.1					



City of Encinitas Likely Voter Survey

21. Amending the City's Housing Element does NOT approve any specific projects. It only allows the City to zone areas for future projects, as needed. Specific projects would still go through the City's permitting process to ensure that any new developments would fit within the City's unique character. The Housing Element includes a new set of zoning and design rules to ensure that new housing and mixed-use neighborhoods are compatible with the City's character. Does knowing this make you more likely or less likely to vote yes, in favor of amending the City's Housing Element? [RECORD] [IF MORE LIKELY OR LESS LIKELY>>>] And would you say that you are much (more/less) likely or somewhat (more/less) likely?

Base: Total Sample

	TYPE OF VOTER																						
	=====																						
	PERM- ANENT	PRE- VIOUS	REGISTRATION DATE					GEOGRAPHIC					ETHNICITY				LANGUAGE		PHONE TYPE		INITIAL BALLOT TEST		
	VOTE BY	VOTE BY	ELEC TION	<1 YEAR	<5 YEARS	<10 YEARS	<20 YEARS	20+ YEARS	92007	92024	LA- TINO	WHITE	BLACK	ASIAN	OTHER	ENGL- ISH	SPAN- ISH	LAND LINE	CELL	YES	NO	UNSURE /REF	
Refused	2	2	-	-	2	-	-	-	-	2	-	1	-	-	1	2	-	-	2	-	1	1	
	0.7	1.0			3.2					0.8		0.4			11.1	0.7			1.3		0.9	4.5	

City of Encinitas Likely Voter Survey

22. Amending the City's Housing Element could bring new housing projects to the city that would not only be walkable, meaning create less traffic because they would be located within walking distance to shops and restaurants, but also they could be built near transportation hubs such as the train station and bus transit. This could cut down on new traffic in Encinitas? [RECORD] [IF MORE LIKELY OR LESS LIKELY>>>] And would you say that you are much (more/less) likely or somewhat (more/less) likely?

Base: Total Sample

	GENDER			HOUSEHOLD PARTY						BORN IN US				GENDER/AGE							
	=====			=====			=====			=====				=====				=====			
	TOTAL	MALE	FE-MALE	REP.	DEM.	DTS	REP. HH	DEM. HH	MIXED PARTY HH	US BORN	FOR EIGN BORN	UN KNOWN	18-34	35-54	55-64	65+	18-54	55+	18-54	55+	
Total	303	145	154	97	115	75	80	92	67	272	19	12	50	98	69	86	78	67	67	87	
	100.0	100.0	100.0	100.0	100.0	100.0	100.0	100.0	100.0	100.0	100.0	100.0	100.0	100.0	100.0	100.0	100.0	100.0	100.0	100.0	
MORE LIKELY TO VOTE YES [NET]	184	91	92	46	80	45	37	61	44	162	12	10	37	66	40	41	54	37	48	44	
=====	60.7	62.8	59.7	47.4	69.6	60.0	46.2	66.3	65.7	59.6	63.2	83.3	74.0	67.3	58.0	47.7	69.2	55.2	71.6	50.6	
Much more likely	109	60	49	25	47	29	21	39	26	94	8	7	19	42	23	25	32	28	29	20	
	36.0	41.4	31.8	25.8	40.9	38.7	26.2	42.4	38.8	34.6	42.1	58.3	38.0	42.9	33.3	29.1	41.0	41.8	43.3	23.0	
Somewhat more likely	75	31	43	21	33	16	16	22	18	68	4	3	18	24	17	16	22	9	19	24	
	24.8	21.4	27.9	21.6	28.7	21.3	20.0	23.9	26.9	25.0	21.1	25.0	36.0	24.5	24.6	18.6	28.2	13.4	28.4	27.6	
Makes no difference to me	23	12	11	9	4	10	8	4	5	22	1	-	4	8	8	3	9	3	3	8	
	7.6	8.3	7.1	9.3	3.5	13.3	10.0	4.3	7.5	8.1	5.3		8.0	8.2	11.6	3.5	11.5	4.5	4.5	9.2	
LESS LIKELY TO VOTE YES [NET]	91	42	47	41	28	19	34	24	18	83	6	2	8	24	21	38	15	27	16	31	
=====	30.0	29.0	30.5	42.3	24.3	25.3	42.5	26.1	26.9	30.5	31.6	16.7	16.0	24.5	30.4	44.2	19.2	40.3	23.9	35.6	
Somewhat less likely	32	13	18	11	11	10	8	8	10	30	2	-	7	10	7	8	8	5	8	10	
	10.6	9.0	11.7	11.3	9.6	13.3	10.0	8.7	14.9	11.0	10.5		14.0	10.2	10.1	9.3	10.3	7.5	11.9	11.5	
Much less likely	59	29	29	30	17	9	26	16	8	53	4	2	1	14	14	30	7	22	8	21	
	19.5	20.0	18.8	30.9	14.8	12.0	32.5	17.4	11.9	19.5	21.1	16.7	2.0	14.3	20.3	34.9	9.0	32.8	11.9	24.1	
Unsure	4	-	3	-	3	1	-	3	-	4	-	-	1	-	-	3	-	-	-	3	
	1.3		1.9		2.6	1.3		3.3		1.5			2.0			3.5				3.4	
Refused	1	-	1	1	-	-	1	-	-	1	-	-	-	-	-	1	-	-	-	1	
	0.3		0.6	1.0			1.2			0.4						1.2				1.1	

City of Encinitas Likely Voter Survey

22. Amending the City's Housing Element could bring new housing projects to the city that would not only be walkable, meaning create less traffic because they would be located within walking distance to shops and restaurants, but also they could be built near transportation hubs such as the train station and bus transit. This could cut down on new traffic in Encinitas? [RECORD] [IF MORE LIKELY OR LESS LIKELY>>>] And would you say that you are much (more/less) likely or somewhat (more/less) likely?

Base: Total Sample

	PARTY/GENDER							PARTY/AGE						VOTE PROPENSITY					100% NOT HAD CHANC	NEW REGIS TRANT
	GOP		DTS		DEM		GOP		DTS		DEM		5/5	4/5	3/5	2/5	1/5			
	MEN	WOMEN	MEN	WOMEN	MEN	WOMEN	18-54	55+	18-54	55+	18-54	55+								
	TOTAL																			
Total	303	46	50	38	34	51	64	40	57	47	28	49	66	93	43	60	34	31	6	36
	100.0	100.0	100.0	100.0	100.0	100.0	100.0	100.0	100.0	100.0	100.0	100.0	100.0	100.0	100.0	100.0	100.0	100.0	100.0	100.0
MORE LIKELY TO VOTE YES [NET]	184	26	20	20	24	37	43	23	23	32	13	38	42	52	23	36	22	21	6	24
=====	60.7	56.5	40.0	52.6	70.6	72.5	67.2	57.5	40.4	68.1	46.4	77.6	63.6	55.9	53.5	60.0	64.7	67.7	100.0	66.7
Much more likely	109	17	8	15	14	23	24	13	12	21	8	22	25	29	15	20	14	13	5	13
	36.0	37.0	16.0	39.5	41.2	45.1	37.5	32.5	21.1	44.7	28.6	44.9	37.9	31.2	34.9	33.3	41.2	41.9	83.3	36.1
Somewhat more likely	75	9	12	5	10	14	19	10	11	11	5	16	17	23	8	16	8	8	1	11
	24.8	19.6	24.0	13.2	29.4	27.5	29.7	25.0	19.3	23.4	17.9	32.7	25.8	24.7	18.6	26.7	23.5	25.8	16.7	30.6
Makes no difference to me	23	4	5	7	3	1	3	4	5	6	4	2	2	7	2	5	2	4	-	3
	7.6	8.7	10.0	18.4	8.8	2.0	4.7	10.0	8.8	12.8	14.3	4.1	3.0	7.5	4.7	8.3	5.9	12.9	-	8.3
LESS LIKELY TO VOTE YES [NET]	91	16	24	11	7	13	15	13	28	8	11	9	19	32	17	18	10	5	-	9
=====	30.0	34.8	48.0	28.9	20.6	25.5	23.4	32.5	49.1	17.0	39.3	18.4	28.8	34.4	39.5	30.0	29.4	16.1	-	25.0
Somewhat less likely	32	3	8	6	3	4	7	6	5	5	5	6	5	9	3	11	2	2	-	5
	10.6	6.5	16.0	15.8	8.8	7.8	10.9	15.0	8.8	10.6	17.9	12.2	7.6	9.7	7.0	18.3	5.9	6.5	-	13.9
Much less likely	59	13	16	5	4	9	8	7	23	3	6	3	14	23	14	7	8	3	-	4
	19.5	28.3	32.0	13.2	11.8	17.6	12.5	17.5	40.4	6.4	21.4	6.1	21.2	24.7	32.6	11.7	23.5	9.7	-	11.1
Unsure	4	-	-	-	-	-	3	-	-	1	-	-	3	1	1	1	-	1	-	-
	1.3	-	-	-	-	-	4.7	-	-	2.1	-	-	4.5	1.1	2.3	1.7	-	3.2	-	-
Refused	1	-	1	-	-	-	-	-	1	-	-	-	-	1	-	-	-	-	-	-
	0.3	-	2.0	-	-	-	-	-	1.8	-	-	-	-	1.1	-	-	-	-	-	-

City of Encinitas Likely Voter Survey

22. Amending the City's Housing Element could bring new housing projects to the city that would not only be walkable, meaning create less traffic because they would be located within walking distance to shops and restaurants, but also they could be built near transportation hubs such as the train station and bus transit. This could cut down on new traffic in Encinitas? [RECORD] [IF MORE LIKELY OR LESS LIKELY>>>] And would you say that you are much (more/less) likely or somewhat (more/less) likely?

Base: Total Sample

	TYPE OF VOTER				REGISTRATION DATE					GEOGRAPHIC		ETHNICITY				LANGUAGE		PHONE TYPE		INITIAL BALLOT TEST			
	PERM- ANENT VOTE BY MAIL	PRE- VIOUS VOTE BY MAIL	ELEC TION DAY		<1 YEAR	<5 YEARS	<10 YEARS	<20 YEARS	20+ YEARS	92007	92024	LA- TINO	WHITE	BLACK	ASIAN	OTHER	ENGL- ISH	SPAN- ISH	LAND LINE	CELL	YES	NO	UNSURE /REF
Total	303	192	20	76	63	48	67	73	52	54	249	23	253	1	5	9	299	4	145	158	172	109	22
	100.0	100.0	100.0	100.0	100.0	100.0	100.0	100.0	100.0	100.0	100.0	100.0	100.0	100.0	100.0	100.0	100.0	100.0	100.0	100.0	100.0	100.0	100.0
MORE LIKELY TO VOTE YES [NET]	184	114	11	46	43	31	39	43	28	33	151	16	156	-	4	4	180	4	80	104	146	23	15
	60.7	59.4	55.0	60.5	68.3	64.6	58.2	58.9	53.8	61.1	60.6	69.6	61.7		80.0	44.4	60.2	100.0	55.2	65.8	84.9	21.1	68.2
Much more likely	109	67	8	27	25	24	21	19	20	23	86	9	94	-	3	2	106	3	44	65	98	7	4
	36.0	34.9	40.0	35.5	39.7	50.0	31.3	26.0	38.5	42.6	34.5	39.1	37.2		60.0	22.2	35.5	75.0	30.3	41.1	57.0	6.4	18.2
Somewhat more likely	75	47	3	19	18	7	18	24	8	10	65	7	62	-	1	2	74	1	36	39	48	16	11
	24.8	24.5	15.0	25.0	28.6	14.6	26.9	32.9	15.4	18.5	26.1	30.4	24.5		20.0	22.2	24.7	25.0	24.8	24.7	27.9	14.7	50.0
Makes no difference to me	23	15	1	7	5	2	7	7	2	4	19	1	19	-	-	1	23	-	12	11	10	12	1
	7.6	7.8	5.0	9.2	7.9	4.2	10.4	9.6	3.8	7.4	7.6	4.3	7.5			11.1	7.7		8.3	7.0	5.8	11.0	4.5
LESS LIKELY TO VOTE YES [NET]	91	59	7	23	14	15	20	22	20	15	76	6	73	1	1	4	91	-	50	41	16	72	3
	30.0	30.7	35.0	30.3	22.2	31.2	29.9	30.1	38.5	27.8	30.5	26.1	28.9	100.0	20.0	44.4	30.4		34.5	25.9	9.3	66.1	13.6
Somewhat less likely	32	17	-	13	9	3	10	6	4	6	26	3	25	-	1	3	32	-	14	18	8	24	-
	10.6	8.9		17.1	14.3	6.2	14.9	8.2	7.7	11.1	10.4	13.0	9.9		20.0	33.3	10.7		9.7	11.4	4.7	22.0	
Much less likely	59	42	7	10	5	12	10	16	16	9	50	3	48	1	-	1	59	-	36	23	8	48	3
	19.5	21.9	35.0	13.2	7.9	25.0	14.9	21.9	30.8	16.7	20.1	13.0	19.0	100.0		11.1	19.7		24.8	14.6	4.7	44.0	13.6
Unsure	4	4	-	-	1	-	1	-	2	1	3	-	4	-	-	-	4	-	2	2	-	1	3
	1.3	2.1			1.6		1.5		3.8	1.9	1.2		1.6				1.3		1.4	1.3		0.9	13.6
Refused	1	-	1	-	-	-	-	1	-	1	-	-	1	-	-	-	1	-	1	-	-	1	-
	0.3		5.0					1.4		1.9			0.4				0.3		0.7			0.9	

City of Encinitas Likely Voter Survey

23. The City's Housing Element would provide a mix of building types and site designs that reflect the unique characters of each of Encinitas' variety of neighborhoods. Does knowing this make you more likely or less likely to vote yes, in favor of amending the City's Housing Element? [RECORD] [IF MORE LIKELY OR LESS LIKELY>>>] And would you say that you are much (more/less) likely or somewhat (more/less) likely?

Base: Total Sample

	GENDER			HOUSEHOLD PARTY						BORN IN US				GENDER/AGE							
	=====		FE-	=====			PURE	PURE	MIXED	=====			=====				=====		=====		
	TOTAL	MALE		MALE	REP.	DEM.				DTS	REP.	DEM.	PARTY	US	FOR	EIGN	UN	18-34	35-54	55-64	65+
Total	303	145	154	97	115	75	80	92	67	272	19	12	50	98	69	86	78	67	67	87	
	100.0	100.0	100.0	100.0	100.0	100.0	100.0	100.0	100.0	100.0	100.0	100.0	100.0	100.0	100.0	100.0	100.0	100.0	100.0	100.0	
MORE LIKELY TO VOTE YES [NET]	179	88	91	48	79	41	39	62	44	163	8	8	32	63	39	45	51	37	44	47	
=====	59.1	60.7	59.1	49.5	68.7	54.7	48.8	67.4	65.7	59.9	42.1	66.7	64.0	64.3	56.5	52.3	65.4	55.2	65.7	54.0	
Much more likely	83	45	38	24	38	14	20	33	17	76	5	2	14	28	22	19	26	19	16	22	
	27.4	31.0	24.7	24.7	33.0	18.7	25.0	35.9	25.4	27.9	26.3	16.7	28.0	28.6	31.9	22.1	33.3	28.4	23.9	25.3	
Somewhat more likely	96	43	53	24	41	27	19	29	27	87	3	6	18	35	17	26	25	18	28	25	
	31.7	29.7	34.4	24.7	35.7	36.0	23.8	31.5	40.3	32.0	15.8	50.0	36.0	35.7	24.6	30.2	32.1	26.9	41.8	28.7	
Makes no difference to me	36	17	18	10	9	14	8	7	10	32	4	-	11	12	7	6	11	6	11	7	
	11.9	11.7	11.7	10.3	7.8	18.7	10.0	7.6	14.9	11.8	21.1		22.0	12.2	10.1	7.0	14.1	9.0	16.4	8.0	
LESS LIKELY TO VOTE YES [NET]	80	38	40	38	23	18	32	21	11	70	7	3	6	22	22	30	16	22	11	29	
=====	26.4	26.2	26.0	39.2	20.0	24.0	40.0	22.8	16.4	25.7	36.8	25.0	12.0	22.4	31.9	34.9	20.5	32.8	16.4	33.3	
Somewhat less likely	32	17	14	13	7	12	11	6	4	28	3	1	6	10	11	5	11	6	4	10	
	10.6	11.7	9.1	13.4	6.1	16.0	13.8	6.5	6.0	10.3	15.8	8.3	12.0	10.2	15.9	5.8	14.1	9.0	6.0	11.5	
Much less likely	48	21	26	25	16	6	21	15	7	42	4	2	-	12	11	25	5	16	7	19	
	15.8	14.5	16.9	25.8	13.9	8.0	26.2	16.3	10.4	15.4	21.1	16.7		12.2	15.9	29.1	6.4	23.9	10.4	21.8	
Unsure	6	2	3	1	3	1	1	1	2	6	-	-	1	-	1	4	-	2	-	3	
	2.0	1.4	1.9	1.0	2.6	1.3	1.2	1.1	3.0	2.2			2.0		1.4	4.7		3.0		3.4	
Refused	2	-	2	-	1	1	-	1	-	1	-	1	-	1	-	1	-	-	1	1	
	0.7		1.3		0.9	1.3		1.1		0.4		8.3		1.0		1.2			1.5	1.1	

City of Encinitas Likely Voter Survey

23. The City's Housing Element would provide a mix of building types and site designs that reflect the unique characters of each of Encinitas' variety of neighborhoods. Does knowing this make you more likely or less likely to vote yes, in favor of amending the City's Housing Element? [RECORD] [IF MORE LIKELY OR LESS LIKELY>>>] And would you say that you are much (more/less) likely or somewhat (more/less) likely?

Base: Total Sample

	PARTY/GENDER							PARTY/AGE						VOTE PROPENSITY							100% NOT HAD CHANC	NEW REGIS TRANT
	GOP		DTS		DEM		GOP		DTS		DEM		5/5	4/5	3/5	2/5	1/5					
	MEN	WOMEN	MEN	WOMEN	MEN	WOMEN	18-54	55+	18-54	55+	18-54	55+										
	TOTAL	MEN	WOMEN	MEN	WOMEN	MEN	WOMEN	18-54	55+	18-54	55+	18-54	55+	5/5	4/5	3/5	2/5	1/5				
Total	303	46	50	38	34	51	64	40	57	47	28	49	66	93	43	60	34	31	6	36		
	100.0	100.0	100.0	100.0	100.0	100.0	100.0	100.0	100.0	100.0	100.0	100.0	100.0	100.0	100.0	100.0	100.0	100.0	100.0	100.0		
MORE LIKELY TO VOTE YES [NET]	179	26	22	22	19	34	45	22	26	27	14	37	42	47	26	38	22	20	4	22		
	59.1	56.5	44.0	57.9	55.9	66.7	70.3	55.0	45.6	57.4	50.0	75.5	63.6	50.5	60.5	63.3	64.7	64.5	66.7	61.1		
Much more likely	83	17	7	8	6	16	22	13	11	9	5	14	24	22	11	16	13	10	3	8		
	27.4	37.0	14.0	21.1	17.6	31.4	34.4	32.5	19.3	19.1	17.9	28.6	36.4	23.7	25.6	26.7	38.2	32.3	50.0	22.2		
Somewhat more likely	96	9	15	14	13	18	23	9	15	18	9	23	18	25	15	22	9	10	1	14		
	31.7	19.6	30.0	36.8	38.2	35.3	35.9	22.5	26.3	38.3	32.1	46.9	27.3	26.9	34.9	36.7	26.5	32.3	16.7	38.9		
Makes no difference to me	36	4	6	6	7	4	5	6	4	10	4	5	4	11	2	6	4	6	2	5		
	11.9	8.7	12.0	15.8	20.6	7.8	7.8	15.0	7.0	21.3	14.3	10.2	6.1	11.8	4.7	10.0	11.8	19.4	33.3	13.9		
LESS LIKELY TO VOTE YES [NET]	80	15	22	10	7	12	11	12	26	8	10	7	16	30	15	15	7	4	-	9		
	26.4	32.6	44.0	26.3	20.6	23.5	17.2	30.0	45.6	17.0	35.7	14.3	24.2	32.3	34.9	25.0	20.6	12.9	-	25.0		
Somewhat less likely	32	5	8	8	3	4	3	4	9	8	4	4	3	9	7	7	2	1	-	6		
	10.6	10.9	16.0	21.1	8.8	7.8	4.7	10.0	15.8	17.0	14.3	8.2	4.5	9.7	16.3	11.7	5.9	3.2	-	16.7		
Much less likely	48	10	14	2	4	8	8	8	17	-	6	3	13	21	8	8	5	3	-	3		
	15.8	21.7	28.0	5.3	11.8	15.7	12.5	20.0	29.8	-	21.4	6.1	19.7	22.6	18.6	13.3	14.7	9.7	-	8.3		
Unsure	6	1	-	-	-	1	2	-	1	1	-	-	3	5	-	-	-	1	-	-		
	2.0	2.2	-	-	-	2.0	3.1	-	1.8	2.1	-	-	4.5	5.4	-	-	-	3.2	-	-		
Refused	2	-	-	-	1	-	1	-	-	1	-	-	1	-	-	1	1	-	-	-		
	0.7	-	-	-	2.9	-	1.6	-	-	2.1	-	-	1.5	-	-	1.7	2.9	-	-	-		

City of Encinitas Likely Voter Survey

23. The City's Housing Element would provide a mix of building types and site designs that reflect the unique characters of each of Encinitas' variety of neighborhoods. Does knowing this make you more likely or less likely to vote yes, in favor of amending the City's Housing Element? [RECORD] [IF MORE LIKELY OR LESS LIKELY>>>] And would you say that you are much (more/less) likely or somewhat (more/less) likely?

Base: Total Sample

	TYPE OF VOTER																											
	PERM- ANENT VOTE BY MAIL				PRE- VOTE BY MAIL				REGISTRATION DATE					GEOGRAPHIC				ETHNICITY				LANGUAGE		PHONE TYPE		INITIAL BALLOT TEST		
	TOTAL	MAIL	MAIL	ELEC TION DAY	<1 YEAR	<5 YEARS	<10 YEARS	<20 YEARS	20+ YEARS	92007	92024	LA- TINO	WHITE	BLACK	ASIAN	OTHER	ENGL- ISH	SPAN- ISH	LAND LINE	CELL	YES	NO	UNSURE /REF					
	100.0	100.0	100.0	100.0	100.0	100.0	100.0	100.0	100.0	100.0	100.0	100.0	100.0	100.0	100.0	100.0	100.0	100.0	100.0	100.0	100.0	100.0	100.0					
Total	303	192	20	76	63	48	67	73	52	54	249	23	253	1	5	9	299	4	145	158	172	109	22					
MORE LIKELY TO VOTE YES [NET]	179	111	9	51	38	30	41	41	29	38	141	16	149	1	4	6	175	4	81	98	140	27	12					
=====	59.1	57.8	45.0	67.1	60.3	62.5	61.2	56.2	55.8	70.4	56.6	69.6	58.9	100.0	80.0	66.7	58.5	100.0	55.9	62.0	81.4	24.8	54.5					
Much more likely	83	51	4	25	15	18	16	18	16	19	64	9	69	-	1	2	81	2	35	48	71	8	4					
	27.4	26.6	20.0	32.9	23.8	37.5	23.9	24.7	30.8	35.2	25.7	39.1	27.3		20.0	22.2	27.1	50.0	24.1	30.4	41.3	7.3	18.2					
Somewhat more likely	96	60	5	26	23	12	25	23	13	19	77	7	80	1	3	4	94	2	46	50	69	19	8					
	31.7	31.2	25.0	34.2	36.5	25.0	37.3	31.5	25.0	35.2	30.9	30.4	31.6	100.0	60.0	44.4	31.4	50.0	31.7	31.6	40.1	17.4	36.4					
Makes no difference to me	36	21	3	8	10	4	12	6	4	5	31	2	30	-	-	1	36	-	16	20	15	17	4					
	11.9	10.9	15.0	10.5	15.9	8.3	17.9	8.2	7.7	9.3	12.4	8.7	11.9			11.1	12.0		11.0	12.7	8.7	15.6	18.2					
LESS LIKELY TO VOTE YES [NET]	80	53	7	17	13	14	13	24	16	10	70	5	68	-	-	2	80	-	42	38	14	62	4					
=====	26.4	27.6	35.0	22.4	20.6	29.2	19.4	32.9	30.8	18.5	28.1	21.7	26.9			22.2	26.8		29.0	24.1	8.1	56.9	18.2					
Somewhat less likely	32	22	-	7	9	6	6	11	-	3	29	2	28	-	-	1	32	-	9	23	8	23	1					
	10.6	11.5		9.2	14.3	12.5	9.0	15.1		5.6	11.6	8.7	11.1			11.1	10.7		6.2	14.6	4.7	21.1	4.5					
Much less likely	48	31	7	10	4	8	7	13	16	7	41	3	40	-	-	1	48	-	33	15	6	39	3					
	15.8	16.1	35.0	13.2	6.3	16.7	10.4	17.8	30.8	13.0	16.5	13.0	15.8			11.1	16.1		22.8	9.5	3.5	35.8	13.6					
Unsure	6	5	1	-	1	-	1	2	2	1	5	-	5	-	-	-	6	-	5	1	2	2	2					
	2.0	2.6	5.0		1.6		1.5	2.7	3.8	1.9	2.0		2.0				2.0		3.4	0.6	1.2	1.8	9.1					
Refused	2	2	-	-	1	-	-	-	1	-	2	-	1	-	1	-	2	-	1	1	1	1	-					
	0.7	1.0			1.6				1.9		0.8		0.4		20.0		0.7		0.7	0.6	0.6	0.9						

City of Encinitas Likely Voter Survey

24. The City's Housing Element would ensure adequate infrastructure supported any new housing by locating future development in areas that have existing or capacity for infrastructure and public services. Developers would also pay fees to fund their share of public facilities and infrastructure needs. Does knowing this make you more likely or less likely to vote yes, in favor of amending the City's Housing Element? [RECORD] [IF MORE LIKELY OR LESS LIKELY>>>] And would you say that you are much (more/less) likely or somewhat (more/less) likely?

Base: Total Sample

	GENDER			PARTY			HOUSEHOLD PARTY			BORN IN US			AGE				GENDER/AGE			
	MALE		FE-	REP.	DEM.	DTS	PURE REP. HH	PURE DEM. HH	MIXED PARTY HH	US BORN	FOR EIGN BORN	UN KNOWN	18-34	35-54	55-64	65+	MEN		WOMEN	
	TOTAL	MALE	MALE	REP.	DEM.	DTS	HH	HH	HH	BORN	BORN	KNOWN	18-34	35-54	55-64	65+	18-54	55+	18-54	55+
Total	303	145	154	97	115	75	80	92	67	272	19	12	50	98	69	86	78	67	67	87
	100.0	100.0	100.0	100.0	100.0	100.0	100.0	100.0	100.0	100.0	100.0	100.0	100.0	100.0	100.0	100.0	100.0	100.0	100.0	100.0
MORE LIKELY TO VOTE YES [NET]	179	88	90	50	77	41	42	64	36	160	10	9	28	61	39	51	48	40	41	49
	59.1	60.7	58.4	51.5	67.0	54.7	52.5	69.6	53.7	58.8	52.6	75.0	56.0	62.2	56.5	59.3	61.5	59.7	61.2	56.3
Much more likely	93	53	39	24	44	16	20	38	18	86	5	2	15	32	18	28	27	26	20	19
	30.7	36.6	25.3	24.7	38.3	21.3	25.0	41.3	26.9	31.6	26.3	16.7	30.0	32.7	26.1	32.6	34.6	38.8	29.9	21.8
Somewhat more likely	86	35	51	26	33	25	22	26	18	74	5	7	13	29	21	23	21	14	21	30
	28.4	24.1	33.1	26.8	28.7	33.3	27.5	28.3	26.9	27.2	26.3	58.3	26.0	29.6	30.4	26.7	26.9	20.9	31.3	34.5
Makes no difference to me	35	17	17	7	11	15	7	8	10	32	3	-	13	12	7	3	13	4	11	6
	11.6	11.7	11.0	7.2	9.6	20.0	8.8	8.7	14.9	11.8	15.8	-	26.0	12.2	10.1	3.5	16.7	6.0	16.4	6.9
LESS LIKELY TO VOTE YES [NET]	84	39	44	40	24	18	31	19	19	75	6	3	7	24	22	31	16	23	14	30
	27.7	26.9	28.6	41.2	20.9	24.0	38.8	20.7	28.4	27.6	31.6	25.0	14.0	24.5	31.9	36.0	20.5	34.3	20.9	34.5
Somewhat less likely	30	14	16	9	9	12	8	6	7	27	2	1	5	11	9	5	8	6	8	8
	9.9	9.7	10.4	9.3	7.8	16.0	10.0	6.5	10.4	9.9	10.5	8.3	10.0	11.2	13.0	5.8	10.3	9.0	11.9	9.2
Much less likely	54	25	28	31	15	6	23	13	12	48	4	2	2	13	13	26	8	17	6	22
	17.8	17.2	18.2	32.0	13.0	8.0	28.8	14.1	17.9	17.6	21.1	16.7	4.0	13.3	18.8	30.2	10.3	25.4	9.0	25.3
Unsure	3	-	2	-	2	1	-	1	1	3	-	-	1	-	1	1	-	-	-	2
	1.0	-	1.3	-	1.7	1.3	-	1.1	1.5	1.1	-	-	2.0	-	1.4	1.2	-	-	-	2.3
Refused	2	1	1	-	1	-	-	-	1	2	-	-	1	1	-	-	1	-	1	-
	0.7	0.7	0.6	-	0.9	-	-	-	1.5	0.7	-	-	2.0	1.0	-	-	1.3	-	1.5	-

City of Encinitas Likely Voter Survey

24. The City's Housing Element would ensure adequate infrastructure supported any new housing by locating future development in areas that have existing or capacity for infrastructure and public services. Developers would also pay fees to fund their share of public facilities and infrastructure needs. Does knowing this make you more likely or less likely to vote yes, in favor of amending the City's Housing Element? [RECORD] [IF MORE LIKELY OR LESS LIKELY>>>] And would you say that you are much (more/less) likely or somewhat (more/less) likely?

Base: Total Sample

	PARTY/GENDER														PARTY/AGE					VOTE PROPENSITY					100% NOT HAD REGIS CHANC TRANT	
	GOP		DTS		DEM		GOP		DTS		DEM		5/5	4/5	3/5	2/5	1/5	6	20							
	Men	Women	Men	Women	Men	Women	18-54	55+	18-54	55+	18-54	55+														
	TOTAL	Men	Women	Men	Women	Men	Women	18-54	55+	18-54	55+	18-54	55+	5/5	4/5	3/5	2/5	1/5	6	20						
Total	303	46	50	38	34	51	64	40	57	47	28	49	66	93	43	60	34	31	6	36						
	100.0	100.0	100.0	100.0	100.0	100.0	100.0	100.0	100.0	100.0	100.0	100.0	100.0	100.0	100.0	100.0	100.0	100.0	100.0	100.0						
MORE LIKELY TO VOTE YES [NET]	179	26	23	20	21	36	41	23	27	26	15	32	45	50	23	40	23	19	4	20						
	59.1	56.5	46.0	52.6	61.8	70.6	64.1	57.5	47.4	55.3	53.6	65.3	68.2	53.8	53.5	66.7	67.6	61.3	66.7	55.6						
Much more likely	93	15	8	10	6	24	20	13	11	11	5	17	27	22	15	21	11	13	3	8						
	30.7	32.6	16.0	26.3	17.6	47.1	31.2	32.5	19.3	23.4	17.9	34.7	40.9	23.7	34.9	35.0	32.4	41.9	50.0	22.2						
Somewhat more likely	86	11	15	10	15	12	21	10	16	15	10	15	18	28	8	19	12	6	1	12						
	28.4	23.9	30.0	26.3	44.1	23.5	32.8	25.0	28.1	31.9	35.7	30.6	27.3	30.1	18.6	31.7	35.3	19.4	16.7	33.3						
Makes no difference to me	35	1	6	9	5	6	5	3	4	12	3	9	2	10	3	5	4	5	2	6						
	11.6	2.2	12.0	23.7	14.7	11.8	7.8	7.5	7.0	25.5	10.7	18.4	3.0	10.8	7.0	8.3	11.8	16.1	33.3	16.7						
LESS LIKELY TO VOTE YES [NET]	84	19	21	9	8	9	15	14	26	8	10	7	17	31	17	15	7	5	-	9						
	27.7	41.3	42.0	23.7	23.5	17.6	23.4	35.0	45.6	17.0	35.7	14.3	25.8	33.3	39.5	25.0	20.6	16.1	-	25.0						
Somewhat less likely	30	5	4	7	5	2	7	4	5	6	6	6	3	7	7	7	2	1	-	6						
	9.9	10.9	8.0	18.4	14.7	3.9	10.9	10.0	8.8	12.8	21.4	12.2	4.5	7.5	16.3	11.7	5.9	3.2	-	16.7						
Much less likely	54	14	17	2	3	7	8	10	21	2	4	1	14	24	10	8	5	4	-	3						
	17.8	30.4	34.0	5.3	8.8	13.7	12.5	25.0	36.8	4.3	14.3	2.0	21.2	25.8	23.3	13.3	14.7	12.9	-	8.3						
Unsure	3	-	-	-	-	-	2	-	-	1	-	-	2	2	-	-	-	1	-	-						
	1.0	-	-	-	-	-	3.1	-	-	2.1	-	-	3.0	2.2	-	-	-	3.2	-	-						
Refused	2	-	-	-	-	-	1	-	-	-	-	1	-	-	-	-	-	1	-	1						
	0.7	-	-	-	-	-	1.6	-	-	-	-	2.0	-	-	-	-	-	3.2	-	2.8						

City of Encinitas Likely Voter Survey

24. The City's Housing Element would ensure adequate infrastructure supported any new housing by locating future development in areas that have existing or capacity for infrastructure and public services. Developers would also pay fees to fund their share of public facilities and infrastructure needs. Does knowing this make you more likely or less likely to vote yes, in favor of amending the City's Housing Element? [RECORD] [IF MORE LIKELY OR LESS LIKELY>>>] And would you say that you are much (more/less) likely or somewhat (more/less) likely?

Base: Total Sample

	TYPE OF VOTER																						
	PERMANENT VOTER				REGISTRATION DATE						GEOGRAPHIC		ETHNICITY				LANGUAGE		PHONE TYPE		INITIAL BALLOT TEST		
	TOTAL	MAIL	MAIL	ELEC DAY	<1 YEAR	<5 YEARS	<10 YEARS	<20 YEARS	20+ YEARS	92007	92024	LA-TINO	WHITE	BLACK	ASIAN	OTHER	ENGL-ISH	SPAN-ISH	LAND LINE	CELL	YES	NO	UNSURE /REF
Total	303	192	20	76	63	48	67	73	52	54	249	23	253	1	5	9	299	4	145	158	172	109	22
	100.0	100.0	100.0	100.0	100.0	100.0	100.0	100.0	100.0	100.0	100.0	100.0	100.0	100.0	100.0	100.0	100.0	100.0	100.0	100.0	100.0	100.0	100.0
MORE LIKELY TO VOTE YES [NET]	179	114	8	50	36	30	40	43	30	30	149	16	149	-	4	5	175	4	82	97	146	19	14
	59.1	59.4	40.0	65.8	57.1	62.5	59.7	58.9	57.7	55.6	59.8	69.6	58.9		80.0	55.6	58.5	100.0	56.6	61.4	84.9	17.4	63.6
Much more likely	93	57	6	26	17	20	22	16	18	19	74	11	75	-	1	2	90	3	38	55	82	8	3
	30.7	29.7	30.0	34.2	27.0	41.7	32.8	21.9	34.6	35.2	29.7	47.8	29.6		20.0	22.2	30.1	75.0	26.2	34.8	47.7	7.3	13.6
Somewhat more likely	86	57	2	24	19	10	18	27	12	11	75	5	74	-	3	3	85	1	44	42	64	11	11
	28.4	29.7	10.0	31.6	30.2	20.8	26.9	37.0	23.1	20.4	30.1	21.7	29.2		60.0	33.3	28.4	25.0	30.3	26.6	37.2	10.1	50.0
Makes no difference to me	35	19	5	7	8	5	12	6	4	5	30	1	29	1	1	2	35	-	15	20	16	17	2
	11.6	9.9	25.0	9.2	12.7	10.4	17.9	8.2	7.7	9.3	12.0	4.3	11.5	100.0	20.0	22.2	11.7		10.3	12.7	9.3	15.6	9.1
LESS LIKELY TO VOTE YES [NET]	84	54	7	19	16	13	15	23	17	18	66	6	70	-	-	2	84	-	46	38	9	72	3
	27.7	28.1	35.0	25.0	25.4	27.1	22.4	31.5	32.7	33.3	26.5	26.1	27.7			22.2	28.1		31.7	24.1	5.2	66.1	13.6
Somewhat less likely	30	18	-	9	11	2	6	9	2	5	25	4	25	-	-	1	30	-	10	20	6	24	-
	9.9	9.4		11.8	17.5	4.2	9.0	12.3	3.8	9.3	10.0	17.4	9.9			11.1	10.0		6.9	12.7	3.5	22.0	
Much less likely	54	36	7	10	5	11	9	14	15	13	41	2	45	-	-	1	54	-	36	18	3	48	3
	17.8	18.8	35.0	13.2	7.9	22.9	13.4	19.2	28.8	24.1	16.5	8.7	17.8			11.1	18.1		24.8	11.4	1.7	44.0	13.6
Unsure	3	3	-	-	1	-	-	1	1	1	2	-	3	-	-	-	3	-	2	1	-	1	2
	1.0	1.6			1.6			1.4	1.9	1.9	0.8		1.2				1.0		1.4	0.6		0.9	9.1

City of Encinitas Likely Voter Survey

24. The City's Housing Element would ensure adequate infrastructure supported any new housing by locating future development in areas that have existing or capacity for infrastructure and public services. Developers would also pay fees to fund their share of public facilities and infrastructure needs. Does knowing this make you more likely or less likely to vote yes, in favor of amending the City's Housing Element? [RECORD] [IF MORE LIKELY OR LESS LIKELY>>>] And would you say that you are much (more/less) likely or somewhat (more/less) likely?

Base: Total Sample

	TYPE OF VOTER										REGISTRATION DATE					GEOGRAPHIC					ETHNICITY				LANGUAGE		PHONE TYPE		INITIAL		UNRE
	PERMANENT			PREVIOUS																											
	BY MAIL	BY MAIL	ELECTION DAY	<1 YEAR	<5 YEARS	<10 YEARS	<20 YEARS	20+ YEARS	92007	92024	LA-TINO	WHITE	BLACK	ASIAN	OTHER	ENGLISH	SPANISH	LAND LINE	CELL	YES	NO										
	TOTAL	MAIL	MAIL	DAY	YEAR	YEARS	YEARS	YEARS	YEARS	92007	92024	TINO	WHITE	BLACK	ASIAN	OTHER	ISH	ISH	LINE	CELL	YES	NO									
Refused	2	2	-	-	2	-	-	-	-	-	2	-	2	-	-	-	2	-	-	2	1	-	1								
	0.7	1.0			3.2						0.8		0.8				0.7			1.3	0.6		4.5								

City of Encinitas Likely Voter Survey

25. The City's Housing Element would locate housing in the right places to grow the local economy organically by supporting local businesses, adding local jobs, and delivering revenue to support critical City services. Does knowing this make you more likely or less likely to vote yes, in favor of amending the City's Housing Element? [RECORD] [IF MORE LIKELY OR LESS LIKELY>>>] And would you say that you are much (more/less) likely or somewhat (more/less) likely?

Base: Total Sample

	GENDER			PARTY			HOUSEHOLD PARTY			BORN IN US			AGE				GENDER/AGE			
	TOTAL	FE-MALE		REP.	DEM.	DTS	PURE REP. HH	PURE DEM. HH	MIXED PARTY HH	US BORN	FOR EIGN BORN	UN KNOWN	18-34	35-54	55-64	65+	MEN		WOMEN	
		MALE	MALE														18-54	55+	18-54	55+
Total	303	145	154	97	115	75	80	92	67	272	19	12	50	98	69	86	78	67	67	87
	100.0	100.0	100.0	100.0	100.0	100.0	100.0	100.0	100.0	100.0	100.0	100.0	100.0	100.0	100.0	100.0	100.0	100.0	100.0	100.0
MORE LIKELY TO VOTE YES [NET]	184	88	94	51	74	48	42	59	42	165	10	9	37	63	39	45	53	35	46	48
	60.7	60.7	61.0	52.6	64.3	64.0	52.5	64.1	62.7	60.7	52.6	75.0	74.0	64.3	56.5	52.3	67.9	52.2	68.7	55.2
Much more likely	80	44	35	23	35	15	21	27	16	73	3	4	16	26	17	21	25	19	17	18
	26.4	30.3	22.7	23.7	30.4	20.0	26.2	29.3	23.9	26.8	15.8	33.3	32.0	26.5	24.6	24.4	32.1	28.4	25.4	20.7
Somewhat more likely	104	44	59	28	39	33	21	32	26	92	7	5	21	37	22	24	28	16	29	30
	34.3	30.3	38.3	28.9	33.9	44.0	26.2	34.8	38.8	33.8	36.8	41.7	42.0	37.8	31.9	27.9	35.9	23.9	43.3	34.5
Makes no difference to me	23	11	12	7	7	9	5	7	5	20	3	-	6	9	7	1	8	3	7	5
	7.6	7.6	7.8	7.2	6.1	12.0	6.2	7.6	7.5	7.4	15.8	-	12.0	9.2	10.1	1.2	10.3	4.5	10.4	5.7
LESS LIKELY TO VOTE YES [NET]	85	44	40	39	26	16	33	20	18	77	6	2	5	24	21	35	16	28	12	28
	28.1	30.3	26.0	40.2	22.6	21.3	41.2	21.7	26.9	28.3	31.6	16.7	10.0	24.5	30.4	40.7	20.5	41.8	17.9	32.2
Somewhat less likely	26	12	14	12	6	7	10	3	8	25	1	-	4	10	8	4	7	5	7	7
	8.6	8.3	9.1	12.4	5.2	9.3	12.5	3.3	11.9	9.2	5.3	-	8.0	10.2	11.6	4.7	9.0	7.5	10.4	8.0
Much less likely	59	32	26	27	20	9	23	17	10	52	5	2	1	14	13	31	9	23	5	21
	19.5	22.1	16.9	27.8	17.4	12.0	28.8	18.5	14.9	19.1	26.3	16.7	2.0	14.3	18.8	36.0	11.5	34.3	7.5	24.1
Unsure	7	1	5	-	5	1	-	4	1	7	-	-	1	-	2	4	-	1	-	5
	2.3	0.7	3.2	-	4.3	1.3	-	4.3	1.5	2.6	-	-	2.0	-	2.9	4.7	-	1.5	-	5.7
Refused	4	1	3	-	3	1	-	2	1	3	-	1	1	2	-	1	1	-	2	1
	1.3	0.7	1.9	-	2.6	1.3	-	2.2	1.5	1.1	-	8.3	2.0	2.0	-	1.2	1.3	-	3.0	1.1

City of Encinitas Likely Voter Survey

25. The City's Housing Element would locate housing in the right places to grow the local economy organically by supporting local businesses, adding local jobs, and delivering revenue to support critical City services. Does knowing this make you more likely or less likely to vote yes, in favor of amending the City's Housing Element? [RECORD] [IF MORE LIKELY OR LESS LIKELY>>>] And would you say that you are much (more/less) likely or somewhat (more/less) likely?

Base: Total Sample

	VOTE PROPENSITY																			
	PARTY/GENDER							PARTY/AGE											100%	NEW
	GOP		DTS		DEM			GOP		DTS		DEM		5/5	4/5	3/5	2/5	1/5	NOT HAD CHANC	REGIS TRANT
	TOTAL	MEN	WOMEN	MEN	WOMEN	MEN	WOMEN	18-54	55+	18-54	55+	18-54	55+							
Total	303	46	50	38	34	51	64	40	57	47	28	49	66	93	43	60	34	31	6	36
	100.0	100.0	100.0	100.0	100.0	100.0	100.0	100.0	100.0	100.0	100.0	100.0	100.0	100.0	100.0	100.0	100.0	100.0	100.0	100.0
MORE LIKELY TO VOTE YES [NET]	184	24	26	22	25	35	39	21	30	35	13	35	39	47	24	37	23	21	5	27
	60.7	52.2	52.0	57.9	73.5	68.6	60.9	52.5	52.6	74.5	46.4	71.4	59.1	50.5	55.8	61.7	67.6	67.7	83.3	75.0
Much more likely	80	14	8	8	7	17	18	12	11	10	5	13	22	20	11	17	11	9	3	9
	26.4	30.4	16.0	21.1	20.6	33.3	28.1	30.0	19.3	21.3	17.9	26.5	33.3	21.5	25.6	28.3	32.4	29.0	50.0	25.0
Somewhat more likely	104	10	18	14	18	18	21	9	19	25	8	22	17	27	13	20	12	12	2	18
	34.3	21.7	36.0	36.8	52.9	35.3	32.8	22.5	33.3	53.2	28.6	44.9	25.8	29.0	30.2	33.3	35.3	38.7	33.3	50.0
Makes no difference to me	23	2	5	6	3	3	4	4	3	6	3	5	2	4	2	8	4	3	1	1
	7.6	4.3	10.0	15.8	8.8	5.9	6.2	10.0	5.3	12.8	10.7	10.2	3.0	4.3	4.7	13.3	11.8	9.7	16.7	2.8
LESS LIKELY TO VOTE YES [NET]	85	20	19	9	6	12	14	15	24	4	12	7	19	36	15	14	7	5	-	8
	28.1	43.5	38.0	23.7	17.6	23.5	21.9	37.5	42.1	8.5	42.9	14.3	28.8	38.7	34.9	23.3	20.6	16.1		22.2
Somewhat less likely	26	7	5	4	3	1	5	8	4	2	5	4	2	10	4	6	2	1	-	3
	8.6	15.2	10.0	10.5	8.8	2.0	7.8	20.0	7.0	4.3	17.9	8.2	3.0	10.8	9.3	10.0	5.9	3.2		8.3
Much less likely	59	13	14	5	3	11	9	7	20	2	7	3	17	26	11	8	5	4	-	5
	19.5	28.3	28.0	13.2	8.8	21.6	14.1	17.5	35.1	4.3	25.0	6.1	25.8	28.0	25.6	13.3	14.7	12.9		13.9
Unsure	7	-	-	-	-	1	4	-	-	1	-	-	5	6	-	-	-	1	-	-
	2.3					2.0	6.2			2.1			7.6	6.5				3.2		
Refused	4	-	-	1	-	-	3	-	-	1	-	2	1	-	2	1	-	1	-	-
	1.3			2.6			4.7			2.1		4.1	1.5		4.7	1.7		3.2		

City of Encinitas Likely Voter Survey

25. The City's Housing Element would locate housing in the right places to grow the local economy organically by supporting local businesses, adding local jobs, and delivering revenue to support critical City services. Does knowing this make you more likely or less likely to vote yes, in favor of amending the City's Housing Element? [RECORD] [IF MORE LIKELY OR LESS LIKELY>>>] And would you say that you are much (more/less) likely or somewhat (more/less) likely?

Base: Total Sample

	TYPE OF VOTER																								
	TOTAL	PERM- ANENT VOTE BY MAIL	PRE- VIOUS VOTE BY MAIL	ELEC TION DAY	REGISTRATION DATE					GEOGRAPHIC		ETHNICITY				LANGUAGE		PHONE TYPE		INITIAL BALLOT TEST					
					<1 YEAR	<5 YEARS	<10 YEARS	<20 YEARS	20+ YEARS	92007	92024	LA- TINO	WHITE	BLACK	ASIAN	OTHER	ENGL- ISH	SPAN- ISH	LAND LINE	CELL	YES	NO	UNSURE /REF		
Total	303	192	20	76	63	48	67	73	52	54	249	23	253	1	5	9	299	4	145	158	172	109	22		
	100.0	100.0	100.0	100.0	100.0	100.0	100.0	100.0	100.0	100.0	100.0	100.0	100.0	100.0	100.0	100.0	100.0	100.0	100.0	100.0	100.0	100.0	100.0		
MORE LIKELY TO VOTE YES [NET]	184	111	9	52	46	30	37	41	30	36	148	17	155	-	4	6	180	4	76	108	145	25	14		
	60.7	57.8	45.0	68.4	73.0	62.5	55.2	56.2	57.7	66.7	59.4	73.9	61.3		80.0	66.7	60.2	100.0	52.4	68.4	84.3	22.9	63.6		
Much more likely	80	51	4	21	16	20	14	14	16	20	60	8	68	-	1	2	78	2	28	52	68	7	5		
	26.4	26.6	20.0	27.6	25.4	41.7	20.9	19.2	30.8	37.0	24.1	34.8	26.9		20.0	22.2	26.1	50.0	19.3	32.9	39.5	6.4	22.7		
Somewhat more likely	104	60	5	31	30	10	23	27	14	16	88	9	87	-	3	4	102	2	48	56	77	18	9		
	34.3	31.2	25.0	40.8	47.6	20.8	34.3	37.0	26.9	29.6	35.3	39.1	34.4		60.0	44.4	34.1	50.0	33.1	35.4	44.8	16.5	40.9		
Makes no difference to me	23	14	2	6	2	5	10	5	1	2	21	1	20	-	-	-	23	-	11	12	9	13	1		
	7.6	7.3	10.0	7.9	3.2	10.4	14.9	6.8	1.9	3.7	8.4	4.3	7.9				7.7		7.6	7.6	5.2	11.9	4.5		
LESS LIKELY TO VOTE YES [NET]	85	59	8	16	13	12	19	23	18	12	73	5	68	1	1	3	85	-	51	34	15	65	5		
	28.1	30.7	40.0	21.1	20.6	25.0	28.4	31.5	34.6	22.2	29.3	21.7	26.9	100.0	20.0	33.3	28.4		35.2	21.5	8.7	59.6	22.7		
Somewhat less likely	26	19	-	6	6	1	6	9	4	3	23	2	20	1	1	1	26	-	14	12	6	19	1		
	8.6	9.9		7.9	9.5	2.1	9.0	12.3	7.7	5.6	9.2	8.7	7.9	100.0	20.0	11.1	8.7		9.7	7.6	3.5	17.4	4.5		
Much less likely	59	40	8	10	7	11	13	14	14	9	50	3	48	-	-	2	59	-	37	22	9	46	4		
	19.5	20.8	40.0	13.2	11.1	22.9	19.4	19.2	26.9	16.7	20.1	13.0	19.0			22.2	19.7		25.5	13.9	5.2	42.2	18.2		
Unsure	7	5	1	1	1	-	-	4	2	3	4	-	6	-	-	-	7	-	6	1	2	3	2		
	2.3	2.6	5.0	1.3	1.6			5.5	3.8	5.6	1.6		2.4				2.3		4.1	0.6	1.2	2.8	9.1		
Refused	4	3	-	1	1	1	1	-	1	1	3	-	4	-	-	-	4	-	1	3	1	3	-		
	1.3	1.6		1.3	1.6	2.1	1.5		1.9	1.9	1.2		1.6				1.3		0.7	1.9	0.6	2.8			

City of Encinitas Likely Voter Survey

26. One way to accomplish the goal of planning for additional new housing and mixed-use in Encinitas is to create new zoning rules that allow a property owner to keep their current zoning but also include rules that allow them to build housing and mixed-use if they decide they want to. This flexible zoning would only be in specific places that Encinitas voters approve, called "At Home in Encinitas Zoning Districts". Do you support or oppose the flexible zoning concept of "At Home in Encinitas Zoning Districts"? [RECORD] [IF SUPPORT OR OPPOSE>>>] And would you say that you (strongly/somewhat) support or oppose?

Base: Total Sample

	GENDER			HOUSEHOLD PARTY						BORN IN US				GENDER/AGE							
	=====			PARTY			PURE	PURE	MIXED	=====			AGE				MEN		WOMEN		
	TOTAL	MALE	FE-MALE	REP.	DEM.	DTS	REP. HH	DEM. HH	MIXED HH	US BORN	FOR EIGN BORN	UN KNOWN	18-34	35-54	55-64	65+	18-54	55+	18-54	55+	
Total	303	145	154	97	115	75	80	92	67	272	19	12	50	98	69	86	78	67	67	87	
	100.0	100.0	100.0	100.0	100.0	100.0	100.0	100.0	100.0	100.0	100.0	100.0	100.0	100.0	100.0	100.0	100.0	100.0	100.0	100.0	
SUPPORT [NET]	188	93	93	52	71	51	42	55	44	169	10	9	37	68	41	42	57	36	46	47	
=====	62.0	64.1	60.4	53.6	61.7	68.0	52.5	59.8	65.7	62.1	52.6	75.0	74.0	69.4	59.4	48.8	73.1	53.7	68.7	54.0	
Strongly support	74	39	34	24	23	17	21	15	18	66	6	2	17	25	19	13	24	15	17	17	
	24.4	26.9	22.1	24.7	20.0	22.7	26.2	16.3	26.9	24.3	31.6	16.7	34.0	25.5	27.5	15.1	30.8	22.4	25.4	19.5	
Somewhat support	114	54	59	28	48	34	21	40	26	103	4	7	20	43	22	29	33	21	29	30	
	37.6	37.2	38.3	28.9	41.7	45.3	26.2	43.5	38.8	37.9	21.1	58.3	40.0	43.9	31.9	33.7	42.3	31.3	43.3	34.5	
Makes no difference to me	14	6	7	7	3	4	7	3	2	13	1	-	3	4	3	4	2	4	4	3	
	4.6	4.1	4.5	7.2	2.6	5.3	8.8	3.3	3.0	4.8	5.3	-	6.0	4.1	4.3	4.7	2.6	6.0	6.0	3.4	
OPPOSE [NET]	79	37	41	32	28	17	26	23	17	69	8	2	8	19	21	31	15	22	12	29	
=====	26.1	25.5	26.6	33.0	24.3	22.7	32.5	25.0	25.4	25.4	42.1	16.7	16.0	19.4	30.4	36.0	19.2	32.8	17.9	33.3	
Somewhat oppose	28	15	13	10	9	8	8	6	9	23	4	1	5	5	9	9	7	8	3	10	
	9.2	10.3	8.4	10.3	7.8	10.7	10.0	6.5	13.4	8.5	21.1	8.3	10.0	5.1	13.0	10.5	9.0	11.9	4.5	11.5	
Strongly oppose	51	22	28	22	19	9	18	17	8	46	4	1	3	14	12	22	8	14	9	19	
	16.8	15.2	18.2	22.7	16.5	12.0	22.5	18.5	11.9	16.9	21.1	8.3	6.0	14.3	17.4	25.6	10.3	20.9	13.4	21.8	
Unsure	19	7	12	6	11	2	5	9	3	18	-	1	1	5	4	9	2	5	4	8	
	6.3	4.8	7.8	6.2	9.6	2.7	6.2	9.8	4.5	6.6	-	8.3	2.0	5.1	5.8	10.5	2.6	7.5	6.0	9.2	
Refused	3	2	1	-	2	1	-	2	1	3	-	-	1	2	-	-	2	-	1	-	
	1.0	1.4	0.6	-	1.7	1.3	-	2.2	1.5	1.1	-	-	2.0	2.0	-	-	2.6	-	1.5	-	

City of Encinitas Likely Voter Survey

26. One way to accomplish the goal of planning for additional new housing and mixed-use in Encinitas is to create new zoning rules that allow a property owner to keep their current zoning but also include rules that allow them to build housing and mixed-use if they decide they want to. This flexible zoning would only be in specific places that Encinitas voters approve, called "At Home in Encinitas Zoning Districts". Do you support or oppose the flexible zoning concept of "At Home in Encinitas Zoning Districts"? [RECORD] [IF SUPPORT OR OPPOSE>>>] And would you say that you (strongly/somewhat) support or oppose?

Base: Total Sample

	PARTY/GENDER							PARTY/AGE						VOTE PROPENSITY					100% NOT HAD CHANC	NEW REGIS TRANT
	GOP		DTS		DEM		GOP		DTS		DEM		5/5	4/5	3/5	2/5	1/5			
	TOTAL	MEN	WOMEN	MEN	WOMEN	MEN	WOMEN	18-54	55+	18-54	55+	18-54						55+		
Total	303	46	50	38	34	51	64	40	57	47	28	49	66	93	43	60	34	31	6	36
	100.0	100.0	100.0	100.0	100.0	100.0	100.0	100.0	100.0	100.0	100.0	100.0	100.0	100.0	100.0	100.0	100.0	100.0	100.0	100.0
SUPPORT [NET] =====	188	26	26	25	24	34	37	27	25	37	14	31	40	47	26	40	23	24	3	25
	62.0	56.5	52.0	65.8	70.6	66.7	57.8	67.5	43.9	78.7	50.0	63.3	60.6	50.5	60.5	66.7	67.6	77.4	50.0	69.4
Strongly support	74	14	10	8	8	12	11	15	9	11	6	10	13	17	10	18	10	10	2	7
	24.4	30.4	20.0	21.1	23.5	23.5	17.2	37.5	15.8	23.4	21.4	20.4	19.7	18.3	23.3	30.0	29.4	32.3	33.3	19.4
Somewhat support	114	12	16	17	16	22	26	12	16	26	8	21	27	30	16	22	13	14	1	18
	37.6	26.1	32.0	44.7	47.1	43.1	40.6	30.0	28.1	55.3	28.6	42.9	40.9	32.3	37.2	36.7	38.2	45.2	16.7	50.0
Makes no difference to me	14	3	4	3	-	-	3	2	5	3	1	2	1	6	-	2	1	1	2	2
	4.6	6.5	8.0	7.9			4.7	5.0	8.8	6.4	3.6	4.1	1.5	6.5		3.3	2.9	3.2	33.3	5.6
OPPOSE [NET] =====	79	13	18	9	8	13	15	10	22	5	12	10	18	31	13	13	8	5	1	8
	26.1	28.3	36.0	23.7	23.5	25.5	23.4	25.0	38.6	10.6	42.9	20.4	27.3	33.3	30.2	21.7	23.5	16.1	16.7	22.2
Somewhat oppose	28	3	7	6	2	5	4	1	9	3	5	5	4	10	8	3	3	1	-	3
	9.2	6.5	14.0	15.8	5.9	9.8	6.2	2.5	15.8	6.4	17.9	10.2	6.1	10.8	18.6	5.0	8.8	3.2		8.3
Strongly oppose	51	10	11	3	6	8	11	9	13	2	7	5	14	21	5	10	5	4	1	5
	16.8	21.7	22.0	7.9	17.6	15.7	17.2	22.5	22.8	4.3	25.0	10.2	21.2	22.6	11.6	16.7	14.7	12.9	16.7	13.9
Unsure	19	4	2	-	2	3	8	1	5	1	1	4	7	9	2	5	1	1	-	1
	6.3	8.7	4.0		5.9	5.9	12.5	2.5	8.8	2.1	3.6	8.2	10.6	9.7	4.7	8.3	2.9	3.2		2.8
Refused	3	-	-	1	-	1	1	-	-	1	-	2	-	-	2	-	1	-	-	-
	1.0			2.6		2.0	1.6			2.1		4.1			4.7		2.9			

City of Encinitas Likely Voter Survey

26. One way to accomplish the goal of planning for additional new housing and mixed-use in Encinitas is to create new zoning rules that allow a property owner to keep their current zoning but also include rules that allow them to build housing and mixed-use if they decide they want to. This flexible zoning would only be in specific places that Encinitas voters approve, called "At Home in Encinitas Zoning Districts". Do you support or oppose the flexible zoning concept of "At Home in Encinitas Zoning Districts"? [RECORD] [IF SUPPORT OR OPPOSE>>>] And would you say that you (strongly/somewhat) support or oppose?

Base: Total Sample

	TYPE OF VOTER																										
	PERM- ANENT VOTE BY MAIL				PRE- VIOUS ELEC TION DAY				REGISTRATION DATE					GEOGRAPHIC		ETHNICITY					LANGUAGE		PHONE TYPE		INITIAL BALLOT TEST		
	TOTAL	MAIL	MAIL	DAY	<1 YEAR	<5 YEARS	<10 YEARS	<20 YEARS	20+ YEARS	92007	92024	LA-TINO	WHITE	BLACK	ASIAN	OTHER	ENGL- ISH	SPAN- ISH	LAND LINE	CELL	YES	NO	UNSURE /REF				
Total	303	192	20	76	63	48	67	73	52	54	249	23	253	1	5	9	299	4	145	158	172	109	22				
	100.0	100.0	100.0	100.0	100.0	100.0	100.0	100.0	100.0	100.0	100.0	100.0	100.0	100.0	100.0	100.0	100.0	100.0	100.0	100.0	100.0	100.0	100.0				
SUPPORT [NET]	188	114	11	51	45	29	46	41	27	33	155	14	159	1	2	7	184	4	81	107	145	26	17				
=====	62.0	59.4	55.0	67.1	71.4	60.4	68.7	56.2	51.9	61.1	62.2	60.9	62.8	100.0	40.0	77.8	61.5	100.0	55.9	67.7	84.3	23.9	77.3				
Strongly support	74	45	6	21	16	14	18	14	12	15	59	9	60	1	-	2	70	4	32	42	64	7	3				
	24.4	23.4	30.0	27.6	25.4	29.2	26.9	19.2	23.1	27.8	23.7	39.1	23.7	100.0	-	22.2	23.4	100.0	22.1	26.6	37.2	6.4	13.6				
Somewhat support	114	69	5	30	29	15	28	27	15	18	96	5	99	-	2	5	114	-	49	65	81	19	14				
	37.6	35.9	25.0	39.5	46.0	31.2	41.8	37.0	28.8	33.3	38.6	21.7	39.1	-	40.0	55.6	38.1	-	33.8	41.1	47.1	17.4	63.6				
Makes no difference to me	14	8	1	3	4	2	-	4	4	2	12	1	11	-	-	-	14	-	8	6	6	8	-				
	4.6	4.2	5.0	3.9	6.3	4.2	-	5.5	7.7	3.7	4.8	4.3	4.3	-	-	-	4.7	-	5.5	3.8	3.5	7.3	-				
OPPOSE [NET]	79	55	6	17	12	16	16	18	17	13	66	6	65	-	1	2	79	-	43	36	16	62	1				
=====	26.1	28.6	30.0	22.4	19.0	33.3	23.9	24.7	32.7	24.1	26.5	26.1	25.7	-	20.0	22.2	26.4	-	29.7	22.8	9.3	56.9	4.5				
Somewhat oppose	28	16	2	9	5	5	7	8	3	5	23	2	25	-	-	-	28	-	11	17	9	19	-				
	9.2	8.3	10.0	11.8	7.9	10.4	10.4	11.0	5.8	9.3	9.2	8.7	9.9	-	-	-	9.4	-	7.6	10.8	5.2	17.4	-				
Strongly oppose	51	39	4	8	7	11	9	10	14	8	43	4	40	-	1	2	51	-	32	19	7	43	1				
	16.8	20.3	20.0	10.5	11.1	22.9	13.4	13.7	26.9	14.8	17.3	17.4	15.8	-	20.0	22.2	17.1	-	22.1	12.0	4.1	39.4	4.5				
Unsure	19	14	2	3	2	1	2	10	4	6	13	2	15	-	2	-	19	-	12	7	4	11	4				
	6.3	7.3	10.0	3.9	3.2	2.1	3.0	13.7	7.7	11.1	5.2	8.7	5.9	-	40.0	-	6.4	-	8.3	4.4	2.3	10.1	18.2				
Refused	3	1	-	2	-	-	3	-	-	-	3	-	3	-	-	-	3	-	1	2	1	2	-				
	1.0	0.5	-	2.6	-	-	4.5	-	-	-	1.2	-	1.2	-	-	-	1.0	-	0.7	1.3	0.6	1.8	-				

City of Encinitas Likely Voter Survey

27. ANDERSON says: "Amending the City's Housing Element just means developers will be given freedom to squeeze high density apartments in places they don't belong. Amending the City's Housing Element will simply eliminate Encinitas' unique neighborhood landscape, replacing it with cityscape islands of cul-de-sacs and multi-story buildings that destroy the character of the surrounding area. I'll vote no." ROBERTSON says: "Amending the City's Housing Element is a requirement, and the City has taken a responsible approach to not only complying with state law, but also ensuring that any future development fits well within the context of our community's unique neighborhoods. The amendment will mean that respect for the local environment will guide the direction of new developments from the very beginning, helping to ensure that any new project protects, maintains and enhances our City's unique character. I'll vote yes." With whom do you agree more, ANDERSON or ROBERTSON?

Base: Total Sample

	GENDER						HOUSEHOLD PARTY			BORN IN US			GENDER/AGE							
	=====		PARTY				PURE	PURE	MIXED	=====			AGE				MEN		WOMEN	
	TOTAL	MALE	FE-MALE	REP.	DEM.	DTS	REP.	DEM.	PARTY	US	FOR	UN	18-34	35-54	55-64	65+	18-54	55+	18-54	55+
	-----	-----	-----	-----	-----	-----	-----	-----	-----	-----	-----	-----	-----	-----	-----	-----	-----	-----	-----	-----
Total	303	145	154	97	115	75	80	92	67	272	19	12	50	98	69	86	78	67	67	87
	100.0	100.0	100.0	100.0	100.0	100.0	100.0	100.0	100.0	100.0	100.0	100.0	100.0	100.0	100.0	100.0	100.0	100.0	100.0	100.0
ANDERSON who says she'll vote no, against amending the Housing Element	122	57	62	53	35	29	45	31	22	110	9	3	16	33	30	43	25	32	22	40
	40.3	39.3	40.3	54.6	30.4	38.7	56.2	33.7	32.8	40.4	47.4	25.0	32.0	33.7	43.5	50.0	32.1	47.8	32.8	46.0
ROBERTSON who says she'll vote yes, in favor of amending the Housing Element	162	81	80	37	72	43	30	53	42	144	9	9	32	61	35	34	51	30	41	39
	53.5	55.9	51.9	38.1	62.6	57.3	37.5	57.6	62.7	52.9	47.4	75.0	64.0	62.2	50.7	39.5	65.4	44.8	61.2	44.8
Unsure	16	4	12	5	8	2	4	8	2	15	1	-	2	4	3	7	2	2	4	8
	5.3	2.8	7.8	5.2	7.0	2.7	5.0	8.7	3.0	5.5	5.3	-	4.0	4.1	4.3	8.1	2.6	3.0	6.0	9.2
Refused	3	3	-	2	-	1	1	-	1	3	-	-	-	-	1	2	-	3	-	-
	1.0	2.1	-	2.1	-	1.3	1.2	-	1.5	1.1	-	-	-	-	1.4	2.3	-	4.5	-	-



City of Encinitas Likely Voter Survey

27. ANDERSON says: "Amending the City's Housing Element just means developers will be given freedom to squeeze high density apartments in places they don't belong. Amending the City's Housing Element will simply eliminate Encinitas' unique neighborhood landscape, replacing it with cityscape islands of cul-de-sacs and multi-story buildings that destroy the character of the surrounding area. I'll vote no." ROBERTSON says: "Amending the City's Housing Element is a requirement, and the City has taken a responsible approach to not only complying with state law, but also ensuring that any future development fits well within the context of our community's unique neighborhoods. The amendment will mean that respect for the local environment will guide the direction of new developments from the very beginning, helping to ensure that any new project protects, maintains and enhances our City's unique character. I'll vote yes." With whom do you agree more, ANDERSON or ROBERTSON?

Base: Total Sample

	PARTY/GENDER								PARTY/AGE						VOTE PROPENSITY							
	GOP		DTS		DEM		GOP		DTS		DEM		5/5	4/5	3/5	2/5	1/5	100% NOT HAD CHANC	NEW REGIS TRANT			
	TOTAL	MEN	WOMEN	MEN	WOMEN	MEN	WOMEN	18-54	55+	18-54	55+	18-54								55+		
Total	303	46	50	38	34	51	64	40	57	47	28	49	66	93	43	60	34	31	6	36		
	100.0	100.0	100.0	100.0	100.0	100.0	100.0	100.0	100.0	100.0	100.0	100.0	100.0	100.0	100.0	100.0	100.0	100.0	100.0	100.0		
ANDERSON who says she'll vote no, against amending the Housing Element	122	24	28	16	11	14	21	19	34	16	13	10	25	46	19	24	13	7	1	12		
	40.3	52.2	56.0	42.1	32.4	27.5	32.8	47.5	59.6	34.0	46.4	20.4	37.9	49.5	44.2	40.0	38.2	22.6	16.7	33.3		
ROBERTSON who says she'll vote yes, in favor of amending the Housing Element	162	18	19	20	22	36	36	19	18	30	13	36	36	38	21	33	19	23	5	23		
	53.5	39.1	38.0	52.6	64.7	70.6	56.2	47.5	31.6	63.8	46.4	73.5	54.5	40.9	48.8	55.0	55.9	74.2	83.3	63.9		
Unsure	16	2	3	1	1	1	7	2	3	1	1	3	5	6	3	3	2	1	-	1		
	5.3	4.3	6.0	2.6	2.9	2.0	10.9	5.0	5.3	2.1	3.6	6.1	7.6	6.5	7.0	5.0	5.9	3.2	-	2.8		
Refused	3	2	-	1	-	-	-	-	2	-	1	-	-	3	-	-	-	-	-	-		
	1.0	4.3	-	2.6	-	-	-	-	3.5	-	3.6	-	-	3.2	-	-	-	-	-	-		



City of Encinitas Likely Voter Survey

27. ANDERSON says: "Amending the City's Housing Element just means developers will be given freedom to squeeze high density apartments in places they don't belong. Amending the City's Housing Element will simply eliminate Encinitas' unique neighborhood landscape, replacing it with cityscape islands of cul-de-sacs and multi-story buildings that destroy the character of the surrounding area. I'll vote no." ROBERTSON says: "Amending the City's Housing Element is a requirement, and the City has taken a responsible approach to not only complying with state law, but also ensuring that any future development fits well within the context of our community's unique neighborhoods. The amendment will mean that respect for the local environment will guide the direction of new developments from the very beginning, helping to ensure that any new project protects, maintains and enhances our City's unique character. I'll vote yes." With whom do you agree more, ANDERSON or ROBERTSON?

Base: Total Sample

	TYPE OF VOTER																						
	PERM- ANENT VOTE BY MAIL		PRE- VIOUS VOTE BY MAIL		REGISTRATION DATE					GEOGRAPHIC		ETHNICITY				LANGUAGE		PHONE TYPE		INITIAL BALLOT TEST			
TOTAL	MAIL	MAIL	DAY	<1 YEAR	<5 YEARS	<10 YEARS	<20 YEARS	20+ YEARS	92007	92024	LA-TINO	WHITE	BLACK	ASIAN	OTHER	ENGL-ISH	SPAN-ISH	LAND LINE	CELL	YES	NO	UNSURE /REF	
Total	303	192	20	76	63	48	67	73	52	54	249	23	253	1	5	9	299	4	145	158	172	109	22
	100.0	100.0	100.0	100.0	100.0	100.0	100.0	100.0	100.0	100.0	100.0	100.0	100.0	100.0	100.0	100.0	100.0	100.0	100.0	100.0	100.0	100.0	100.0
ANDERSON who says she'll vote no, against amending the Housing Element	122	79	10	29	21	18	27	29	27	21	101	8	101	1	1	5	122	-	64	58	23	93	6
	40.3	41.1	50.0	38.2	33.3	37.5	40.3	39.7	51.9	38.9	40.6	34.8	39.9	100.0	20.0	55.6	40.8		44.1	36.7	13.4	85.3	27.3
ROBERTSON who says she'll vote yes, in favor of amending the Housing Element	162	99	8	44	39	30	36	36	21	29	133	14	137	-	3	4	158	4	69	93	143	10	9
	53.5	51.6	40.0	57.9	61.9	62.5	53.7	49.3	40.4	53.7	53.4	60.9	54.2		60.0	44.4	52.8	100.0	47.6	58.9	83.1	9.2	40.9
Unsure	16	11	2	3	3	-	3	7	3	4	12	1	13	-	1	-	16	-	9	7	6	4	6
	5.3	5.7	10.0	3.9	4.8		4.5	9.6	5.8	7.4	4.8	4.3	5.1		20.0		5.4		6.2	4.4	3.5	3.7	27.3
Refused	3	3	-	-	-	-	1	1	1	-	3	-	2	-	-	-	3	-	3	-	-	2	1
	1.0	1.6					1.5	1.4	1.9		1.2		0.8				1.0		2.1			1.8	4.5



City of Encinitas Likely Voter Survey

28. SMITH says: "Amending the City's Housing Element will forever change our quality of life in Encinitas. I'll vote no." THOMAS says: "My own children can't afford to live in Encinitas. Amending the City's Housing Element means young professionals and first-time home buyers will be able to live and work in our community. If the people who make Encinitas so special cannot afford to live here, then we will change into place just for the rich and lose its charm. I'll vote yes." With whom do you agree more, SMITH or THOMAS?

Base: Total Sample

	GENDER			HOUSEHOLD PARTY			BORN IN US			GENDER/AGE										
	=====			=====			=====			=====										
	TOTAL	MALE	FE-MALE	REP.	DEM.	DTS	REP. HH	DEM. HH	MIXED PARTY HH	US BORN	EIGN BORN	UN KNOWN	AGE				MEN		WOMEN	
												18-34	35-54	55-64	65+	18-54	55+	18-54	55+	
Total	303	145	154	97	115	75	80	92	67	272	19	12	50	98	69	86	78	67	67	87
	100.0	100.0	100.0	100.0	100.0	100.0	100.0	100.0	100.0	100.0	100.0	100.0	100.0	100.0	100.0	100.0	100.0	100.0	100.0	100.0
SMITH who says she'll vote no, against amending the Housing Element	113	53	57	48	32	28	42	28	20	100	8	5	11	32	27	43	23	30	18	39
	37.3	36.6	37.0	49.5	27.8	37.3	52.5	30.4	29.9	36.8	42.1	41.7	22.0	32.7	39.1	50.0	29.5	44.8	26.9	44.8
THOMAS who says she'll vote yes, in favor of amending the Housing Element	170	84	85	43	75	44	34	56	44	153	10	7	37	61	36	36	51	33	46	39
	56.1	57.9	55.2	44.3	65.2	58.7	42.5	60.9	65.7	56.2	52.6	58.3	74.0	62.2	52.2	41.9	65.4	49.3	68.7	44.8
Unsure	18	6	12	5	8	2	4	8	2	17	1	-	2	5	5	6	4	2	3	9
	5.9	4.1	7.8	5.2	7.0	2.7	5.0	8.7	3.0	6.2	5.3	-	4.0	5.1	7.2	7.0	5.1	3.0	4.5	10.3
Refused	2	2	-	1	-	1	-	-	1	2	-	-	-	-	1	1	-	2	-	-
	0.7	1.4	-	1.0	-	1.3	-	-	1.5	0.7	-	-	-	-	1.4	1.2	-	3.0	-	-

City of Encinitas Likely Voter Survey

28. SMITH says: "Amending the City's Housing Element will forever change our quality of life in Encinitas. I'll vote no." THOMAS says: "My own children can't afford to live in Encinitas. Amending the City's Housing Element means young professionals and first-time home buyers will be able to live and work in our community. If the people who make Encinitas so special cannot afford to live here, then we will change into place just for the rich and lose its charm. I'll vote yes." With whom do you agree more, SMITH or THOMAS?

Base: Total Sample

	PARTY/GENDER							PARTY/AGE						VOTE PROPENSITY						100% NOT HAD CHANC	NEW REGIS TRANT
	GOP		DTS		DEM		GOP		DTS		DEM		5/5	4/5	3/5	2/5	1/5				
	TOTAL	MEN	WOMEN	MEN	WOMEN	MEN	WOMEN	18-54	55+	18-54	55+	18-54						55+			
Total	303	46	50	38	34	51	64	40	57	47	28	49	66	93	43	60	34	31	6	36	
	100.0	100.0	100.0	100.0	100.0	100.0	100.0	100.0	100.0	100.0	100.0	100.0	100.0	100.0	100.0	100.0	100.0	100.0	100.0	100.0	
SMITH who says she'll vote no, against amending the Housing Element	113	24	23	13	13	12	20	15	33	15	13	9	23	46	18	19	12	9	1	8	
	37.3	52.2	46.0	34.2	38.2	23.5	31.2	37.5	57.9	31.9	46.4	18.4	34.8	49.5	41.9	31.7	35.3	29.0	16.7	22.2	
THOMAS who says she'll vote yes, in favor of amending the Housing Element	170	19	24	23	20	37	38	23	20	31	13	38	37	38	24	36	20	22	4	26	
	56.1	41.3	48.0	60.5	58.8	72.5	59.4	57.5	35.1	66.0	46.4	77.6	56.1	40.9	55.8	60.0	58.8	71.0	66.7	72.2	
Unsure	18	2	3	1	1	2	6	2	3	1	1	2	6	7	1	5	2	-	1	2	
	5.9	4.3	6.0	2.6	2.9	3.9	9.4	5.0	5.3	2.1	3.6	4.1	9.1	7.5	2.3	8.3	5.9	-	16.7	5.6	
Refused	2	1	-	1	-	-	-	-	1	-	1	-	-	2	-	-	-	-	-	-	
	0.7	2.2	-	2.6	-	-	-	-	1.8	-	3.6	-	-	2.2	-	-	-	-	-	-	

City of Encinitas Likely Voter Survey

28. SMITH says: "Amending the City's Housing Element will forever change our quality of life in Encinitas. I'll vote no." THOMAS says: "My own children can't afford to live in Encinitas. Amending the City's Housing Element means young professionals and first-time home buyers will be able to live and work in our community. If the people who make Encinitas so special cannot afford to live here, then we will change into place just for the rich and lose its charm. I'll vote yes." With whom do you agree more, SMITH or THOMAS?

Base: Total Sample

	TYPE OF VOTER																												
	PERM- ANENT VOTE BY MAIL				PRE- VOTE BY MAIL				REGISTRATION DATE					GEOGRAPHIC					ETHNICITY				LANGUAGE		PHONE TYPE		INITIAL BALLOT TEST		
	TOTAL	MAIL	MAIL	ELEC TION DAY	<1 YEAR	<5 YEARS	<10 YEARS	<20 YEARS	20+ YEARS	92007	92024	LA- TINO	WHITE	BLACK	ASIAN	OTHER	ENGL- ISH	SPAN- ISH	LAND LINE	CELL	YES	NO	UNSURE /REF						
	-----	-----	-----	-----	-----	-----	-----	-----	-----	-----	-----	-----	-----	-----	-----	-----	-----	-----	-----	-----	-----	-----	-----						
Total	303	192	20	76	63	48	67	73	52	54	249	23	253	1	5	9	299	4	145	158	172	109	22						
	100.0	100.0	100.0	100.0	100.0	100.0	100.0	100.0	100.0	100.0	100.0	100.0	100.0	100.0	100.0	100.0	100.0	100.0	100.0	100.0	100.0	100.0	100.0						
SMITH who says she'll vote no, against amending the Housing Element	113	78	7	25	18	17	23	29	26	19	94	5	96	1	2	4	113	-	63	50	21	84	8						
	37.3	40.6	35.0	32.9	28.6	35.4	34.3	39.7	50.0	35.2	37.8	21.7	37.9	100.0	40.0	44.4	37.8		43.4	31.6	12.2	77.1	36.4						
THOMAS who says she'll vote yes, in favor of amending the Housing Element	170	100	12	47	42	29	40	37	22	32	138	17	141	-	3	5	166	4	70	100	145	18	7						
	56.1	52.1	60.0	61.8	66.7	60.4	59.7	50.7	42.3	59.3	55.4	73.9	55.7		60.0	55.6	55.5	100.0	48.3	63.3	84.3	16.5	31.8						
Unsure	18	12	1	4	3	2	3	6	4	3	15	1	14	-	-	-	18	-	10	8	6	6	6						
	5.9	6.2	5.0	5.3	4.8	4.2	4.5	8.2	7.7	5.6	6.0	4.3	5.5				6.0		6.9	5.1	3.5	5.5	27.3						
Refused	2	2	-	-	-	-	1	1	-	-	2	-	2	-	-	-	2	-	2	-	-	1	1						
	0.7	1.0					1.5	1.4			0.8		0.8				0.7		1.4			0.9	4.5						

City of Encinitas Likely Voter Survey

29. Knowing what you do now, if an election was held today, would you vote yes, in favor of amending the City's Housing Element, or vote no, against it? Please pick one. [RECORD]
 And would you say that you would definitely vote (for/against) or probably vote (for/against) amending the City's Housing Element? [IF UNSURE >>>] Would you say that you lean one way or another?

Base: Total Sample

	GENDER			HOUSEHOLD PARTY						BORN IN US				GENDER/AGE							
	=====			=====			=====			=====				=====				=====			
	TOTAL	MALE	FE-MALE	REP.	DEM.	DTS	REP. HH	DEM. HH	MIXED PARTY HH	US BORN	FOR EIGN BORN	UN KNOWN	18-34	35-54	55-64	65+	18-54	55+	18-54	55+	
Total	303	145	154	97	115	75	80	92	67	272	19	12	50	98	69	86	78	67	67	87	
	100.0	100.0	100.0	100.0	100.0	100.0	100.0	100.0	100.0	100.0	100.0	100.0	100.0	100.0	100.0	100.0	100.0	100.0	100.0	100.0	
YES, VOTE FOR [NET]	173	84	89	41	78	43	35	60	39	155	10	8	33	62	39	39	50	34	45	44	
=====	57.1	57.9	57.8	42.3	67.8	57.3	43.8	65.2	58.2	57.0	52.6	66.7	66.0	63.3	56.5	45.3	64.1	50.7	67.2	50.6	
Definitely vote yes	95	46	49	23	46	19	20	34	21	83	8	4	16	36	20	23	25	21	27	22	
	31.4	31.7	31.8	23.7	40.0	25.3	25.0	37.0	31.3	30.5	42.1	33.3	32.0	36.7	29.0	26.7	32.1	31.3	40.3	25.3	
Probably vote yes	72	36	36	17	27	24	14	23	16	67	2	3	16	25	19	12	25	11	16	20	
	23.8	24.8	23.4	17.5	23.5	32.0	17.5	25.0	23.9	24.6	10.5	25.0	32.0	25.5	27.5	14.0	32.1	16.4	23.9	23.0	
Lean vote yes	6	2	4	1	5	-	1	3	2	5	-	1	1	1	-	4	-	2	2	2	
	2.0	1.4	2.6	1.0	4.3		1.2	3.3	3.0	1.8		8.3	2.0	1.0		4.7		3.0	3.0	2.3	
NO, VOTE AGAINST [NET]	114	54	56	49	30	30	41	26	23	101	9	4	16	31	28	39	26	28	18	38	
=====	37.6	37.2	36.4	50.5	26.1	40.0	51.2	28.3	34.3	37.1	47.4	33.3	32.0	31.6	40.6	45.3	33.3	41.8	26.9	43.7	
Lean vote no	8	5	3	3	1	2	3	1	2	8	-	-	2	2	1	3	3	2	1	2	
	2.6	3.4	1.9	3.1	0.9	2.7	3.8	1.1	3.0	2.9			4.0	2.0	1.4	3.5	3.8	3.0	1.5	2.3	
Probably vote no	31	15	14	9	8	13	5	7	11	26	4	1	7	9	8	7	9	6	5	9	
	10.2	10.3	9.1	9.3	7.0	17.3	6.2	7.6	16.4	9.6	21.1	8.3	14.0	9.2	11.6	8.1	11.5	9.0	7.5	10.3	
Definitely vote no	75	34	39	37	21	15	33	18	10	67	5	3	7	20	19	29	14	20	12	27	
	24.8	23.4	25.3	38.1	18.3	20.0	41.2	19.6	14.9	24.6	26.3	25.0	14.0	20.4	27.5	33.7	17.9	29.9	17.9	31.0	
Firm Unsure	14	6	8	5	7	2	3	6	4	14	-	-	1	5	2	6	2	4	4	4	
	4.6	4.1	5.2	5.2	6.1	2.7	3.8	6.5	6.0	5.1			2.0	5.1	2.9	7.0	2.6	6.0	6.0	4.6	
Refused	2	1	1	2	-	-	1	-	1	2	-	-	-	-	-	2	-	1	-	1	
	0.7	0.7	0.6	2.1			1.2		1.5	0.7						2.3		1.5		1.1	

City of Encinitas Likely Voter Survey

29. Knowing what you do now, if an election was held today, would you vote yes, in favor of amending the City's Housing Element, or vote no, against it? Please pick one. [RECORD]
 And would you say that you would definitely vote (for/against) or probably vote (for/against) amending the City's Housing Element? [IF UNSURE >>>] Would you say that you lean one way or another?

Base: Total Sample

	PARTY/GENDER														PARTY/AGE						VOTE PROPENSITY							
	GOP				DTS				DEM						GOP		DTS		DEM		5/5	4/5	3/5	2/5	1/5	100% NOT HAD CHANC	NEW REGIS TRANT	
	TOTAL	MEN	WOMEN		MEN	WOMEN		MEN	WOMEN		MEN	WOMEN		MEN	WOMEN		MEN	WOMEN		MEN								WOMEN
Total	303	46	50	38	34	51	64	40	57	47	28	49	66	93	43	60	34	31	6	36								
	100.0	100.0	100.0	100.0	100.0	100.0	100.0	100.0	100.0	100.0	100.0	100.0	100.0	100.0	100.0	100.0	100.0	100.0	100.0	100.0	100.0	100.0	100.0	100.0	100.0	100.0	100.0	100.0
YES, VOTE FOR [NET]	173	20	21	20	23	38	40	22	19	29	14	37	41	44	23	35	20	21	5	25								
=====	57.1	43.5	42.0	52.6	67.6	74.5	62.5	55.0	33.3	61.7	50.0	75.5	62.1	47.3	53.5	58.3	58.8	67.7	83.3	69.4								
Definitely vote yes	95	13	10	9	10	20	26	15	8	11	8	21	25	23	12	22	10	14	4	10								
	31.4	28.3	20.0	23.7	29.4	39.2	40.6	37.5	14.0	23.4	28.6	42.9	37.9	24.7	27.9	36.7	29.4	45.2	66.7	27.8								
Probably vote yes	72	6	11	11	13	17	10	7	10	18	6	14	13	17	11	12	10	6	1	15								
	23.8	13.0	22.0	28.9	38.2	33.3	15.6	17.5	17.5	38.3	21.4	28.6	19.7	18.3	25.6	20.0	29.4	19.4	16.7	41.7								
Lean vote yes	6	1	-	-	-	1	4	-	1	-	-	2	3	4	-	1	-	1	-	-								
	2.0	2.2				2.0	6.2		1.8			4.1	4.5	4.3		1.7		3.2										
NO, VOTE AGAINST [NET]	114	22	26	17	10	11	19	16	33	17	13	9	21	41	18	23	13	9	1	9								
=====	37.6	47.8	52.0	44.7	29.4	21.6	29.7	40.0	57.9	36.2	46.4	18.4	31.8	44.1	41.9	38.3	38.2	29.0	16.7	25.0								
Lean vote no	8	1	2	2	-	1	-	-	3	1	1	1	-	4	-	2	2	-	-	-								
	2.6	2.2	4.0	5.3		2.0			5.3	2.1	3.6	2.0		4.3		3.3	5.9											
Probably vote no	31	5	4	8	3	1	7	3	6	9	4	3	5	12	3	7	2	4	-	3								
	10.2	10.9	8.0	21.1	8.8	2.0	10.9	7.5	10.5	19.1	14.3	6.1	7.6	12.9	7.0	11.7	5.9	12.9		8.3								
Definitely vote no	75	16	20	7	7	9	12	13	24	7	8	5	16	25	15	14	9	5	1	6								
	24.8	34.8	40.0	18.4	20.6	17.6	18.8	32.5	42.1	14.9	28.6	10.2	24.2	26.9	34.9	23.3	26.5	16.1	16.7	16.7								
Firm Unsure	14	3	2	1	1	2	5	2	3	1	1	3	4	6	2	2	1	1	-	2								
	4.6	6.5	4.0	2.6	2.9	3.9	7.8	5.0	5.3	2.1	3.6	6.1	6.1	6.5	4.7	3.3	2.9	3.2		5.6								
Refused	2	1	1	-	-	-	-	-	2	-	-	-	-	2	-	-	-	-	-	-								
	0.7	2.2	2.0						3.5					2.2														

City of Encinitas Likely Voter Survey

29. Knowing what you do now, if an election was held today, would you vote yes, in favor of amending the City's Housing Element, or vote no, against it? Please pick one. [RECORD]
 And would you say that you would definitely vote (for/against) or probably vote (for/against) amending the City's Housing Element? [IF UNSURE >>>] Would you say that you lean one way or another?

Base: Total Sample

	TYPE OF VOTER				REGISTRATION DATE					GEOGRAPHIC		ETHNICITY				LANGUAGE		PHONE TYPE		INITIAL BALLOT TEST			
	PERM- ANENT VOTE BY MAIL	PRE- VOTE BY MAIL	VIOUS ELEC TION DAY		<1 YEAR	<5 YEARS	<10 YEARS	<20 YEARS	20+ YEARS	92007	92024	LA- TINO	WHITE	BLACK	ASIAN	OTHER	ENGL- ISH	SPAN- ISH	LAND LINE	CELL	YES	NO	UNSURE /REF
Total	303	192	20	76	63	48	67	73	52	54	249	23	253	1	5	9	299	4	145	158	172	109	22
	100.0	100.0	100.0	100.0	100.0	100.0	100.0	100.0	100.0	100.0	100.0	100.0	100.0	100.0	100.0	100.0	100.0	100.0	100.0	100.0	100.0	100.0	100.0
YES, VOTE FOR [NET]	173	103	10	48	41	30	41	39	22	29	144	15	145	1	4	5	169	4	72	101	159	8	6
=====	57.1	53.6	50.0	63.2	65.1	62.5	61.2	53.4	42.3	53.7	57.8	65.2	57.3	100.0	80.0	55.6	56.5	100.0	49.7	63.9	92.4	7.3	27.3
Definitely vote yes	95	56	7	27	22	20	22	15	16	20	75	12	78	-	1	3	91	4	38	57	88	4	3
	31.4	29.2	35.0	35.5	34.9	41.7	32.8	20.5	30.8	37.0	30.1	52.2	30.8		20.0	33.3	30.4	100.0	26.2	36.1	51.2	3.7	13.6
Probably vote yes	72	44	3	18	19	9	17	22	5	8	64	2	63	1	2	2	72	-	29	43	66	4	2
	23.8	22.9	15.0	23.7	30.2	18.8	25.4	30.1	9.6	14.8	25.7	8.7	24.9	100.0	40.0	22.2	24.1		20.0	27.2	38.4	3.7	9.1
Lean vote yes	6	3	-	3	-	1	2	2	1	1	5	1	4	-	1	-	6	-	5	1	5	-	1
	2.0	1.6		3.9		2.1	3.0	2.7	1.9	1.9	2.0	4.3	1.6		20.0		2.0		3.4	0.6	2.9		4.5
NO, VOTE AGAINST [NET]	114	75	10	26	18	18	24	30	24	22	92	8	94	-	1	4	114	-	62	52	10	97	7
=====	37.6	39.1	50.0	34.2	28.6	37.5	35.8	41.1	46.2	40.7	36.9	34.8	37.2		20.0	44.4	38.1		42.8	32.9	5.8	89.0	31.8
Lean vote no	8	5	2	1	1	-	2	4	1	2	6	-	8	-	-	-	8	-	5	3	1	6	1
	2.6	2.6	10.0	1.3	1.6		3.0	5.5	1.9	3.7	2.4		3.2				2.7		3.4	1.9	0.6	5.5	4.5
Probably vote no	31	20	1	9	5	5	9	6	6	7	24	3	24	-	1	1	31	-	12	19	5	22	4
	10.2	10.4	5.0	11.8	7.9	10.4	13.4	8.2	11.5	13.0	9.6	13.0	9.5		20.0	11.1	10.4		8.3	12.0	2.9	20.2	18.2
Definitely vote no	75	50	7	16	12	13	13	20	17	13	62	5	62	-	-	3	75	-	45	30	4	69	2
	24.8	26.0	35.0	21.1	19.0	27.1	19.4	27.4	32.7	24.1	24.9	21.7	24.5			33.3	25.1		31.0	19.0	2.3	63.3	9.1
Firm Unsure	14	12	-	2	4	-	2	3	5	3	11	-	12	-	-	-	14	-	9	5	3	4	7
	4.6	6.2		2.6	6.3		3.0	4.1	9.6	5.6	4.4		4.7				4.7		6.2	3.2	1.7	3.7	31.8

City of Encinitas Likely Voter Survey

29. Knowing what you do now, if an election was held today, would you vote yes, in favor of amending the City's Housing Element, or vote no, against it? Please pick one.
 [RECORD]
 And would you say that you would definitely vote (for/against) or probably vote (for/against) amending the City's Housing Element? [IF UNSURE >>>] Would you say that you lean one way or another?

Base: Total Sample

	TYPE OF VOTER																										
	PERM- ANENT			PRE- VIOUS			REGISTRATION DATE					GEOGRAPHIC					ETHNICITY				LANGUAGE		PHONE TYPE		INITIAL BALLOT TEST		
	VOTE BY	VOTE BY	ELEC TION	<1 YEAR	<5 YEARS	<10 YEARS	<20 YEARS	20+ YEARS	92007	92024	LA- TINO	WHITE	BLACK	ASIAN	OTHER	ENGL- ISH	SPAN- ISH	LAND LINE	CELL	YES	NO	UNSURE /REF					
	TOTAL	MAIL	MAIL	DAY																							
Refused	2	2	-	-	-	-	1	1	-	2	-	2	-	-	-	2	-	2	-	-	-	2					
	0.7	1.0					1.4	1.9		0.8		0.8				0.7		1.4				9.1					



City of Encinitas Likely Voter Survey

30. Thinking specifically, why would you vote yes, in favor of amending the City's Housing Element?

Base: "Vote Yes"

	GENDER		PARTY			HOUSEHOLD PARTY			BORN IN US			AGE				GENDER/AGE				
	=====		=====			=====			=====			=====				=====		=====		
	TOTAL	MALE	FE-MALE	REP.	DEM.	DTS	PURE REP. HH	PURE DEM. HH	MIXED PARTY HH	US BORN	FOR EIGN BORN	UN KNOWN	18-34	35-54	55-64	65+	18-54	55+	18-54	55+
	-----	-----	-----	-----	-----	-----	-----	-----	-----	-----	-----	-----	-----	-----	-----	-----	-----	-----	-----	-----
Total	173	84	89	41	78	43	35	60	39	155	10	8	33	62	39	39	50	34	45	44
	100.0	100.0	100.0	100.0	100.0	100.0	100.0	100.0	100.0	100.0	100.0	100.0	100.0	100.0	100.0	100.0	100.0	100.0	100.0	100.0
Need to provide more affordable housing options/Opportunities	78	40	38	21	34	19	19	26	15	68	5	5	23	27	16	12	29	11	21	17
	45.1	47.6	42.7	51.2	43.6	44.2	54.3	43.3	38.5	43.9	50.0	62.5	69.7	43.5	41.0	30.8	58.0	32.4	46.7	38.6
To keep up with California laws/Do what is necessary	50	23	27	7	26	16	6	22	10	43	5	2	6	20	12	12	13	10	13	14
	28.9	27.4	30.3	17.1	33.3	37.2	17.1	36.7	25.6	27.7	50.0	25.0	18.2	32.3	30.8	30.8	26.0	29.4	28.9	31.8
In support (general)	13	7	6	4	6	2	3	5	4	13	-	-	1	7	2	3	3	4	5	1
	7.5	8.3	6.7	9.8	7.7	4.7	8.6	8.3	10.3	8.4			3.0	11.3	5.1	7.7	6.0	11.8	11.1	2.3
Need change/Plan (unspecified)	11	6	5	4	3	3	3	3	3	10	1	-	-	4	2	5	3	3	1	4
	6.4	7.1	5.6	9.8	3.8	7.0	8.6	5.0	7.7	6.5	10.0			6.5	5.1	12.8	6.0	8.8	2.2	9.1
Creates better city environment/More diversity	8	4	4	1	5	1	1	5	2	7	-	1	2	3	1	2	3	1	2	2
	4.6	4.8	4.5	2.4	6.4	2.3	2.9	8.3	5.1	4.5		12.5	6.1	4.8	2.6	5.1	6.0	2.9	4.4	4.5
Affects other areas/Transportation	7	5	2	2	4	1	2	1	4	7	-	-	-	4	-	3	2	3	2	-
	4.0	6.0	2.2	4.9	5.1	2.3	5.7	1.7	10.3	4.5				6.5		7.7	4.0	8.8	4.4	
Give people the power/Advocate for the people	2	-	2	-	1	-	-	-	2	2	-	-	1	-	1	-	-	-	1	1
	1.2		2.2		1.3				5.1	1.3			3.0		2.6				2.2	2.3
Other	12	6	6	1	5	3	1	4	2	11	1	-	3	3	2	4	4	2	2	4
	6.9	7.1	6.7	2.4	6.4	7.0	2.9	6.7	5.1	7.1	10.0		9.1	4.8	5.1	10.3	8.0	5.9	4.4	9.1
Don't know/Refused	3	2	1	2	-	1	1	-	1	3	-	-	-	-	3	-	-	2	-	1
	1.7	2.4	1.1	4.9		2.3	2.9		2.6	1.9					7.7			5.9		2.3

City of Encinitas Likely Voter Survey

30. Thinking specifically, why would you vote yes, in favor of amending the City's Housing Element?

Base: "Vote Yes"

	PARTY/GENDER														PARTY/AGE						VOTE PROPENSITY					
	GOP		DTS		DEM		GOP		DTS		DEM		5/5	4/5	3/5	2/5	1/5	100% NOT HAD CHANC	NEW REGIS TRANT							
	MEN	WOMEN	MEN	WOMEN	MEN	WOMEN	18-54	55+	18-54	55+	18-54	55+														
	TOTAL	MEN	WOMEN	MEN	WOMEN	MEN	WOMEN	18-54	55+	18-54	55+	18-54	55+	5/5	4/5	3/5	2/5	1/5	100% NOT HAD CHANC	NEW REGIS TRANT						
Total	173	20	21	20	23	38	40	22	19	29	14	37	41	44	23	35	20	21	5	25						
	100.0	100.0	100.0	100.0	100.0	100.0	100.0	100.0	100.0	100.0	100.0	100.0	100.0	100.0	100.0	100.0	100.0	100.0	100.0	100.0						
Need to provide more affordable housing options/Opportunities	78	10	11	10	9	18	16	10	11	14	5	22	12	10	9	16	12	15	3	13						
	45.1	50.0	52.4	50.0	39.1	47.4	40.0	45.5	57.9	48.3	35.7	59.5	29.3	22.7	39.1	45.7	60.0	71.4	60.0	52.0						
To keep up with California laws/Do what is necessary	50	3	4	5	11	15	11	4	3	10	6	12	14	15	6	13	3	6	1	6						
	28.9	15.0	19.0	25.0	47.8	39.5	27.5	18.2	15.8	34.5	42.9	32.4	34.1	34.1	26.1	37.1	15.0	28.6	20.0	24.0						
In support (general)	13	2	2	1	1	3	3	4	-	1	1	2	4	6	-	2	2	-	1	2						
	7.5	10.0	9.5	5.0	4.3	7.9	7.5	18.2	-	3.4	7.1	5.4	9.8	13.6	-	5.7	10.0	-	20.0	8.0						
Need change/Plan (unspecified)	11	2	2	1	2	2	1	1	3	2	1	1	2	3	3	2	2	1	-	-						
	6.4	10.0	9.5	5.0	8.7	5.3	2.5	4.5	15.8	6.9	7.1	2.7	4.9	6.8	13.0	5.7	10.0	4.8	-	-						
Creates better city environment/More diversity	8	-	1	1	-	2	3	1	-	1	-	2	3	2	2	-	1	2	-	1						
	4.6	-	4.8	5.0	-	5.3	7.5	4.5	-	3.4	-	5.4	7.3	4.5	8.7	-	5.0	9.5	-	4.0						
Affects other areas/Transportation	7	2	-	1	-	2	2	1	1	1	-	2	2	2	2	1	1	1	-	-						
	4.0	10.0	-	5.0	-	5.3	5.0	4.5	5.3	3.4	-	5.4	4.9	4.5	8.7	2.9	5.0	4.8	-	-						
Give people the power/Advocate for the people	2	-	-	-	-	-	1	-	-	-	-	1	-	-	1	-	-	-	-	1						
	1.2	-	-	-	-	-	2.5	-	-	-	-	2.7	-	-	4.3	-	-	-	-	4.0						
Other	12	1	-	1	2	2	3	1	-	3	-	-	5	6	-	3	1	-	-	2						
	6.9	5.0	-	5.0	8.7	5.3	7.5	4.5	-	10.3	-	-	12.2	13.6	-	8.6	5.0	-	-	8.0						
Don't know/Refused	3	1	1	1	-	-	-	-	2	-	1	-	-	-	1	1	-	-	-	1						
	1.7	5.0	4.8	5.0	-	-	-	-	10.5	-	7.1	-	-	-	4.3	2.9	-	-	-	4.0						

City of Encinitas Likely Voter Survey

30. Thinking specifically, why would you vote yes, in favor of amending the City's Housing Element?

Base: "Vote Yes"

	TYPE OF VOTER																												
	PERM- ANENT VOTE BY MAIL				PRE- VIOUS VOTE BY MAIL				REGISTRATION DATE					GEOGRAPHIC				ETHNICITY					LANGUAGE		PHONE TYPE		INITIAL BALLOT TEST		
	TOTAL	MAIL	MAIL	ELEC DAY	<1 YEAR	<5 YEARS	<10 YEARS	<20 YEARS	20+ YEARS	92007	92024	LA-TINO	WHITE	BLACK	ASIAN	OTHER	ENGL-ISH	SPAN-ISH	LAND LINE	CELL	YES	NO	UNSURE/REF						
	100.0	100.0	100.0	100.0	100.0	100.0	100.0	100.0	100.0	100.0	100.0	100.0	100.0	100.0	100.0	100.0	100.0	100.0	100.0	100.0	100.0	100.0	100.0						
Total	173	103	10	48	41	30	41	39	22	29	144	15	145	1	4	5	169	4	72	101	159	8	6						
Need to provide more affordable housing options/Opportunities	78	47	-	24	24	19	15	15	5	11	67	8	64	-	3	2	76	2	25	53	72	3	3						
To keep up with California laws/Do what is necessary	50	23	7	16	8	6	16	11	9	12	38	4	45	-	-	1	48	2	23	27	47	2	1						
In support (general)	13	10	-	2	3	4	1	4	1	4	9	1	12	-	-	-	12	1	5	8	10	2	1						
Need change/Plan (unspecified)	11	6	-	5	-	-	5	3	3	1	10	3	5	-	1	-	10	1	7	4	11	-	-						
Creates better city environment/More diversity	8	8	-	-	3	2	1	-	2	-	8	-	8	-	-	-	8	-	4	4	8	-	-						
Affects other areas/Transportation	7	5	1	1	-	1	2	3	1	-	7	-	7	-	-	-	7	-	4	3	5	2	-						
Give people the power/Advocate for the people	2	2	-	-	1	-	1	-	-	1	1	-	1	1	-	-	2	-	1	1	2	-	-						
Other	12	8	2	2	3	3	2	3	1	2	10	1	9	-	-	2	12	-	5	7	12	-	-						
Don't know/Refused	3	2	-	1	1	-	-	2	-	-	3	-	3	-	-	-	3	-	2	1	2	-	1						

City of Encinitas Likely Voter Survey

31. Thinking specifically, why would you vote no, against amending the City's Housing Element?

Base: "Vote No"

	GENDER		HOUSEHOLD PARTY							BORN IN US			GENDER/AGE							
	=====		PARTY				PURE	PURE	MIXED	=====			AGE				MEN		WOMEN	
	TOTAL	FE-	REP.	DEM.	DTS	REP.	DEM.	PARTY	US	FOR	UN	18-34	35-54	55-64	65+	18-54	55+	18-54	55+	
	-----	MALE	MALE	REP.	DEM.	DTS	HH	HH	HH	BORN	EIGN	KNOWN	-----	-----	-----	-----	-----	-----	-----	-----
Total	114	54	56	49	30	30	41	26	23	101	9	4	16	31	28	39	26	28	18	38
	100.0	100.0	100.0	100.0	100.0	100.0	100.0	100.0	100.0	100.0	100.0	100.0	100.0	100.0	100.0	100.0	100.0	100.0	100.0	100.0
Don't want more houses/ More density/Traffic	46	19	24	24	9	12	19	7	9	41	3	2	8	15	11	12	13	6	8	16
	40.4	35.2	42.9	49.0	30.0	40.0	46.3	26.9	39.1	40.6	33.3	50.0	50.0	48.4	39.3	30.8	50.0	21.4	44.4	42.1
It is fine as it is	16	6	9	7	5	4	5	4	5	16	-	-	1	3	6	6	-	6	3	6
	14.0	11.1	16.1	14.3	16.7	13.3	12.2	15.4	21.7	15.8			6.2	9.7	21.4	15.4		21.4	16.7	15.8
Ruin Aesthetic/Character of city	14	5	9	5	6	2	4	5	3	10	2	2	1	3	2	8	2	3	2	7
	12.3	9.3	16.1	10.2	20.0	6.7	9.8	19.2	13.0	9.9	22.2	50.0	6.2	9.7	7.1	20.5	7.7	10.7	11.1	18.4
Don't trust government/ Developers	8	4	4	4	2	2	3	1	2	8	-	-	-	3	2	3	1	3	2	2
	7.0	7.4	7.1	8.2	6.7	6.7	7.3	3.8	8.7	7.9				9.7	7.1	7.7	3.8	10.7	11.1	5.3
General Opposition	6	5	1	2	1	3	2	1	-	5	1	-	-	-	2	4	-	5	-	1
	5.3	9.3	1.8	4.1	3.3	10.0	4.9	3.8		5.0	11.1				7.1	10.3		17.9		2.6
Won't do what it says/ Needs changes	6	4	2	1	2	2	1	2	1	5	1	-	-	4	-	2	2	2	2	-
	5.3	7.4	3.6	2.0	6.7	6.7	2.4	7.7	4.3	5.0	11.1			12.9		5.1	7.7	7.1	11.1	
Need more Information	3	1	2	-	1	2	-	-	2	3	-	-	1	1	-	1	1	-	1	1
	2.6	1.9	3.6		3.3	6.7			8.7	3.0			6.2	3.2		2.6	3.8		5.6	2.6
Other	21	11	10	9	7	4	9	7	3	18	2	1	4	5	7	5	6	5	3	7
	18.4	20.4	17.9	18.4	23.3	13.3	22.0	26.9	13.0	17.8	22.2	25.0	25.0	16.1	25.0	12.8	23.1	17.9	16.7	18.4
Don't know/Refused	3	2	1	1	1	-	1	1	1	3	-	-	1	1	-	1	2	-	-	1
	2.6	3.7	1.8	2.0	3.3		2.4	3.8	4.3	3.0			6.2	3.2		2.6	7.7			2.6

City of Encinitas Likely Voter Survey

31. Thinking specifically, why would you vote no, against amending the City's Housing Element?

Base: "Vote No"

	PARTY/GENDER								PARTY/AGE						VOTE PROPENSITY						
	GOP		DTS		DEM		GOP		DTS		DEM		5/5	4/5	3/5	2/5	1/5	100% NOT HAD CHANC	NEW REGIS TRANT		
	TOTAL	MEN	WOMEN	MEN	WOMEN	MEN	WOMEN	18-54	55+	18-54	55+	18-54								55+	
Total	114	22	26	17	10	11	19	16	33	17	13	9	21	41	18	23	13	9	1	9	
	100.0	100.0	100.0	100.0	100.0	100.0	100.0	100.0	100.0	100.0	100.0	100.0	100.0	100.0	100.0	100.0	100.0	100.0	100.0	100.0	
Don't want more houses/ More density/Traffic	46	10	13	7	3	2	7	10	14	11	1	1	8	17	5	11	5	2	1	5	
	40.4	45.5	50.0	41.2	30.0	18.2	36.8	62.5	42.4	64.7	7.7	11.1	38.1	41.5	27.8	47.8	38.5	22.2	100.0	55.6	
It is fine as it is	16	2	5	2	1	2	3	2	5	1	3	1	4	7	3	3	-	1	-	2	
	14.0	9.1	19.2	11.8	10.0	18.2	15.8	12.5	15.2	5.9	23.1	11.1	19.0	17.1	16.7	13.0		11.1		22.2	
Ruin Aesthetic/Character of city	14	1	4	-	2	3	3	1	4	-	2	2	4	6	-	4	1	2	-	1	
	12.3	4.5	15.4		20.0	27.3	15.8	6.2	12.1		15.4	22.2	19.0	14.6		17.4	7.7	22.2		11.1	
Don't trust government/ Developers	8	2	2	1	1	1	1	1	3	2	-	-	2	6	1	-	1	-	-	-	
	7.0	9.1	7.7	5.9	10.0	9.1	5.3	6.2	9.1	11.8			9.5	14.6	5.6		7.7				
General Opposition	6	2	-	2	1	1	-	-	2	-	3	-	1	3	1	1	-	1	-	-	
	5.3	9.1		11.8	10.0	9.1			6.1		23.1		4.8	7.3	5.6	4.3		11.1			
Won't do what it says/ Needs changes	6	-	1	2	-	1	1	1	-	1	1	1	1	2	2	1	1	-	-	-	
	5.3		3.8	11.8		9.1	5.3	6.2		5.9	7.7	11.1	4.8	4.9	11.1	4.3	7.7				
Need more Information	3	-	-	1	1	-	1	-	-	1	1	1	-	-	1	1	1	-	-	-	
	2.6			5.9	10.0		5.3			5.9	7.7	11.1			5.6	4.3	7.7				
Other	21	6	3	3	1	1	6	3	6	2	2	3	4	4	6	3	4	3	-	1	
	18.4	27.3	11.5	17.6	10.0	9.1	31.6	18.8	18.2	11.8	15.4	33.3	19.0	9.8	33.3	13.0	30.8	33.3		11.1	
Don't know/Refused	3	-	1	-	-	1	-	-	1	-	-	1	-	1	-	2	-	-	-	-	
	2.6		3.8			9.1			3.0			11.1		2.4		8.7					

City of Encinitas Likely Voter Survey

31. Thinking specifically, why would you vote no, against amending the City's Housing Element?

Base: "Vote No"

	TYPE OF VOTER																											
	PERM- ANENT VOTE BY MAIL				PRE- VIOUS VOTE BY MAIL				REGISTRATION DATE					GEOGRAPHIC				ETHNICITY				LANGUAGE		PHONE TYPE		INITIAL BALLOT TEST		
	TOTAL	MAIL	MAIL	ELEC DAY	<1 YEAR	<5 YEARS	<10 YEARS	<20 YEARS	20+ YEARS	92007	92024	LA-TINO	WHITE	BLACK	ASIAN	OTHER	ENGL-ISH	SPAN-ISH	LAND LINE	CELL	YES	NO	UNSURE /REF					
Total	114	75	10	26	18	18	24	30	24	22	92	8	94	-	1	4	114	-	62	52	10	97	7					
	100.0	100.0	100.0	100.0	100.0	100.0	100.0	100.0	100.0	100.0	100.0	100.0	100.0	100.0	100.0	100.0	100.0	100.0	100.0	100.0	100.0	100.0	100.0					
Don't want more houses/ More density/Traffic	46	27	3	13	8	5	10	12	11	7	39	4	40	-	-	1	46	-	21	25	4	39	3					
	40.4	36.0	30.0	50.0	44.4	27.8	41.7	40.0	45.8	31.8	42.4	50.0	42.6			25.0	40.4		33.9	48.1	40.0	40.2	42.9					
It is fine as it is	16	11	2	3	3	3	5	3	2	4	12	1	12	-	1	1	16	-	9	7	1	13	2					
	14.0	14.7	20.0	11.5	16.7	16.7	20.8	10.0	8.3	18.2	13.0	12.5	12.8		100.0	25.0	14.0		14.5	13.5	10.0	13.4	28.6					
Ruin Aesthetic/Character of city	14	9	2	3	2	2	2	3	5	3	11	2	10	-	-	2	14	-	10	4	1	12	1					
	12.3	12.0	20.0	11.5	11.1	11.1	8.3	10.0	20.8	13.6	12.0	25.0	10.6			50.0	12.3		16.1	7.7	10.0	12.4	14.3					
Don't trust government/ Developers	8	7	1	-	1	-	2	1	4	2	6	-	8	-	-	-	8	-	7	1	1	7	-					
	7.0	9.3	10.0		5.6		8.3	3.3	16.7	9.1	6.5		8.5			7.0			11.3	1.9	10.0	7.2						
General Opposition	6	4	-	2	-	1	2	3	-	-	6	-	5	-	-	-	6	-	3	3	-	6	-					
	5.3	5.3		7.7		5.6	8.3	10.0			6.5		5.3			5.3			4.8	5.8		6.2						
Won't do what it says/ Needs changes	6	5	1	-	1	2	-	3	-	-	6	1	4	-	-	-	6	-	2	4	-	6	-					
	5.3	6.7	10.0		5.6	11.1		10.0			6.5	12.5	4.3			5.3			3.2	7.7		6.2						
Need more Information	3	1	1	1	-	1	-	2	-	1	2	-	2	-	1	-	3	-	3	-	-	3	-					
	2.6	1.3	10.0	3.8		5.6		6.7		4.5	2.2		2.1		100.0	2.6			4.8			3.1						
Other	21	13	1	7	4	3	4	5	5	6	15	1	16	-	-	1	21	-	12	9	2	18	1					
	18.4	17.3	10.0	26.9	22.2	16.7	16.7	16.7	20.8	27.3	16.3	12.5	17.0			25.0	18.4		19.4	17.3	20.0	18.6	14.3					
Don't know/Refused	3	3	-	-	-	1	1	1	-	2	1	-	3	-	-	-	3	-	2	1	2	1	-					
	2.6	4.0				5.6	4.2	3.3		9.1	1.1		3.2			2.6			3.2	1.9	20.0	1.0						

City of Encinitas Likely Voter Survey

32. DR. JONES says: "Proposition A is clear, the voters get to vote on land use changes and height changes, and that's it. The November ballot measure for the housing element should be limited in scope to keep it simple and uncomplicated and leave the decision-making about design details of future development projects up to the city planning commission and professional planning staff." DR. MILLER says: "While Proposition A was clear that the voters only had the right to vote on land use and height changes, the spirit of the proposition was to allow the voters a say in every detail of the planning process. The voters should be able to roll up our sleeves and get into the nitty-gritty of every detail development project. The November housing element ballot measure should have every last design detail in it for voters to vote up or down." With whom do you agree more, DR. JONES or DR. MILLER?

Base: Total Sample

	GENDER						HOUSEHOLD PARTY			BORN IN US			GENDER/AGE							
	=====		=====				PURE REP. HH	PURE DEM. HH	MIXED PARTY HH	US BORN	FOR EIGN BORN	UN KNOWN	=====				=====			
	TOTAL	MALE	FE-MALE	REP.	DEM.	DTS							AGE				MEN		WOMEN	
							18-34	35-54	55-64	65+	18-54	55+	18-54	55+						
Total	303	145	154	97	115	75	80	92	67	272	19	12	50	98	69	86	78	67	67	87
	100.0	100.0	100.0	100.0	100.0	100.0	100.0	100.0	100.0	100.0	100.0	100.0	100.0	100.0	100.0	100.0	100.0	100.0	100.0	100.0
DR. JONES who says leave the decision-making about details to City staff	134	74	58	34	64	31	29	49	28	121	8	5	23	40	28	43	37	37	24	34
	44.2	51.0	37.7	35.1	55.7	41.3	36.2	53.3	41.8	44.5	42.1	41.7	46.0	40.8	40.6	50.0	47.4	55.2	35.8	39.1
DR. MILLER who says the November housing element ballot measure should have every last design detail in it	143	61	81	56	41	37	45	34	36	128	10	5	26	45	37	35	35	26	36	45
	47.2	42.1	52.6	57.7	35.7	49.3	56.2	37.0	53.7	47.1	52.6	41.7	52.0	45.9	53.6	40.7	44.9	38.8	53.7	51.7
Unsure	24	8	15	6	10	7	5	9	3	22	1	1	1	12	4	7	5	3	7	8
	7.9	5.5	9.7	6.2	8.7	9.3	6.2	9.8	4.5	8.1	5.3	8.3	2.0	12.2	5.8	8.1	6.4	4.5	10.4	9.2
Refused	2	2	-	1	-	-	1	-	-	1	-	1	-	1	-	1	1	1	-	-
	0.7	1.4	-	1.0	-	-	1.2	-	-	0.4	-	8.3	-	1.0	-	1.2	1.3	1.5	-	-



City of Encinitas Likely Voter Survey

32. DR. JONES says: "Proposition A is clear, the voters get to vote on land use changes and height changes, and that's it. The November ballot measure for the housing element should be limited in scope to keep it simple and uncomplicated and leave the decision-making about design details of future development projects up to the city planning commission and professional planning staff." DR. MILLER says: "While Proposition A was clear that the voters only had the right to vote on land use and height changes, the spirit of the proposition was to allow the voters a say in every detail of the planning process. The voters should be able to roll up our sleeves and get into the nitty-gritty of every detail development project. The November housing element ballot measure should have every last design detail in it for voters to vote up or down." With whom do you agree more, DR. JONES or DR. MILLER?

Base: Total Sample

	PARTY/GENDER								PARTY/AGE						VOTE PROPENSITY							
	GOP		DTS		DEM		GOP		DTS		DEM		5/5	4/5	3/5	2/5	1/5	100% NOT HAD CHANC	NEW REGIS TRANT			
	TOTAL	MEN	WOMEN	MEN	WOMEN	MEN	WOMEN	18-54	55+	18-54	55+	18-54								55+		
Total	303	46	50	38	34	51	64	40	57	47	28	49	66	93	43	60	34	31	6	36		
	100.0	100.0	100.0	100.0	100.0	100.0	100.0	100.0	100.0	100.0	100.0	100.0	100.0	100.0	100.0	100.0	100.0	100.0	100.0	100.0		
DR. JONES who says leave the decision-making about details to City staff	134	20	14	16	13	33	31	15	19	19	12	25	39	51	19	19	11	11	3	20		
	44.2	43.5	28.0	42.1	38.2	64.7	48.4	37.5	33.3	40.4	42.9	51.0	59.1	54.8	44.2	31.7	32.4	35.5	50.0	55.6		
DR. MILLER who says the November housing element ballot measure should have every last design detail in it	143	22	33	20	17	15	26	21	35	22	15	22	19	34	21	37	18	16	2	15		
	47.2	47.8	66.0	52.6	50.0	29.4	40.6	52.5	61.4	46.8	53.6	44.9	28.8	36.6	48.8	61.7	52.9	51.6	33.3	41.7		
Unsure	24	3	3	2	4	3	7	4	2	6	1	2	8	7	3	4	5	3	1	1		
	7.9	6.5	6.0	5.3	11.8	5.9	10.9	10.0	3.5	12.8	3.6	4.1	12.1	7.5	7.0	6.7	14.7	9.7	16.7	2.8		
Refused	2	1	-	-	-	-	-	-	1	-	-	-	-	1	-	-	-	1	-	-		
	0.7	2.2							1.8					1.1				3.2				





City of Encinitas Likely Voter Survey

32. DR. JONES says: "Proposition A is clear, the voters get to vote on land use changes and height changes, and that's it. The November ballot measure for the housing element should be limited in scope to keep it simple and uncomplicated and leave the decision-making about design details of future development projects up to the city planning commission and professional planning staff." DR. MILLER says: "While Proposition A was clear that the voters only had the right to vote on land use and height changes, the spirit of the proposition was to allow the voters a say in every detail of the planning process. The voters should be able to roll up our sleeves and get into the nitty-gritty of every detail development project. The November housing element ballot measure should have every last design detail in it for voters to vote up or down." With whom do you agree more, DR. JONES or DR. MILLER?

Base: Total Sample

	TYPE OF VOTER																						
	=====																						
	PERM- ANENT VOTE BY MAIL	PRE- VIOUS VOTE BY MAIL	ELEC TION DAY	REGISTRATION DATE					GEOGRAPHIC		ETHNICITY				LANGUAGE		PHONE TYPE		INITIAL BALLOT TEST				
	TOTAL	MAIL	MAIL	<1 YEAR	<5 YEARS	<10 YEARS	<20 YEARS	20+ YEARS	92007	92024	LA- TINO	WHITE	BLACK	ASIAN	OTHER	ENGL- ISH	SPAN- ISH	LAND LINE	CELL	YES	NO	UNSURE /REF	
Total	303	192	20	76	63	48	67	73	52	54	249	23	253	1	5	9	299	4	145	158	172	109	22
	100.0	100.0	100.0	100.0	100.0	100.0	100.0	100.0	100.0	100.0	100.0	100.0	100.0	100.0	100.0	100.0	100.0	100.0	100.0	100.0	100.0	100.0	100.0
DR. JONES who says leave the decision-making about details to City staff	134	92	8	25	29	19	28	33	25	29	105	6	117	-	3	3	134	-	64	70	94	30	10
	44.2	47.9	40.0	32.9	46.0	39.6	41.8	45.2	48.1	53.7	42.2	26.1	46.2		60.0	33.3	44.8		44.1	44.3	54.7	27.5	45.5
DR. MILLER who says the November housing element ballot measure should have every last design detail in it	143	83	11	44	30	24	33	34	22	20	123	16	115	1	1	5	139	4	67	76	69	71	3
	47.2	43.2	55.0	57.9	47.6	50.0	49.3	46.6	42.3	37.0	49.4	69.6	45.5	100.0	20.0	55.6	46.5	100.0	46.2	48.1	40.1	65.1	13.6
Unsure	24	15	1	7	4	4	6	6	4	4	20	1	20	-	1	1	24	-	13	11	9	7	8
	7.9	7.8	5.0	9.2	6.3	8.3	9.0	8.2	7.7	7.4	8.0	4.3	7.9		20.0	11.1	8.0		9.0	7.0	5.2	6.4	36.4
Refused	2	2	-	-	-	1	-	-	1	1	1	-	1	-	-	-	2	-	1	1	-	1	1
	0.7	1.0				2.1			1.9	1.9	0.4		0.4				0.7		0.7	0.6		0.9	4.5



City of Encinitas Likely Voter Survey

33. For demographic purposes only, which of the following best describes your ethnic background?

Base: Total Sample

	GENDER			HOUSEHOLD PARTY						BORN IN US			GENDER/AGE							
	=====			PARTY			PURE	PURE	MIXED	=====			AGE				MEN		WOMEN	
	TOTAL	MALE	FE-MALE	REP.	DEM.	DTS	REP. HH	DEM. HH	MIXED HH	US BORN	FOR EIGN BORN	UN KNOWN	18-34	35-54	55-64	65+	18-54	55+	18-54	55+
	-----	-----	-----	-----	-----	-----	-----	-----	-----	-----	-----	-----	-----	-----	-----	-----	-----	-----	-----	-----
Total	303	145	154	97	115	75	80	92	67	272	19	12	50	98	69	86	78	67	67	87
	100.0	100.0	100.0	100.0	100.0	100.0	100.0	100.0	100.0	100.0	100.0	100.0	100.0	100.0	100.0	100.0	100.0	100.0	100.0	100.0
Latino/Hispanic	23	10	13	8	5	7	5	5	6	16	6	1	5	13	4	1	8	2	10	3
	7.6	6.9	8.4	8.2	4.3	9.3	6.2	5.4	9.0	5.9	31.6	8.3	10.0	13.3	5.8	1.2	10.3	3.0	14.9	3.4
White/Caucasian	253	116	134	81	101	61	68	80	53	232	12	9	39	77	60	77	60	56	54	80
	83.5	80.0	87.0	83.5	87.8	81.3	85.0	87.0	79.1	85.3	63.2	75.0	78.0	78.6	87.0	89.5	76.9	83.6	80.6	92.0
Black/African American	1	-	1	-	-	-	-	-	1	1	-	-	-	-	1	-	-	-	-	1
	0.3		0.6						1.5	0.4					1.4					1.1
Asian	5	3	2	1	1	3	1	-	2	3	-	2	-	3	-	2	1	2	2	-
	1.7	2.1	1.3	1.0	0.9	4.0	1.2		3.0	1.1		16.7		3.1		2.3	1.3	3.0	3.0	
Other:	9	7	1	1	4	3	1	3	2	9	-	-	4	1	2	2	4	3	-	1
	3.0	4.8	0.6	1.0	3.5	4.0	1.2	3.3	3.0	3.3			8.0	1.0	2.9	2.3	5.1	4.5		1.1
Refused	12	9	3	6	4	1	5	4	3	11	1	-	2	4	2	4	5	4	1	2
	4.0	6.2	1.9	6.2	3.5	1.3	6.2	4.3	4.5	4.0	5.3		4.0	4.1	2.9	4.7	6.4	6.0	1.5	2.3

City of Encinitas Likely Voter Survey

33. For demographic purposes only, which of the following best describes your ethnic background?

Base: Total Sample

	PARTY/GENDER						PARTY/AGE						VOTE PROPENSITY						100% NOT HAD CHANC	NEW REGIS TRANT
	GOP		DTS		DEM		GOP		DTS		DEM		5/5	4/5	3/5	2/5	1/5			
	TOTAL	MEN	WOMEN	MEN	WOMEN	MEN	WOMEN	18-54	55+	18-54	55+	18-54						55+		
Total	303	46	50	38	34	51	64	40	57	47	28	49	66	93	43	60	34	31	6	36
	100.0	100.0	100.0	100.0	100.0	100.0	100.0	100.0	100.0	100.0	100.0	100.0	100.0	100.0	100.0	100.0	100.0	100.0	100.0	100.0
Latino/Hispanic	23	5	3	3	4	-	5	6	2	6	1	4	1	3	1	5	3	6	1	4
	7.6	10.9	6.0	7.9	11.8		7.8	15.0	3.5	12.8	3.6	8.2	1.5	3.2	2.3	8.3	8.8	19.4	16.7	11.1
White/Caucasian	253	35	45	31	28	44	57	30	51	37	24	41	60	81	40	48	28	22	5	29
	83.5	76.1	90.0	81.6	82.4	86.3	89.1	75.0	89.5	78.7	85.7	83.7	90.9	87.1	93.0	80.0	82.4	71.0	83.3	80.6
Black/African American	1	-	-	-	-	-	-	-	-	-	-	-	-	-	1	-	-	-	-	-
	0.3														2.3					
Asian	5	1	-	2	1	-	1	-	1	2	1	1	-	1	1	2	1	-	-	-
	1.7	2.2		5.3	2.9		1.6		1.8	4.3	3.6	2.0		1.1	2.3	3.3	2.9			
Other:	9	1	-	1	1	4	-	1	-	1	2	2	2	4	-	2	-	-	-	3
	3.0	2.2		2.6	2.9	7.8		2.5		2.1	7.1	4.1	3.0	4.3		3.3				8.3
Refused	12	4	2	1	-	3	1	3	3	1	-	1	3	4	-	3	2	3	-	-
	4.0	8.7	4.0	2.6		5.9	1.6	7.5	5.3	2.1		2.0	4.5	4.3		5.0	5.9	9.7		

City of Encinitas Likely Voter Survey

33. For demographic purposes only, which of the following best describes your ethnic background?

Base: Total Sample

	TYPE OF VOTER																											
	PERM- ANENT VOTE BY MAIL				PRE- VIOUS VOTE BY MAIL				REGISTRATION DATE					GEOGRAPHIC				ETHNICITY				LANGUAGE		PHONE TYPE		INITIAL BALLOT TEST		
	TOTAL	MAIL	MAIL	DAY	<1 YEAR	<5 YEARS	<10 YEARS	<20 YEARS	20+ YEARS	92007	92024	LA-TINO	WHITE	BLACK	ASIAN	OTHER	ENGL-ISH	SPAN-ISH	LAND LINE	CELL	YES	NO	UNSURE/REF					
	100.0	100.0	100.0	100.0	100.0	100.0	100.0	100.0	100.0	100.0	100.0	100.0	100.0	100.0	100.0	100.0	100.0	100.0	100.0	100.0	100.0	100.0	100.0					
Total	303	192	20	76	63	48	67	73	52	54	249	23	253	1	5	9	299	4	145	158	172	109	22					
Latino/Hispanic	23	10	-	11	4	4	8	7	-	6	17	23	-	-	-	-	19	4	9	14	15	7	1					
White/Caucasian	253	161	20	59	52	39	55	62	45	44	209	-	253	-	-	-	253	-	123	130	145	89	19					
Black/African American	1	1	-	-	-	-	1	-	-	-	1	-	-	1	-	-	1	-	1	-	1	-	-					
Asian	5	3	-	2	1	-	1	1	2	1	4	-	-	-	5	-	5	-	3	2	3	2	-					
Other:	9	9	-	-	4	1	-	1	3	2	7	-	-	-	-	9	9	-	4	5	4	4	1					
Refused	12	8	-	4	2	4	2	2	2	1	11	-	-	-	-	-	12	-	5	7	4	7	1					

City of Encinitas Likely Voter Survey

GENDER.

Base: Total Sample

	GENDER			HOUSEHOLD PARTY						BORN IN US			GENDER/AGE							
	=====		FE-	PARTY			PURE	PURE	MIXED	=====			AGE				MEN		WOMEN	
	TOTAL	MALE		MALE	REP.	DEM.	DTS	REP.	DEM.	PARTY	US	FOR	UN	18-34	35-54	55-64	65+	18-54	55+	18-54
Total	303	145	154	97	115	75	80	92	67	272	19	12	50	98	69	86	78	67	67	87
	100.0	100.0	100.0	100.0	100.0	100.0	100.0	100.0	100.0	100.0	100.0	100.0	100.0	100.0	100.0	100.0	100.0	100.0	100.0	100.0
Male	145	145	-	46	51	38	41	41	35	131	9	5	34	44	20	47	78	67	-	-
	47.9	100.0		47.4	44.3	50.7	51.2	44.6	52.2	48.2	47.4	41.7	68.0	44.9	29.0	54.7	100.0	100.0		
Female	154	-	154	50	64	34	38	51	31	138	9	7	14	53	49	38	-	-	67	87
	50.8		100.0	51.5	55.7	45.3	47.5	55.4	46.3	50.7	47.4	58.3	28.0	54.1	71.0	44.2			100.0	100.0
Unknown	4	-	-	1	-	3	1	-	1	3	1	-	2	1	-	1	-	-	-	-
	1.3			1.0		4.0	1.2		1.5	1.1	5.3		4.0	1.0		1.2				



City of Encinitas Likely Voter Survey

GENDER.

Base: Total Sample

	PARTY/GENDER							PARTY/AGE						VOTE PROPENSITY					100% NOT HAD CHANC	NEW REGIS TRANT
	GOP		DTS		DEM		GOP		DTS		DEM		5/5	4/5	3/5	2/5	1/5			
	TOTAL	MEN	WOMEN	MEN	WOMEN	MEN	WOMEN	18-54	55+	18-54	55+	18-54						55+		
Total	303	46	50	38	34	51	64	40	57	47	28	49	66	93	43	60	34	31	6	36
	100.0	100.0	100.0	100.0	100.0	100.0	100.0	100.0	100.0	100.0	100.0	100.0	100.0	100.0	100.0	100.0	100.0	100.0	100.0	100.0
Male	145	46	-	38	-	51	-	21	25	25	13	23	28	46	23	28	14	12	1	21
	47.9	100.0		100.0		100.0		52.5	43.9	53.2	46.4	46.9	42.4	49.5	53.5	46.7	41.2	38.7	16.7	58.3
Female	154	-	50	-	34	-	64	19	31	19	15	26	38	47	20	32	19	18	5	13
	50.8		100.0		100.0		100.0	47.5	54.4	40.4	53.6	53.1	57.6	50.5	46.5	53.3	55.9	58.1	83.3	36.1
Unknown	4	-	-	-	-	-	-	-	1	3	-	-	-	-	-	-	1	1	-	2
	1.3								1.8	6.4							2.9	3.2		5.6



City of Encinitas Likely Voter Survey

GENDER.

Base: Total Sample

	TYPE OF VOTER																						
	PERM- PRE-				REGISTRATION DATE					GEOGRAPHIC		ETHNICITY					LANGUAGE		PHONE TYPE		INITIAL		
	ANENT	VIOUS	ELEC						=====											BALLOT TEST			
	BY	BY	TION	<1	<5	<10	<20	20+	92007	92024	LA-	WHITE	BLACK	ASIAN	OTHER	ENGL-	SPAN-	LAND	CELL	YES	NO	UNRE	
TOTAL	MAIL	MAIL	DAY	YEAR	YEARS	YEARS	YEARS	YEARS			TINO				ISH	ISH	LINE					/REF	
Total	303	192	20	76	63	48	67	73	52	54	249	23	253	1	5	9	299	4	145	158	172	109	22
	100.0	100.0	100.0	100.0	100.0	100.0	100.0	100.0	100.0	100.0	100.0	100.0	100.0	100.0	100.0	100.0	100.0	100.0	100.0	100.0	100.0	100.0	100.0
Male	145	100	9	29	31	26	34	30	24	28	117	10	116	-	3	7	143	2	59	86	80	56	9
	47.9	52.1	45.0	38.2	49.2	54.2	50.7	41.1	46.2	51.9	47.0	43.5	45.8		60.0	77.8	47.8	50.0	40.7	54.4	46.5	51.4	40.9
Female	154	90	11	46	29	22	33	43	27	26	128	13	134	1	2	1	152	2	86	68	92	51	11
	50.8	46.9	55.0	60.5	46.0	45.8	49.3	58.9	51.9	48.1	51.4	56.5	53.0	100.0	40.0	11.1	50.8	50.0	59.3	43.0	53.5	46.8	50.0
Unknown	4	2	-	1	3	-	-	-	1	-	4	-	3	-	-	1	4	-	-	4	-	2	2
	1.3	1.0		1.3	4.8				1.9		1.6		1.2			11.1	1.3			2.5		1.8	9.1



City of Encinitas Likely Voter Survey

PARTY REGISTRATION.

Base: Total Sample

	GENDER			PARTY			HOUSEHOLD PARTY			BORN IN US			AGE				GENDER/AGE			
	=====			=====			=====			=====			=====				=====		=====	
	TOTAL	MALE	FE-MALE	REP.	DEM.	DTS	PURE REP. HH	PURE DEM. HH	MIXED PARTY HH	US BORN	FOR EIGN BORN	UN KNOWN	18-34	35-54	55-64	65+	18-54	55+	18-54	55+
Total	303	145	154	97	115	75	80	92	67	272	19	12	50	98	69	86	78	67	67	87
	100.0	100.0	100.0	100.0	100.0	100.0	100.0	100.0	100.0	100.0	100.0	100.0	100.0	100.0	100.0	100.0	100.0	100.0	100.0	100.0
Republican	97	46	50	97	-	-	80	-	17	92	4	1	8	32	29	28	21	25	19	31
	32.0	31.7	32.5	100.0			100.0		25.4	33.8	21.1	8.3	16.0	32.7	42.0	32.6	26.9	37.3	28.4	35.6
Democratic	115	51	64	-	115	-	-	92	23	103	7	5	21	28	25	41	23	28	26	38
	38.0	35.2	41.6		100.0			100.0	34.3	37.9	36.8	41.7	42.0	28.6	36.2	47.7	29.5	41.8	38.8	43.7
DTS	75	38	34	-	-	75	-	-	21	63	7	5	18	29	14	14	25	13	19	15
	24.8	26.2	22.1			100.0			31.3	23.2	36.8	41.7	36.0	29.6	20.3	16.3	32.1	19.4	28.4	17.2
Other	16	10	6	-	-	-	-	-	6	14	1	1	3	9	1	3	9	1	3	3
	5.3	6.9	3.9						9.0	5.1	5.3	8.3	6.0	9.2	1.4	3.5	11.5	1.5	4.5	3.4

City of Encinitas Likely Voter Survey

PARTY REGISTRATION.

Base: Total Sample

	PARTY/GENDER						PARTY/AGE						VOTE PROPENSITY					100% NOT HAD CHANC	NEW REGIS TRANT	
	GOP		DTS		DEM		GOP		DTS		DEM		5/5	4/5	3/5	2/5	1/5			
	TOTAL	MEN	WOMEN	MEN	WOMEN	MEN	WOMEN	18-54	55+	18-54	55+	18-54								55+
Total	303	46	50	38	34	51	64	40	57	47	28	49	66	93	43	60	34	31	6	36
	100.0	100.0	100.0	100.0	100.0	100.0	100.0	100.0	100.0	100.0	100.0	100.0	100.0	100.0	100.0	100.0	100.0	100.0	100.0	100.0
Republican	97	46	50	-	-	-	-	40	57	-	-	-	-	34	14	21	15	5	1	7
	32.0	100.0	100.0					100.0	100.0					36.6	32.6	35.0	44.1	16.1	16.7	19.4
Democratic	115	-	-	-	-	51	64	-	-	-	-	49	66	38	21	20	7	12	2	15
	38.0					100.0	100.0					100.0	100.0	40.9	48.8	33.3	20.6	38.7	33.3	41.7
DTS	75	-	-	38	34	-	-	-	-	47	28	-	-	17	6	17	10	11	2	12
	24.8			100.0	100.0					100.0	100.0			18.3	14.0	28.3	29.4	35.5	33.3	33.3
Other	16	-	-	-	-	-	-	-	-	-	-	-	-	4	2	2	2	3	1	2
	5.3													4.3	4.7	3.3	5.9	9.7	16.7	5.6

City of Encinitas Likely Voter Survey

PARTY REGISTRATION.

Base: Total Sample

	TYPE OF VOTER																						
	PERM- PRE- ANENT VIOUS VOTE VOTE ELEC				REGISTRATION DATE					GEOGRAPHIC		ETHNICITY				LANGUAGE		PHONE TYPE		INITIAL BALLOT TEST			
	BY	BY	TION		<1	<5	<10	<20	20+	92007	92024	LA-	WHITE	BLACK	ASIAN	OTHER	ENGL- ISH	SPAN- ISH	LAND LINE	CELL	YES	NO	UNRE /REF
	TOTAL	MAIL	MAIL	DAY	YEAR	YEARS	YEARS	YEARS	YEARS			TINO											
Total	303	192	20	76	63	48	67	73	52	54	249	23	253	1	5	9	299	4	145	158	172	109	22
	100.0	100.0	100.0	100.0	100.0	100.0	100.0	100.0	100.0	100.0	100.0	100.0	100.0	100.0	100.0	100.0	100.0	100.0	100.0	100.0	100.0	100.0	100.0
Republican	97	56	7	32	14	12	17	31	23	13	84	8	81	-	1	1	95	2	59	38	42	49	6
	32.0	29.2	35.0	42.1	22.2	25.0	25.4	42.5	44.2	24.1	33.7	34.8	32.0		20.0	11.1	31.8	50.0	40.7	24.1	24.4	45.0	27.3
Democratic	115	82	8	20	27	19	26	20	23	25	90	5	101	-	1	4	115	-	49	66	80	28	7
	38.0	42.7	40.0	26.3	42.9	39.6	38.8	27.4	44.2	46.3	36.1	21.7	39.9		20.0	44.4	38.5		33.8	41.8	46.5	25.7	31.8
DTS	75	43	2	23	18	12	22	18	5	13	62	7	61	-	3	3	73	2	33	42	40	29	6
	24.8	22.4	10.0	30.3	28.6	25.0	32.8	24.7	9.6	24.1	24.9	30.4	24.1		60.0	33.3	24.4	50.0	22.8	26.6	23.3	26.6	27.3
Other	16	11	3	1	4	5	2	4	1	3	13	3	10	1	-	1	16	-	4	12	10	3	3
	5.3	5.7	15.0	1.3	6.3	10.4	3.0	5.5	1.9	5.6	5.2	13.0	4.0	100.0		11.1	5.4		2.8	7.6	5.8	2.8	13.6

City of Encinitas Likely Voter Survey

HOUSEHOLD PARTY.

Base: Total Sample

	GENDER			HOUSEHOLD PARTY						BORN IN US			GENDER/AGE							
	=====			PARTY			PURE	PURE	MIXED	=====			AGE				MEN		WOMEN	
	TOTAL	MALE	FE-MALE	REP.	DEM.	DTS	REP. HH	DEM. HH	MIXED HH	US BORN	FOR EIGN BORN	UN KNOWN	18-34	35-54	55-64	65+	18-54	55+	18-54	55+
Total	303	145	154	97	115	75	80	92	67	272	19	12	50	98	69	86	78	67	67	87
	100.0	100.0	100.0	100.0	100.0	100.0	100.0	100.0	100.0	100.0	100.0	100.0	100.0	100.0	100.0	100.0	100.0	100.0	100.0	100.0
Pure Republican HH	80	41	38	80	-	-	80	-	-	77	3	-	8	26	22	24	21	20	13	25
	26.4	28.3	24.7	82.5			100.0			28.3	15.8		16.0	26.5	31.9	27.9	26.9	29.9	19.4	28.7
Pure Democratic HH	92	41	51	-	92	-	-	92	-	81	7	4	12	24	20	36	17	24	19	32
	30.4	28.3	33.1		80.0			100.0		29.8	36.8	33.3	24.0	24.5	29.0	41.9	21.8	35.8	28.4	36.8
Mixed party HH	67	35	31	17	23	21	-	-	67	61	3	3	19	20	15	13	22	13	16	15
	22.1	24.1	20.1	17.5	20.0	28.0			100.0	22.4	15.8	25.0	38.0	20.4	21.7	15.1	28.2	19.4	23.9	17.2
Other	64	28	34	-	-	54	-	-	-	53	6	5	11	28	12	13	18	10	19	15
	21.1	19.3	22.1			72.0				19.5	31.6	41.7	22.0	28.6	17.4	15.1	23.1	14.9	28.4	17.2

City of Encinitas Likely Voter Survey

HOUSEHOLD PARTY.

Base: Total Sample

	PARTY/GENDER								PARTY/AGE						VOTE PROPENSITY					100% NOT HAD CHANC	NEW REGIS TRANT
	GOP		DTS		DEM		GOP		DTS		DEM		5/5	4/5	3/5	2/5	1/5				
	TOTAL	MEN	WOMEN	MEN	WOMEN	MEN	WOMEN	18-54	55+	18-54	55+	18-54						55+			
Total	303	46	50	38	34	51	64	40	57	47	28	49	66	93	43	60	34	31	6	36	
	100.0	100.0	100.0	100.0	100.0	100.0	100.0	100.0	100.0	100.0	100.0	100.0	100.0	100.0	100.0	100.0	100.0	100.0	100.0	100.0	
Pure Republican HH	80	41	38	-	-	-	-	34	46	-	-	-	-	28	11	16	13	4	1	7	
	26.4	89.1	76.0					85.0	80.7					30.1	25.6	26.7	38.2	12.9	16.7	19.4	
Pure Democratic HH	92	-	-	-	-	41	51	-	-	-	-	36	56	27	19	17	7	10	2	10	
	30.4					80.4	79.7					73.5	84.8	29.0	44.2	28.3	20.6	32.3	33.3	27.8	
Mixed party HH	67	5	12	15	5	10	13	6	11	15	6	13	10	21	8	14	8	6	1	9	
	22.1	10.9	24.0	39.5	14.7	19.6	20.3	15.0	19.3	31.9	21.4	26.5	15.2	22.6	18.6	23.3	23.5	19.4	16.7	25.0	
Other	64	-	-	23	29	-	-	-	-	32	22	-	-	17	5	13	6	11	2	10	
	21.1			60.5	85.3					68.1	78.6			18.3	11.6	21.7	17.6	35.5	33.3	27.8	



City of Encinitas Likely Voter Survey

HOUSEHOLD PARTY.

Base: Total Sample

	TYPE OF VOTER																									
	REGISTRATION DATE										GEOGRAPHIC					ETHNICITY				LANGUAGE		PHONE TYPE		INITIAL BALLOT TEST		
	PERM- ANENT VOTE BY	PRE- VIOUS VOTE BY	ELEC TION DAY	<1 YEAR	<5 YEARS	<10 YEARS	<20 YEARS	20+ YEARS	92007	92024	LA- TINO	WHITE	BLACK	ASIAN	OTHER	ENGL- ISH	SPAN- ISH	LAND LINE	CELL	YES	NO	UNRE /REF				
	TOTAL	MAIL	MAIL																							
Total	303	192	20	76	63	48	67	73	52	54	249	23	253	1	5	9	299	4	145	158	172	109	22			
	100.0	100.0	100.0	100.0	100.0	100.0	100.0	100.0	100.0	100.0	100.0	100.0	100.0	100.0	100.0	100.0	100.0	100.0	100.0	100.0	100.0	100.0	100.0			
Pure Republican HH	80	46	7	25	14	10	13	23	20	11	69	5	68	-	1	1	78	2	48	32	36	42	2			
	26.4	24.0	35.0	32.9	22.2	20.8	19.4	31.5	38.5	20.4	27.7	21.7	26.9		20.0	11.1	26.1	50.0	33.1	20.3	20.9	38.5	9.1			
Pure Democratic HH	92	67	6	16	20	17	21	15	19	18	74	5	80	-	-	3	92	-	37	55	62	23	7			
	30.4	34.9	30.0	21.1	31.7	35.4	31.3	20.5	36.5	33.3	29.7	21.7	31.6			33.3	30.8		25.5	34.8	36.0	21.1	31.8			
Mixed party HH	67	40	4	19	13	10	16	19	9	12	55	6	53	1	2	2	65	2	37	30	38	23	6			
	22.1	20.8	20.0	25.0	20.6	20.8	23.9	26.0	17.3	22.2	22.1	26.1	20.9	100.0	40.0	22.2	21.7	50.0	25.5	19.0	22.1	21.1	27.3			
Other	64	39	3	16	16	11	17	16	4	13	51	7	52	-	2	3	64	-	23	41	36	21	7			
	21.1	20.3	15.0	21.1	25.4	22.9	25.4	21.9	7.7	24.1	20.5	30.4	20.6		40.0	33.3	21.4		15.9	25.9	20.9	19.3	31.8			

City of Encinitas Likely Voter Survey

BORN IN US.

Base: Total Sample

	GENDER			PARTY			HOUSEHOLD PARTY			BORN IN US			AGE				GENDER/AGE			
	=====		FE-	=====			PURE	PURE	MIXED	=====			=====				MEN		WOMEN	
	TOTAL	MALE		MALE	REP.	DEM.	DTS	REP.	DEM.	PARTY	US	FOR	UN	18-34	35-54	55-64	65+	18-54	55+	18-54
Total	303	145	154	97	115	75	80	92	67	272	19	12	50	98	69	86	78	67	67	87
	100.0	100.0	100.0	100.0	100.0	100.0	100.0	100.0	100.0	100.0	100.0	100.0	100.0	100.0	100.0	100.0	100.0	100.0	100.0	100.0
US born	272	131	138	92	103	63	77	81	61	272	-	-	46	87	60	79	72	59	59	79
	89.8	90.3	89.6	94.8	89.6	84.0	96.2	88.0	91.0	100.0			92.0	88.8	87.0	91.9	92.3	88.1	88.1	90.8
Foreign born	19	9	9	4	7	7	3	7	3	-	19	-	2	6	7	4	3	6	4	5
	6.3	6.2	5.8	4.1	6.1	9.3	3.8	7.6	4.5		100.0		4.0	6.1	10.1	4.7	3.8	9.0	6.0	5.7
Unknown	12	5	7	1	5	5	-	4	3	-	-	12	2	5	2	3	3	2	4	3
	4.0	3.4	4.5	1.0	4.3	6.7		4.3	4.5			100.0	4.0	5.1	2.9	3.5	3.8	3.0	6.0	3.4

City of Encinitas Likely Voter Survey

BORN IN US.

Base: Total Sample

	PARTY/GENDER						PARTY/AGE						VOTE PROPENSITY					100% NOT HAD CHANC	NEW REGIS TRANT	
	GOP		DTS		DEM		GOP		DTS		DEM		5/5	4/5	3/5	2/5	1/5			
	TOTAL	MEN	WOMEN	MEN	WOMEN	MEN	WOMEN	18-54	55+	18-54	55+	18-54								55+
Total	303	46	50	38	34	51	64	40	57	47	28	49	66	93	43	60	34	31	6	36
	100.0	100.0	100.0	100.0	100.0	100.0	100.0	100.0	100.0	100.0	100.0	100.0	100.0	100.0	100.0	100.0	100.0	100.0	100.0	100.0
US born	272	43	48	34	27	46	57	39	53	40	23	44	59	87	38	53	32	25	6	31
	89.8	93.5	96.0	89.5	79.4	90.2	89.1	97.5	93.0	85.1	82.1	89.8	89.4	93.5	88.4	88.3	94.1	80.6	100.0	86.1
Foreign born	19	3	1	2	4	3	4	-	4	4	3	3	4	5	3	4	-	4	-	3
	6.3	6.5	2.0	5.3	11.8	5.9	6.2		7.0	8.5	10.7	6.1	6.1	5.4	7.0	6.7		12.9		8.3
Unknown	12	-	1	2	3	2	3	1	-	3	2	2	3	1	2	3	2	2	-	2
	4.0		2.0	5.3	8.8	3.9	4.7	2.5		6.4	7.1	4.1	4.5	1.1	4.7	5.0	5.9	6.5		5.6

City of Encinitas Likely Voter Survey

BORN IN US.

Base: Total Sample

	TYPE OF VOTER																						
	PERM- PRE- ANENT VIOUS				REGISTRATION DATE					GEOGRAPHIC		ETHNICITY					LANGUAGE		PHONE TYPE		INITIAL BALLOT TEST		
	VOTE BY	VOTE BY	ELEC TION		<1 YEAR	<5 YEARS	<10 YEARS	<20 YEARS	20+ YEARS	92007	92024	LA- TINO	WHITE	BLACK	ASIAN	OTHER	ENGL- ISH	SPAN- ISH	LAND LINE	CELL	YES	NO	UNRE /REF
	TOTAL	MAIL	MAIL	DAY																			
Total	303	192	20	76	63	48	67	73	52	54	249	23	253	1	5	9	299	4	145	158	172	109	22
	100.0	100.0	100.0	100.0	100.0	100.0	100.0	100.0	100.0	100.0	100.0	100.0	100.0	100.0	100.0	100.0	100.0	100.0	100.0	100.0	100.0	100.0	100.0
US born	272	174	19	68	54	40	61	67	50	50	222	16	232	1	3	9	270	2	132	140	154	98	20
	89.8	90.6	95.0	89.5	85.7	83.3	91.0	91.8	96.2	92.6	89.2	69.6	91.7	100.0	60.0	100.0	90.3	50.0	91.0	88.6	89.5	89.9	90.9
Foreign born	19	9	1	6	5	4	6	3	1	2	17	6	12	-	-	-	17	2	7	12	11	8	-
	6.3	4.7	5.0	7.9	7.9	8.3	9.0	4.1	1.9	3.7	6.8	26.1	4.7				5.7	50.0	4.8	7.6	6.4	7.3	
Unknown	12	9	-	2	4	4	-	3	1	2	10	1	9	-	2	-	12	-	6	6	7	3	2
	4.0	4.7		2.6	6.3	8.3		4.1	1.9	3.7	4.0	4.3	3.6		40.0		4.0		4.1	3.8	4.1	2.8	9.1

City of Encinitas Likely Voter Survey

AGE GROUP.

Base: Total Sample

	GENDER			HOUSEHOLD PARTY						BORN IN US			GENDER/AGE							
	=====			PARTY			PURE	PURE	MIXED	=====			AGE				MEN		WOMEN	
	TOTAL	MALE	FE-MALE	REP.	DEM.	DTS	REP. HH	DEM. HH	MIXED HH	US BORN	FOR BORN	UN KNOWN	18-34	35-54	55-64	65+	18-54	55+	18-54	55+
	-----	-----	-----	-----	-----	-----	-----	-----	-----	-----	-----	-----	-----	-----	-----	-----	-----	-----	-----	-----
Total	303	145	154	97	115	75	80	92	67	272	19	12	50	98	69	86	78	67	67	87
	100.0	100.0	100.0	100.0	100.0	100.0	100.0	100.0	100.0	100.0	100.0	100.0	100.0	100.0	100.0	100.0	100.0	100.0	100.0	100.0
18-34	50	34	14	8	21	18	8	12	19	46	2	2	50	-	-	-	34	-	14	-
	16.5	23.4	9.1	8.2	18.3	24.0	10.0	13.0	28.4	16.9	10.5	16.7	100.0				43.6		20.9	
35-54	98	44	53	32	28	29	26	24	20	87	6	5	-	98	-	-	44	-	53	-
	32.3	30.3	34.4	33.0	24.3	38.7	32.5	26.1	29.9	32.0	31.6	41.7		100.0			56.4		79.1	
55-64	69	20	49	29	25	14	22	20	15	60	7	2	-	-	69	-	-	20	-	49
	22.8	13.8	31.8	29.9	21.7	18.7	27.5	21.7	22.4	22.1	36.8	16.7			100.0			29.9		56.3
65+	86	47	38	28	41	14	24	36	13	79	4	3	-	-	-	86	-	47	-	38
	28.4	32.4	24.7	28.9	35.7	18.7	30.0	39.1	19.4	29.0	21.1	25.0				100.0		70.1		43.7
unknown	-	-	-	-	-	-	-	-	-	-	-	-	-	-	-	-	-	-	-	-

City of Encinitas Likely Voter Survey

AGE GROUP.

Base: Total Sample

	PARTY/GENDER							PARTY/AGE						VOTE PROPENSITY					100% NOT HAD CHANC	NEW REGIS TRANT
	GOP		DTS		DEM		GOP		DTS		DEM		5/5	4/5	3/5	2/5	1/5			
	TOTAL	MEN	WOMEN	MEN	WOMEN	MEN	WOMEN	18-54	55+	18-54	55+	18-54						55+		
Total	303	46	50	38	34	51	64	40	57	47	28	49	66	93	43	60	34	31	6	36
	100.0	100.0	100.0	100.0	100.0	100.0	100.0	100.0	100.0	100.0	100.0	100.0	100.0	100.0	100.0	100.0	100.0	100.0	100.0	100.0
18-34	50	5	3	13	3	13	8	8	-	18	-	21	-	1	1	8	5	11	4	20
	16.5	10.9	6.0	34.2	8.8	25.5	12.5	20.0		38.3		42.9		1.1	2.3	13.3	14.7	35.5	66.7	55.6
35-54	98	16	16	12	16	10	18	32	-	29	-	28	-	13	16	25	18	15	1	10
	32.3	34.8	32.0	31.6	47.1	19.6	28.1	80.0		61.7		57.1		14.0	37.2	41.7	52.9	48.4	16.7	27.8
55-64	69	8	21	5	9	7	18	-	29	-	14	-	25	28	10	12	9	3	1	6
	22.8	17.4	42.0	13.2	26.5	13.7	28.1		50.9		50.0		37.9	30.1	23.3	20.0	26.5	9.7	16.7	16.7
65+	86	17	10	8	6	21	20	-	28	-	14	-	41	51	16	15	2	2	-	-
	28.4	37.0	20.0	21.1	17.6	41.2	31.2		49.1		50.0		62.1	54.8	37.2	25.0	5.9	6.5		
unknown	-	-	-	-	-	-	-	-	-	-	-	-	-	-	-	-	-	-	-	-



City of Encinitas Likely Voter Survey

AGE GROUP.

Base: Total Sample

	TYPE OF VOTER																						
	PERM- PRE- ANENT VIOUS VOTE VOTE ELEC				REGISTRATION DATE					GEOGRAPHIC		ETHNICITY					LANGUAGE		PHONE TYPE		INITIAL BALLOT TEST		
	BY	BY	TION	<1	<5	<10	<20	20+	92007	92024	LA-	WHITE	BLACK	ASIAN	OTHER	ENGL-	SPAN-	LAND	CELL	YES	NO	UNRE	
	TOTAL	MAIL	MAIL	DAY	YEAR	YEARS	YEARS	YEARS	YEARS	92007	92024	TINO	WHITE	BLACK	ASIAN	OTHER	ISH	ISH	LINE	CELL	YES	NO	/REF
Total	303	192	20	76	63	48	67	73	52	54	249	23	253	1	5	9	299	4	145	158	172	109	22
	100.0	100.0	100.0	100.0	100.0	100.0	100.0	100.0	100.0	100.0	100.0	100.0	100.0	100.0	100.0	100.0	100.0	100.0	100.0	100.0	100.0	100.0	100.0
18-34	50	30	1	9	29	11	6	3	1	5	45	5	39	-	-	4	49	1	7	43	35	13	2
	16.5	15.6	5.0	11.8	46.0	22.9	9.0	4.1	1.9	9.3	18.1	21.7	15.4			44.4	16.4	25.0	4.8	27.2	20.3	11.9	9.1
35-54	98	61	2	32	23	16	32	25	2	21	77	13	77	-	3	1	95	3	30	68	58	32	8
	32.3	31.8	10.0	42.1	36.5	33.3	47.8	34.2	3.8	38.9	30.9	56.5	30.4		60.0	11.1	31.8	75.0	20.7	43.0	33.7	29.4	36.4
55-64	69	40	4	23	10	8	11	24	16	13	56	4	60	1	-	2	69	-	43	26	38	26	5
	22.8	20.8	20.0	30.3	15.9	16.7	16.4	32.9	30.8	24.1	22.5	17.4	23.7	100.0		22.2	23.1		29.7	16.5	22.1	23.9	22.7
65+	86	61	13	12	1	13	18	21	33	15	71	1	77	-	2	2	86	-	65	21	41	38	7
	28.4	31.8	65.0	15.8	1.6	27.1	26.9	28.8	63.5	27.8	28.5	4.3	30.4		40.0	22.2	28.8		44.8	13.3	23.8	34.9	31.8
unknown	-	-	-	-	-	-	-	-	-	-	-	-	-	-	-	-	-	-	-	-	-	-	-

City of Encinitas Likely Voter Survey

VOTE PROPENSITY.

Base: Total Sample

	GENDER			HOUSEHOLD PARTY						BORN IN US			AGE								GENDER/AGE			
	=====			PARTY			PURE	PURE	MIXED	=====			AGE				MEN		WOMEN					
	TOTAL	MALE	FE-MALE	REP.	DEM.	DTS	REP. HH	DEM. HH	MIXED HH	US BORN	FOR EIGN BORN	UN KNOWN	18-34	35-54	55-64	65+	18-54	55+	18-54	55+				
	-----	-----	-----	-----	-----	-----	-----	-----	-----	-----	-----	-----	-----	-----	-----	-----	-----	-----	-----	-----				
Total	303	145	154	97	115	75	80	92	67	272	19	12	50	98	69	86	78	67	67	87				
	100.0	100.0	100.0	100.0	100.0	100.0	100.0	100.0	100.0	100.0	100.0	100.0	100.0	100.0	100.0	100.0	100.0	100.0	100.0	100.0				
5 of 5	93	46	47	34	38	17	28	27	21	87	5	1	1	13	28	51	8	38	6	41				
	30.7	31.7	30.5	35.1	33.0	22.7	35.0	29.3	31.3	32.0	26.3	8.3	2.0	13.3	40.6	59.3	10.3	56.7	9.0	47.1				
4 of 5	43	23	20	14	21	6	11	19	8	38	3	2	1	16	10	16	10	13	7	13				
	14.2	15.9	13.0	14.4	18.3	8.0	13.8	20.7	11.9	14.0	15.8	16.7	2.0	16.3	14.5	18.6	12.8	19.4	10.4	14.9				
3 of 5	60	28	32	21	20	17	16	17	14	53	4	3	8	25	12	15	19	9	14	18				
	19.8	19.3	20.8	21.6	17.4	22.7	20.0	18.5	20.9	19.5	21.1	25.0	16.0	25.5	17.4	17.4	24.4	13.4	20.9	20.7				
2 of 5	34	14	19	15	7	10	13	7	8	32	-	2	5	18	9	2	11	3	12	7				
	11.2	9.7	12.3	15.5	6.1	13.3	16.2	7.6	11.9	11.8	-	16.7	10.0	18.4	13.0	2.3	14.1	4.5	17.9	8.0				
1 of 5	31	12	18	5	12	11	4	10	6	25	4	2	11	15	3	2	11	1	14	4				
	10.2	8.3	11.7	5.2	10.4	14.7	5.0	10.9	9.0	9.2	21.1	16.7	22.0	15.3	4.3	2.3	14.1	1.5	20.9	4.6				
100% not having had the chance	6	1	5	1	2	2	1	2	1	6	-	-	4	1	1	-	1	-	4	1				
	2.0	0.7	3.2	1.0	1.7	2.7	1.2	2.2	1.5	2.2	-	-	8.0	1.0	1.4	-	1.3	-	6.0	1.1				
New Registrant	36	21	13	7	15	12	7	10	9	31	3	2	20	10	6	-	18	3	10	3				
	11.9	14.5	8.4	7.2	13.0	16.0	8.8	10.9	13.4	11.4	15.8	16.7	40.0	10.2	8.7	-	23.1	4.5	14.9	3.4				

City of Encinitas Likely Voter Survey

VOTE PROPENSITY.

Base: Total Sample

	PARTY/GENDER						PARTY/AGE						VOTE PROPENSITY					100% NOT HAD CHANC	NEW REGIS TRANT	
	GOP		DTS		DEM		GOP		DTS		DEM		5/5	4/5	3/5	2/5	1/5			
	TOTAL	MEN	WOMEN	MEN	WOMEN	MEN	WOMEN	18-54	55+	18-54	55+	18-54								55+
Total	303	46	50	38	34	51	64	40	57	47	28	49	66	93	43	60	34	31	6	36
	100.0	100.0	100.0	100.0	100.0	100.0	100.0	100.0	100.0	100.0	100.0	100.0	100.0	100.0	100.0	100.0	100.0	100.0	100.0	100.0
5 of 5	93	18	16	9	8	16	22	5	29	4	13	3	35	93	-	-	-	-	-	-
	30.7	39.1	32.0	23.7	23.5	31.4	34.4	12.5	50.9	8.5	46.4	6.1	53.0	100.0						
4 of 5	43	7	7	4	2	11	10	3	11	3	3	10	11	-	43	-	-	-	-	-
	14.2	15.2	14.0	10.5	5.9	21.6	15.6	7.5	19.3	6.4	10.7	20.4	16.7		100.0					
3 of 5	60	10	11	8	9	10	10	14	7	7	10	11	9	-	-	60	-	-	-	-
	19.8	21.7	22.0	21.1	26.5	19.6	15.6	35.0	12.3	14.9	35.7	22.4	13.6			100.0				
2 of 5	34	5	9	6	4	2	5	9	6	9	1	3	4	-	-	-	34	-	-	-
	11.2	10.9	18.0	15.8	11.8	3.9	7.8	22.5	10.5	19.1	3.6	6.1	6.1				100.0			
1 of 5	31	2	3	5	5	3	9	4	1	11	-	8	4	-	-	-	-	31	-	-
	10.2	4.3	6.0	13.2	14.7	5.9	14.1	10.0	1.8	23.4		16.3	6.1					100.0		
100% not having had the chance	6	-	1	-	2	-	2	1	-	1	1	2	-	-	-	-	-	-	6	-
	2.0		2.0		5.9		3.1	2.5		2.1	3.6	4.1						100.0		
New Registrant	36	4	3	6	4	9	6	4	3	12	-	12	3	-	-	-	-	-	-	36
	11.9	8.7	6.0	15.8	11.8	17.6	9.4	10.0	5.3	25.5		24.5	4.5							100.0

City of Encinitas Likely Voter Survey

VOTE PROPENSITY.

Base: Total Sample

	TYPE OF VOTER																						
	PERM- PRE- ANENT VIOUS VOTE VOTE ELEC				REGISTRATION DATE					GEOGRAPHIC		ETHNICITY					LANGUAGE		PHONE TYPE		INITIAL BALLOT TEST		
	BY	BY	TION		<1	<5	<10	<20	20+	92007	92024	LA-	WHITE	BLACK	ASIAN	OTHER	ENGL-	SPAN-	LAND	CELL	YES	NO	UNSR
	TOTAL	MAIL	MAIL	DAY	YEAR	YEARS	YEARS	YEARS	YEARS			TINO					ISH	ISH	LINE				/REF
Total	303	192	20	76	63	48	67	73	52	54	249	23	253	1	5	9	299	4	145	158	172	109	22
	100.0	100.0	100.0	100.0	100.0	100.0	100.0	100.0	100.0	100.0	100.0	100.0	100.0	100.0	100.0	100.0	100.0	100.0	100.0	100.0	100.0	100.0	100.0
5 of 5	93	72	11	10	4	8	19	29	33	22	71	3	81	-	1	4	93	-	68	25	46	40	7
	30.7	37.5	55.0	13.2	6.3	16.7	28.4	39.7	63.5	40.7	28.5	13.0	32.0		20.0	44.4	31.1		46.9	15.8	26.7	36.7	31.8
4 of 5	43	28	3	12	1	6	17	12	7	9	34	1	40	1	1	-	43	-	24	19	21	17	5
	14.2	14.6	15.0	15.8	1.6	12.5	25.4	16.4	13.5	16.7	13.7	4.3	15.8	100.0	20.0		14.4		16.6	12.0	12.2	15.6	22.7
3 of 5	60	25	5	30	5	11	16	19	9	9	51	5	48	-	2	2	58	2	31	29	33	23	4
	19.8	13.0	25.0	39.5	7.9	22.9	23.9	26.0	17.3	16.7	20.5	21.7	19.0		40.0	22.2	19.4	50.0	21.4	18.4	19.2	21.1	18.2
2 of 5	34	20	1	13	8	7	8	9	2	4	30	3	28	-	1	-	33	1	15	19	21	11	2
	11.2	10.4	5.0	17.1	12.7	14.6	11.9	12.3	3.8	7.4	12.0	13.0	11.1		20.0		11.0	25.0	10.3	12.0	12.2	10.1	9.1
1 of 5	31	21	-	10	9	10	7	4	1	5	26	6	22	-	-	-	30	1	7	24	21	8	2
	10.2	10.9		13.2	14.3	20.8	10.4	5.5	1.9	9.3	10.4	26.1	8.7				10.0	25.0	4.8	15.2	12.2	7.3	9.1
100% not having had the chance	6	3	-	-	-	6	-	-	-	1	5	1	5	-	-	-	6	-	-	6	5	1	-
	2.0	1.6				12.5				1.9	2.0	4.3	2.0				2.0			3.8	2.9	0.9	
New Registrant	36	23	-	1	36	-	-	-	-	4	32	4	29	-	-	3	36	-	-	36	25	9	2
	11.9	12.0		1.3	57.1					7.4	12.9	17.4	11.5			33.3	12.0			22.8	14.5	8.3	9.1

City of Encinitas Likely Voter Survey

TYPE OF VOTER.

Base: Total Sample

	GENDER			HOUSEHOLD PARTY						BORN IN US			AGE							
	=====			PARTY			PURE PURE MIXED			FOR			AGE				GENDER/AGE			
	TOTAL	MALE	FE-MALE	REP.	DEM.	DTS	REP. HH	DEM. HH	MIXED HH	US BORN	FOR BORN	UN KNOWN	18-34	35-54	55-64	65+	18-54	55+	18-54	55+
Total	303	145	154	97	115	75	80	92	67	272	19	12	50	98	69	86	78	67	67	87
	100.0	100.0	100.0	100.0	100.0	100.0	100.0	100.0	100.0	100.0	100.0	100.0	100.0	100.0	100.0	100.0	100.0	100.0	100.0	100.0
Permanent vote-by-mail voter	192	100	90	56	82	43	46	67	40	174	9	9	30	61	40	61	49	51	40	50
	63.4	69.0	58.4	57.7	71.3	57.3	57.5	72.8	59.7	64.0	47.4	75.0	60.0	62.2	58.0	70.9	62.8	76.1	59.7	57.5
Previous vote-by-mail voter	20	9	11	7	8	2	7	6	4	19	1	-	1	2	4	13	3	6	-	11
	6.6	6.2	7.1	7.2	7.0	2.7	8.8	6.5	6.0	7.0	5.3	-	2.0	2.0	5.8	15.1	3.8	9.0	-	12.6
Election Day voter	76	29	46	32	20	23	25	16	19	68	6	2	9	32	23	12	20	9	21	25
	25.1	20.0	29.9	33.0	17.4	30.7	31.2	17.4	28.4	25.0	31.6	16.7	18.0	32.7	33.3	14.0	25.6	13.4	31.3	28.7
No vote history	15	7	7	2	5	7	2	3	4	11	3	1	10	3	2	-	6	1	6	1
	5.0	4.8	4.5	2.1	4.3	9.3	2.5	3.3	6.0	4.0	15.8	8.3	20.0	3.1	2.9	-	7.7	1.5	9.0	1.1

City of Encinitas Likely Voter Survey

TYPE OF VOTER.

Base: Total Sample

	PARTY/GENDER								PARTY/AGE						VOTE PROPENSITY						100% NOT HAD CHANC	NEW REGIS TRANT
	GOP		DTS		DEM		GOP		DTS		DEM		5/5	4/5	3/5	2/5	1/5					
	TOTAL	MEN	WOMEN	MEN	WOMEN	MEN	WOMEN	18-54	55+	18-54	55+	18-54						55+				
Total	303	46	50	38	34	51	64	40	57	47	28	49	66	93	43	60	34	31	6	36		
	100.0	100.0	100.0	100.0	100.0	100.0	100.0	100.0	100.0	100.0	100.0	100.0	100.0	100.0	100.0	100.0	100.0	100.0	100.0	100.0		
Permanent vote-by-mail voter	192	31	25	23	18	38	44	24	32	24	19	34	48	72	28	25	20	21	3	23		
	63.4	67.4	50.0	60.5	52.9	74.5	68.8	60.0	56.1	51.1	67.9	69.4	72.7	77.4	65.1	41.7	58.8	67.7	50.0	63.9		
Previous vote-by-mail voter	20	2	5	2	-	4	4	1	6	1	1	-	8	11	3	5	1	-	-	-		
	6.6	4.3	10.0	5.3		7.8	6.2	2.5	10.5	2.1	3.6		12.1	11.8	7.0	8.3	2.9					
Election Day voter	76	12	19	11	12	6	14	14	18	15	8	11	9	10	12	30	13	10	-	1		
	25.1	26.1	38.0	28.9	35.3	11.8	21.9	35.0	31.6	31.9	28.6	22.4	13.6	10.8	27.9	50.0	38.2	32.3		2.8		
No vote history	15	1	1	2	4	3	2	1	1	7	-	4	1	-	-	-	-	-	3	12		
	5.0	2.2	2.0	5.3	11.8	5.9	3.1	2.5	1.8	14.9		8.2	1.5						50.0	33.3		

City of Encinitas Likely Voter Survey

TYPE OF VOTER.

Base: Total Sample

	TYPE OF VOTER																								
	PERM- PRE- ANENT VIOUS VOTE VOTE ELEC				REGISTRATION DATE					GEOGRAPHIC		ETHNICITY					LANGUAGE		PHONE TYPE		INITIAL BALLOT TEST				
	BY	BY	BY	BY	<1	<5	<10	<20	20+	92007	92024	LA-	WHITE	BLACK	ASIAN	OTHER	ENGL-	SPAN-	LAND	CELL	YES	NO	UNSR	REF	
	TOTAL	MAIL	MAIL	DAY	YEAR	YEARS	YEARS	YEARS	YEARS			TINO					ISH	ISH	LINE						
Total	303	192	20	76	63	48	67	73	52	54	249	23	253	1	5	9	299	4	145	158	172	109	22		
	100.0	100.0	100.0	100.0	100.0	100.0	100.0	100.0	100.0	100.0	100.0	100.0	100.0	100.0	100.0	100.0	100.0	100.0	100.0	100.0	100.0	100.0	100.0		
Permanent vote-by-mail voter	192	192	-	-	46	37	40	39	30	32	160	10	161	1	3	9	192	-	85	107	100	73	19		
	63.4	100.0			73.0	77.1	59.7	53.4	57.7	59.3	64.3	43.5	63.6	100.0	60.0	100.0	64.2		58.6	67.7	58.1	67.0	86.4		
Previous vote-by-mail voter	20	-	20	-	-	-	4	7	9	6	14	-	20	-	-	-	20	-	16	4	11	9	-		
	6.6		100.0				6.0	9.6	17.3	11.1	5.6		7.9				6.7		11.0	2.5	6.4	8.3			
Election Day voter	76	-	-	76	5	8	23	27	13	15	61	11	59	-	2	-	72	4	44	32	48	25	3		
	25.1			100.0	7.9	16.7	34.3	37.0	25.0	27.8	24.5	47.8	23.3		40.0		24.1	100.0	30.3	20.3	27.9	22.9	13.6		
No vote history	15	-	-	-	12	3	-	-	-	1	14	2	13	-	-	-	15	-	-	15	13	2	-		
	5.0				19.0	6.2				1.9	5.6	8.7	5.1				5.0			9.5	7.6	1.8			

City of Encinitas Likely Voter Survey

REGISTRATION DATE.

Base: Total Sample

	GENDER			PARTY			HOUSEHOLD PARTY			BORN IN US			AGE				GENDER/AGE			
	=====			=====			PURE	PURE	MIXED	=====			=====				MEN		WOMEN	
	TOTAL	MALE	FE-MALE	REP.	DEM.	DTS	REP. HH	DEM. HH	MIXED HH	US BORN	FOR EIGN BORN	UN KNOWN	18-34	35-54	55-64	65+	18-54	55+	18-54	55+
Total	303	145	154	97	115	75	80	92	67	272	19	12	50	98	69	86	78	67	67	87
	100.0	100.0	100.0	100.0	100.0	100.0	100.0	100.0	100.0	100.0	100.0	100.0	100.0	100.0	100.0	100.0	100.0	100.0	100.0	100.0
Less than one year	63	31	29	14	27	18	14	20	13	54	5	4	29	23	10	1	28	3	21	8
	20.8	21.4	18.8	14.4	23.5	24.0	17.5	21.7	19.4	19.9	26.3	33.3	58.0	23.5	14.5	1.2	35.9	4.5	31.3	9.2
Up to 5 years	48	26	22	12	19	12	10	17	10	40	4	4	11	16	8	13	15	11	12	10
	15.8	17.9	14.3	12.4	16.5	16.0	12.5	18.5	14.9	14.7	21.1	33.3	22.0	16.3	11.6	15.1	19.2	16.4	17.9	11.5
Up to 10 years	67	34	33	17	26	22	13	21	16	61	6	-	6	32	11	18	18	16	20	13
	22.1	23.4	21.4	17.5	22.6	29.3	16.2	22.8	23.9	22.4	31.6	-	12.0	32.7	15.9	20.9	23.1	23.9	29.9	14.9
Up to 20 years	73	30	43	31	20	18	23	15	19	67	3	3	3	25	24	21	14	16	14	29
	24.1	20.7	27.9	32.0	17.4	24.0	28.8	16.3	28.4	24.6	15.8	25.0	6.0	25.5	34.8	24.4	17.9	23.9	20.9	33.3
More than 20 years	52	24	27	23	23	5	20	19	9	50	1	1	1	2	16	33	3	21	-	27
	17.2	16.6	17.5	23.7	20.0	6.7	25.0	20.7	13.4	18.4	5.3	8.3	2.0	2.0	23.2	38.4	3.8	31.3		31.0



City of Encinitas Likely Voter Survey

REGISTRATION DATE.

Base: Total Sample

	PARTY/GENDER						PARTY/AGE						VOTE PROPENSITY					100% NOT HAD CHANC	NEW REGIS TRANT	
	GOP		DTS		DEM		GOP		DTS		DEM		5/5	4/5	3/5	2/5	1/5			
	TOTAL	MEN	WOMEN	MEN	WOMEN	MEN	WOMEN	18-54	55+	18-54	55+	18-54								55+
Total	303	46	50	38	34	51	64	40	57	47	28	49	66	93	43	60	34	31	6	36
	100.0	100.0	100.0	100.0	100.0	100.0	100.0	100.0	100.0	100.0	100.0	100.0	100.0	100.0	100.0	100.0	100.0	100.0	100.0	100.0
Less than one year	63	7	7	9	6	12	15	9	5	17	1	22	5	4	1	5	8	9	-	36
	20.8	15.2	14.0	23.7	17.6	23.5	23.4	22.5	8.8	36.2	3.6	44.9	7.6	4.3	2.3	8.3	23.5	29.0		100.0
Up to 5 years	48	5	7	7	5	10	9	5	7	7	5	10	9	8	6	11	7	10	6	-
	15.8	10.9	14.0	18.4	14.7	19.6	14.1	12.5	12.3	14.9	17.9	20.4	13.6	8.6	14.0	18.3	20.6	32.3	100.0	
Up to 10 years	67	9	8	11	11	13	13	12	5	14	8	12	14	19	17	16	8	7	-	-
	22.1	19.6	16.0	28.9	32.4	25.5	20.3	30.0	8.8	29.8	28.6	24.5	21.2	20.4	39.5	26.7	23.5	22.6		
Up to 20 years	73	13	18	9	9	6	14	11	20	9	9	5	15	29	12	19	9	4	-	-
	24.1	28.3	36.0	23.7	26.5	11.8	21.9	27.5	35.1	19.1	32.1	10.2	22.7	31.2	27.9	31.7	26.5	12.9		
More than 20 years	52	12	10	2	3	10	13	3	20	-	5	-	23	33	7	9	2	1	-	-
	17.2	26.1	20.0	5.3	8.8	19.6	20.3	7.5	35.1		17.9		34.8	35.5	16.3	15.0	5.9	3.2		



City of Encinitas Likely Voter Survey

REGISTRATION DATE.

Base: Total Sample

	TYPE OF VOTER																						
	REGISTRATION DATE					GEOGRAPHIC		ETHNICITY					LANGUAGE		PHONE TYPE		INITIAL BALLOT TEST						
	PERM- ANENT VOTE BY MAIL	PRE- VIOUS VOTE BY MAIL	ELEC TION DAY	<1 YEAR	<5 YEARS	<10 YEARS	<20 YEARS	20+ YEARS	92007	92024	LA- TINO	WHITE	BLACK	ASIAN	OTHER	ENGL- ISH	SPAN- ISH	LAND LINE	CELL	YES	NO	UNSURE /REF	
	TOTAL	MAIL	MAIL	DAY	<1 YEAR	<5 YEARS	<10 YEARS	<20 YEARS	20+ YEARS	92007	92024	LA- TINO	WHITE	BLACK	ASIAN	OTHER	ENGL- ISH	SPAN- ISH	LAND LINE	CELL	YES	NO	UNSURE /REF
Total	303	192	20	76	63	48	67	73	52	54	249	23	253	1	5	9	299	4	145	158	172	109	22
	100.0	100.0	100.0	100.0	100.0	100.0	100.0	100.0	100.0	100.0	100.0	100.0	100.0	100.0	100.0	100.0	100.0	100.0	100.0	100.0	100.0	100.0	100.0
Less than one year	63	46	-	5	63	-	-	-	-	7	56	4	52	-	1	4	63	-	2	61	42	17	4
	20.8	24.0		6.6	100.0					13.0	22.5	17.4	20.6		20.0	44.4	21.1		1.4	38.6	24.4	15.6	18.2
Up to 5 years	48	37	-	8	-	48	-	-	-	14	34	4	39	-	-	1	48	-	11	37	31	14	3
	15.8	19.3		10.5		100.0				25.9	13.7	17.4	15.4			11.1	16.1		7.6	23.4	18.0	12.8	13.6
Up to 10 years	67	40	4	23	-	-	67	-	-	12	55	8	55	1	1	-	65	2	28	39	40	22	5
	22.1	20.8	20.0	30.3			100.0			22.2	22.1	34.8	21.7	100.0	20.0		21.7	50.0	19.3	24.7	23.3	20.2	22.7
Up to 20 years	73	39	7	27	-	-	-	73	-	12	61	7	62	-	1	1	71	2	55	18	34	34	5
	24.1	20.3	35.0	35.5				100.0		22.2	24.5	30.4	24.5		20.0	11.1	23.7	50.0	37.9	11.4	19.8	31.2	22.7
More than 20 years	52	30	9	13	-	-	-	-	52	9	43	-	45	-	2	3	52	-	49	3	25	22	5
	17.2	15.6	45.0	17.1					100.0	16.7	17.3		17.8		40.0	33.3	17.4		33.8	1.9	14.5	20.2	22.7



City of Encinitas Likely Voter Survey

ZIP CODE.

Base: Total Sample

	GENDER			PARTY			HOUSEHOLD PARTY			BORN IN US			AGE				GENDER/AGE			
	=====		=====			=====			=====			=====				=====		=====		
	TOTAL	MALE	FE-MALE	REP.	DEM.	DTS	REP. HH	PURE DEM. HH	MIXED PARTY HH	US BORN	FOR EIGN BORN	UN KNOWN	18-34	35-54	55-64	65+	18-54	55+	18-54	55+
Total	303	145	154	97	115	75	80	92	67	272	19	12	50	98	69	86	78	67	67	87
	100.0	100.0	100.0	100.0	100.0	100.0	100.0	100.0	100.0	100.0	100.0	100.0	100.0	100.0	100.0	100.0	100.0	100.0	100.0	100.0
92007	54	28	26	13	25	13	11	18	12	50	2	2	5	21	13	15	13	15	13	13
	17.8	19.3	16.9	13.4	21.7	17.3	13.8	19.6	17.9	18.4	10.5	16.7	10.0	21.4	18.8	17.4	16.7	22.4	19.4	14.9
92024	249	117	128	84	90	62	69	74	55	222	17	10	45	77	56	71	65	52	54	74
	82.2	80.7	83.1	86.6	78.3	82.7	86.2	80.4	82.1	81.6	89.5	83.3	90.0	78.6	81.2	82.6	83.3	77.6	80.6	85.1



City of Encinitas Likely Voter Survey

ZIP CODE.

Base: Total Sample

	PARTY/GENDER						PARTY/AGE						VOTE PROPENSITY					100% NOT HAD CHANC	NEW REGIS TRAN	
	GOP		DTS		DEM		GOP		DTS		DEM		5/5	4/5	3/5	2/5	1/5			
	TOTAL	MEN	WOMEN	MEN	WOMEN	MEN	WOMEN	18-54	55+	18-54	55+	18-54								55+
Total	303	46	50	38	34	51	64	40	57	47	28	49	66	93	43	60	34	31	6	36
	100.0	100.0	100.0	100.0	100.0	100.0	100.0	100.0	100.0	100.0	100.0	100.0	100.0	100.0	100.0	100.0	100.0	100.0	100.0	100.0
92007	54	6	7	9	4	10	15	7	6	6	7	11	14	22	9	9	4	5	1	4
	17.8	13.0	14.0	23.7	11.8	19.6	23.4	17.5	10.5	12.8	25.0	22.4	21.2	23.7	20.9	15.0	11.8	16.1	16.7	11.1
92024	249	40	43	29	30	41	49	33	51	41	21	38	52	71	34	51	30	26	5	32
	82.2	87.0	86.0	76.3	88.2	80.4	76.6	82.5	89.5	87.2	75.0	77.6	78.8	76.3	79.1	85.0	88.2	83.9	83.3	88.9



City of Encinitas Likely Voter Survey

ZIP CODE.

Base: Total Sample

	TYPE OF VOTER																						
	PERM- PRE-				REGISTRATION DATE					GEOGRAPHIC		ETHNICITY					LANGUAGE		PHONE TYPE		INITIAL		
	ANENT	VIOUS	ELEC						=====											BALLOT TEST			
	BY	BY	TION	<1	<5	<10	<20	20+	92007	92024	LA-	WHITE	BLACK	ASIAN	OTHER	ENGL-	SPAN-	LAND	CELL	YES	NO	UNRE	
TOTAL	MAIL	MAIL	DAY	YEAR	YEARS	YEARS	YEARS	YEARS	92007	92024	TINO	WHITE	BLACK	ASIAN	OTHER	ISH	ISH	LINE	CELL	YES	NO	/REF	
Total	303	192	20	76	63	48	67	73	52	54	249	23	253	1	5	9	299	4	145	158	172	109	22
	100.0	100.0	100.0	100.0	100.0	100.0	100.0	100.0	100.0	100.0	100.0	100.0	100.0	100.0	100.0	100.0	100.0	100.0	100.0	100.0	100.0	100.0	100.0
92007	54	32	6	15	7	14	12	12	9	54	-	6	44	-	1	2	54	-	23	31	34	16	4
	17.8	16.7	30.0	19.7	11.1	29.2	17.9	16.4	17.3	100.0		26.1	17.4		20.0	22.2	18.1		15.9	19.6	19.8	14.7	18.2
92024	249	160	14	61	56	34	55	61	43	-	249	17	209	1	4	7	245	4	122	127	138	93	18
	82.2	83.3	70.0	80.3	88.9	70.8	82.1	83.6	82.7		100.0	73.9	82.6	100.0	80.0	77.8	81.9	100.0	84.1	80.4	80.2	85.3	81.8



City of Encinitas Likely Voter Survey

LANGUAGE CODE.

Base: Total Sample

	GENDER			PARTY			HOUSEHOLD PARTY			BORN IN US			AGE				GENDER/AGE			
	MALE		FE-	REP.	DEM.	DTS	PURE	PURE	MIXED	US	FOR	UN					MEN		WOMEN	
	TOTAL	MALE	MALE	REP.	DEM.	DTS	REP.	DEM.	PARTY	BORN	BORN	KNOWN	18-34	35-54	55-64	65+	18-54	55+	18-54	55+
Total	303	145	154	97	115	75	80	92	67	272	19	12	50	98	69	86	78	67	67	87
	100.0	100.0	100.0	100.0	100.0	100.0	100.0	100.0	100.0	100.0	100.0	100.0	100.0	100.0	100.0	100.0	100.0	100.0	100.0	100.0
English	299	143	152	95	115	73	78	92	65	270	17	12	49	95	69	86	76	67	65	87
	98.7	98.6	98.7	97.9	100.0	97.3	97.5	100.0	97.0	99.3	89.5	100.0	98.0	96.9	100.0	100.0	97.4	100.0	97.0	100.0
Spanish	4	2	2	2	-	2	2	-	2	2	2	-	1	3	-	-	2	-	2	-
	1.3	1.4	1.3	2.1		2.7	2.5		3.0	0.7	10.5		2.0	3.1			2.6		3.0	
Other	-	-	-	-	-	-	-	-	-	-	-	-	-	-	-	-	-	-	-	-

City of Encinitas Likely Voter Survey

LANGUAGE CODE.

Base: Total Sample

	PARTY/GENDER						PARTY/AGE						VOTE PROPENSITY					100% NOT HAD CHANC	NEW REGIS TRAN	
	GOP		DTS		DEM		GOP		DTS		DEM		5/5	4/5	3/5	2/5	1/5			
	TOTAL	MEN	WOMEN	MEN	WOMEN	MEN	WOMEN	18-54	55+	18-54	55+	18-54								55+
Total	303	46	50	38	34	51	64	40	57	47	28	49	66	93	43	60	34	31	6	36
	100.0	100.0	100.0	100.0	100.0	100.0	100.0	100.0	100.0	100.0	100.0	100.0	100.0	100.0	100.0	100.0	100.0	100.0	100.0	100.0
English	299	44	50	38	32	51	64	38	57	45	28	49	66	93	43	58	33	30	6	36
	98.7	95.7	100.0	100.0	94.1	100.0	100.0	95.0	100.0	95.7	100.0	100.0	100.0	100.0	100.0	96.7	97.1	96.8	100.0	100.0
Spanish	4	2	-	-	2	-	-	2	-	2	-	-	-	-	-	2	1	1	-	-
	1.3	4.3			5.9			5.0		4.3						3.3	2.9	3.2		
Other	-	-	-	-	-	-	-	-	-	-	-	-	-	-	-	-	-	-	-	-



City of Encinitas Likely Voter Survey

LANGUAGE CODE.

Base: Total Sample

	TYPE OF VOTER																										
	REGISTRATION DATE										GEOGRAPHIC					ETHNICITY					LANGUAGE		PHONE TYPE		INITIAL BALLOT TEST		
	PERM- ANENT VOTE BY MAIL	PRE- VIOUS VOTE BY MAIL	ELEC TION DAY	<1 YEAR	<5 YEARS	<10 YEARS	<20 YEARS	20+ YEARS	92007	92024	LA- TINO	WHITE	BLACK	ASIAN	OTHER	ENGL- ISH	SPAN- ISH	LAND LINE	CELL	YES	NO	UNSURE /REF					
	TOTAL	MAIL	MAIL	DAY	YEAR	YEARS	YEARS	YEARS	YEARS	92007	92024	TINO	WHITE	BLACK	ASIAN	OTHER	ENGL- ISH	SPAN- ISH	LAND LINE	CELL	YES	NO	UNSURE /REF				
Total	303	192	20	76	63	48	67	73	52	54	249	23	253	1	5	9	299	4	145	158	172	109	22				
	100.0	100.0	100.0	100.0	100.0	100.0	100.0	100.0	100.0	100.0	100.0	100.0	100.0	100.0	100.0	100.0	100.0	100.0	100.0	100.0	100.0	100.0	100.0				
English	299	192	20	72	63	48	65	71	52	54	245	19	253	1	5	9	299	-	141	158	168	109	22				
	98.7	100.0	100.0	94.7	100.0	100.0	97.0	97.3	100.0	100.0	98.4	82.6	100.0	100.0	100.0	100.0	100.0	-	97.2	100.0	97.7	100.0	100.0				
Spanish	4	-	-	4	-	-	2	2	-	-	4	4	-	-	-	-	-	4	4	-	4	-	-				
	1.3	-	-	5.3	-	-	3.0	2.7	-	-	1.6	17.4	-	-	-	-	-	100.0	2.8	-	2.3	-	-				
Other	-	-	-	-	-	-	-	-	-	-	-	-	-	-	-	-	-	-	-	-	-	-	-				

City of Encinitas Likely Voter Survey

PHONE TYPE.

Base: Total Sample

	GENDER			PARTY			HOUSEHOLD PARTY			BORN IN US			AGE				GENDER/AGE			
	=====		FE-	=====			PURE	PURE	MIXED	=====			=====				=====		=====	
	TOTAL	MALE		MALE	REP.	DEM.	DTS	REP.	DEM.	PARTY	US	FOR	UN	18-34	35-54	55-64	65+	18-54	55+	18-54
Total	303	145	154	97	115	75	80	92	67	272	19	12	50	98	69	86	78	67	67	87
	100.0	100.0	100.0	100.0	100.0	100.0	100.0	100.0	100.0	100.0	100.0	100.0	100.0	100.0	100.0	100.0	100.0	100.0	100.0	100.0
Landline	145	59	86	59	49	33	48	37	37	132	7	6	7	30	43	65	17	42	20	66
	47.9	40.7	55.8	60.8	42.6	44.0	60.0	40.2	55.2	48.5	36.8	50.0	14.0	30.6	62.3	75.6	21.8	62.7	29.9	75.9
Cell	158	86	68	38	66	42	32	55	30	140	12	6	43	68	26	21	61	25	47	21
	52.1	59.3	44.2	39.2	57.4	56.0	40.0	59.8	44.8	51.5	63.2	50.0	86.0	69.4	37.7	24.4	78.2	37.3	70.1	24.1



City of Encinitas Likely Voter Survey

PHONE TYPE.

Base: Total Sample

	PARTY/GENDER						PARTY/AGE						VOTE PROPENSITY						100% NOT HAD CHANC	NEW REGIS TRANT
	GOP		DTS		DEM		GOP		DTS		DEM		5/5	4/5	3/5	2/5	1/5			
	TOTAL	MEN	WOMEN	MEN	WOMEN	MEN	WOMEN	18-54	55+	18-54	55+	18-54						55+		
Total	303	46	50	38	34	51	64	40	57	47	28	49	66	93	43	60	34	31	6	36
	100.0	100.0	100.0	100.0	100.0	100.0	100.0	100.0	100.0	100.0	100.0	100.0	100.0	100.0	100.0	100.0	100.0	100.0	100.0	100.0
Landline	145	26	33	14	19	18	31	18	41	12	21	6	43	68	24	31	15	7	-	-
	47.9	56.5	66.0	36.8	55.9	35.3	48.4	45.0	71.9	25.5	75.0	12.2	65.2	73.1	55.8	51.7	44.1	22.6		
Cell	158	20	17	24	15	33	33	22	16	35	7	43	23	25	19	29	19	24	6	36
	52.1	43.5	34.0	63.2	44.1	64.7	51.6	55.0	28.1	74.5	25.0	87.8	34.8	26.9	44.2	48.3	55.9	77.4	100.0	100.0



City of Encinitas Likely Voter Survey

PHONE TYPE.

Base: Total Sample

	TYPE OF VOTER																						
	PERM- PRE- ANENT VIOUS				REGISTRATION DATE					GEOGRAPHIC		ETHNICITY					LANGUAGE		PHONE TYPE		INITIAL BALLOT TEST		
	TOTAL	MAIL	MAIL	DAY	<1 YEAR	<5 YEARS	<10 YEARS	<20 YEARS	20+ YEARS	92007	92024	LA-TINO	WHITE	BLACK	ASIAN	OTHER	ENGL-ISH	SPAN-ISH	LAND LINE	CELL	YES	NO	UNSURE /REF
Total	303	192	20	76	63	48	67	73	52	54	249	23	253	1	5	9	299	4	145	158	172	109	22
	100.0	100.0	100.0	100.0	100.0	100.0	100.0	100.0	100.0	100.0	100.0	100.0	100.0	100.0	100.0	100.0	100.0	100.0	100.0	100.0	100.0	100.0	100.0
Landline	145	85	16	44	2	11	28	55	49	23	122	9	123	1	3	4	141	4	145	-	72	61	12
	47.9	44.3	80.0	57.9	3.2	22.9	41.8	75.3	94.2	42.6	49.0	39.1	48.6	100.0	60.0	44.4	47.2	100.0	100.0		41.9	56.0	54.5
Cell	158	107	4	32	61	37	39	18	3	31	127	14	130	-	2	5	158	-	-	158	100	48	10
	52.1	55.7	20.0	42.1	96.8	77.1	58.2	24.7	5.8	57.4	51.0	60.9	51.4		40.0	55.6	52.8			100.0	58.1	44.0	45.5



City of Encinitas Likely Voter Survey

SPLIT.

	GENDER			HOUSEHOLD PARTY						BORN IN US			GENDER/AGE							
	=====			PARTY			PURE	PURE	MIXED	=====			AGE				MEN		WOMEN	
	TOTAL	MALE	FE-MALE	REP.	DEM.	DTS	REP. HH	DEM. HH	MIXED HH	US BORN	FOR EIGN BORN	UN KNOWN	18-34	35-54	55-64	65+	18-54	55+	18-54	55+
	-----	-----	-----	-----	-----	-----	-----	-----	-----	-----	-----	-----	-----	-----	-----	-----	-----	-----	-----	-----
Base: Total Sample	303	145	154	97	115	75	80	92	67	272	19	12	50	98	69	86	78	67	67	87
SPLIT A	150	82	66	43	55	41	34	42	39	138	6	6	19	57	27	47	44	38	31	35
	49.5%	56.6%	42.9%	44.3%	47.8%	54.7%	42.5%	45.7%	58.2%	50.7%	31.6%	50.0%	38.0%	58.2%	39.1%	54.7%	56.4%	56.7%	46.3%	40.2%
SPLIT B	153	63	88	54	60	34	46	50	28	134	13	6	31	41	42	39	34	29	36	52
	50.5%	43.4%	57.1%	55.7%	52.2%	45.3%	57.5%	54.3%	41.8%	49.3%	68.4%	50.0%	62.0%	41.8%	60.9%	45.3%	43.6%	43.3%	53.7%	59.8%



City of Encinitas Likely Voter Survey

SPLIT.

	PARTY/GENDER							PARTY/AGE						VOTE PROPENSITY					100% NOT HAD CHANC	NEW REGIS TRAN
	GOP		DTS		DEM		GOP		DTS		DEM		5/5	4/5	3/5	2/5	1/5			
	TOTAL	MEN	WOMEN	MEN	WOMEN	MEN	WOMEN	18-54	55+	18-54	55+	18-54						55+		
Base: Total Sample	303	46	50	38	34	51	64	40	57	47	28	49	66	93	43	60	34	31	6	36
SPLIT A	150	28	14	21	19	25	30	20	23	28	13	20	35	53	18	30	17	16	1	15
	49.5%	60.9%	28.0%	55.3%	55.9%	49.0%	46.9%	50.0%	40.4%	59.6%	46.4%	40.8%	53.0%	57.0%	41.9%	50.0%	50.0%	51.6%	16.7%	41.7%
SPLIT B	153	18	36	17	15	26	34	20	34	19	15	29	31	40	25	30	17	15	5	21
	50.5%	39.1%	72.0%	44.7%	44.1%	51.0%	53.1%	50.0%	59.6%	40.4%	53.6%	59.2%	47.0%	43.0%	58.1%	50.0%	50.0%	48.4%	83.3%	58.3%



City of Encinitas Likely Voter Survey

SPLIT.

	TYPE OF VOTER																						
	PERM- ANENT VOTE BY MAIL		PRE- VIOUS VOTE BY MAIL		REGISTRATION DATE					GEOGRAPHIC		ETHNICITY				LANGUAGE		PHONE TYPE		INITIAL BALLOT TEST			
	TOTAL	MAIL	MAIL	ELEC TION DAY	<1 YEAR	<5 YEARS	<10 YEARS	<20 YEARS	20+ YEARS	92007	92024	LA- TINO	WHITE	BLACK	ASIAN	OTHER	ENGL- ISH	SPAN- ISH	LAND LINE	CELL	YES	NO	UNSURE /REF
Base: Total Sample	303	192	20	76	63	48	67	73	52	54	249	23	253	1	5	9	299	4	145	158	172	109	22
SPLIT A	150	98	11	38	27	24	32	37	30	32	118	12	123	1	4	4	147	3	75	75	81	57	12
	49.5%	51.0%	55.0%	50.0%	42.9%	50.0%	47.8%	50.7%	57.7%	59.3%	47.4%	52.2%	48.6%	100%	80.0%	44.4%	49.2%	75.0%	51.7%	47.5%	47.1%	52.3%	54.5%
SPLIT B	153	94	9	38	36	24	35	36	22	22	131	11	130	-	1	5	152	1	70	83	91	52	10
	50.5%	49.0%	45.0%	50.0%	57.1%	50.0%	52.2%	49.3%	42.3%	40.7%	52.6%	47.8%	51.4%		20.0%	55.6%	50.8%	25.0%	48.3%	52.5%	52.9%	47.7%	45.5%



VERBATIM RESPONSES

QUESTION 1



City of Encinitas - Likely Voter Survey

VERBATIM RESPONSES: Q1

Female, Democratic, US born, 55-64, More than 20 years, Cardiff By The Sea, English

Question: What is the most important issue facing your community today?

Answer: The fact that we need a better city council who really cares about the environment the local people and the business people here who pays their salary

Male, Democratic, Birthplace unknown, 65+, Up to 5 years, Encinitas, English

Question: What is the most important issue facing your community today?

Answer: Housing element vote

Female, Republican, US born, 55-64, Up to 10 years, Encinitas, English

Question: What is the most important issue facing your community today?

Answer: there's too many homeless people

Male, Democratic, US born, 65+, Up to 5 years, Encinitas, English

Question: What is the most important issue facing your community today?

Answer: jobs, more money

Male, Democratic, US born, 35-54, Up to 5 years, Cardiff By The Sea, English

Question: What is the most important issue facing your community today?

Answer: Employment

Female, Democratic, US born, 55-64, Up to 20 years, Cardiff By The Sea, English

Question: What is the most important issue facing your community today?

Answer: education

Male, Democratic, US born, 55-64, Less than one year, Encinitas, English

Question: What is the most important issue facing your community today?

Answer: the crime rate

Male, Republican, US born, 35-54, Up to 10 years, Encinitas, English

Question: What is the most important issue facing your community today?

Answer: global warming

Female, Republican, US born, 55-64, Up to 20 years, Encinitas, English

Question: What is the most important issue facing your community today?

Answer: keeping the economy stable

Female, Republican, US born, 65+, Up to 20 years, Encinitas, English

Question: What is the most important issue facing your community today?

Answer: infrastructure, budget

Male, Republican, US born, 55-64, More than 20 years, Encinitas, English

Question: What is the most important issue facing your community today?

Answer: high taxes

Male, DTS, US born, 18-34, Less than one year, Cardiff By The Sea, English

Question: What is the most important issue facing your community today?

Answer: taxes

Male, Democratic, US born, 65+, Up to 20 years, Encinitas, English

Question: What is the most important issue facing your community today?

Answer: lack of rain

Male, DTS, US born, 65+, Up to 5 years, Encinitas, English

Question: What is the most important issue facing your community today?

Answer: to remove the spent fuel

Male, Democratic, US born, 55-64, More than 20 years, Encinitas, English

Question: What is the most important issue facing your community today?

Answer: there is no issues

Male, Republican, US born, 55-64, Up to 20 years, Cardiff By The Sea, English

Question: What is the most important issue facing your community today?

Answer: Economy

Male, Republican, US born, 65+, Up to 20 years, Encinitas, English

Question: What is the most important issue facing your community today?

Answer: taxes

Female, Democratic, US born, 35-54, Less than one year, Encinitas, English

Question: What is the most important issue facing your community today?

Answer: safe route to school

Female, Democratic, US born, 18-34, Less than one year, Encinitas, English

Question: What is the most important issue facing your community today?

Answer: water and immigration and homelessness

Male, Republican, US born, 55-64, Less than one year, Encinitas, English

Question: What is the most important issue facing your community today?

Answer: complaints from the resident

Male, Republican, US born, 35-54, Up to 20 years, Encinitas, English

Question: What is the most important issue facing your community today?

Answer: Traffic

Female, Democratic, US born, 35-54, Up to 20 years, Encinitas, English

Question: What is the most important issue facing your community today?

Answer: Traffic

Male, Democratic, US born, 65+, Up to 20 years, Encinitas, English

Question: What is the most important issue facing your community today?

Answer: traffic congestion

Female, Democratic, US born, 65+, More than 20 years, Encinitas, English

Question: What is the most important issue facing your community today?

Answer: crowded, lot more traffic, bad roads

Female, Democratic, US born, 35-54, Up to 10 years, Encinitas, English

Question: What is the most important issue facing your community today?

Answer: Traffic problem

Male, Republican, US born, 35-54, Up to 10 years, Encinitas, English

Question: What is the most important issue facing your community today?

Answer: water, drought

Female, Democratic, US born, 65+, More than 20 years, Encinitas, English

Question: What is the most important issue facing your community today?

Answer: Traffic

Male, Democratic, US born, 18-34, Up to 5 years, Encinitas, English

Question: What is the most important issue facing your community today?

Answer: rising rent, gentrification and over crowding

Female, Democratic, US born, 65+, Up to 20 years, Cardiff By The Sea, English

Question: What is the most important issue facing your community today?

Answer: overcrowding

Female, Republican, US born, 35-54, Less than one year, Encinitas, English

Question: What is the most important issue facing your community today?

Answer: employment

Male, Democratic, US born, 65+, More than 20 years, Encinitas, English

Question: What is the most important issue facing your community today?

Answer: nothing

Female, DTS, Birthplace unknown, 65+, Up to 20 years, Encinitas, English

Question: What is the most important issue facing your community today?

Answer: I don't know

Male, Republican, US born, 65+, Up to 20 years, Encinitas, English

Question: What is the most important issue facing your community today?

Answer: energy prices like electricity

Male, Democratic, US born, 35-54, Up to 5 years, Cardiff By The Sea, English

Question: What is the most important issue facing your community today?

Answer: economic growth

Male, Democratic, US born, 35-54, Up to 10 years, Cardiff By The Sea, English

Question: What is the most important issue facing your community today?

Answer: Maintaining the quality of the schools

Male, DTS, US born, 55-64, Up to 20 years, Encinitas, English

Question: What is the most important issue facing your community today?

Answer: Transparency in government

Female, Democratic, US born, 35-54, Up to 10 years, Encinitas, English

Question: What is the most important issue facing your community today?

Answer: education, environment and infrastructure

Female, Democratic, US born, 65+, Up to 10 years, Encinitas, English

Question: What is the most important issue facing your community today?

Answer: drought

Female, Democratic, US born, 65+, Up to 10 years, Encinitas, English

Question: What is the most important issue facing your community today?

Answer: drought

Male, Unknown, Birthplace unknown, 35-54, Up to 5 years, Cardiff By The Sea, English

Question: What is the most important issue facing your community today?

Answer: education

Female, Democratic, US born, 55-64, Less than one year, Encinitas, English

Question: What is the most important issue facing your community today?

Answer: Water shortage

Male, DTS, US born, 55-64, Up to 5 years, Cardiff By The Sea, English

Question: What is the most important issue facing your community today?
Answer: global warming

Female, Democratic, US born, 55-64, Less than one year, Encinitas, English
Question: What is the most important issue facing your community today?
Answer: over development and traffic

Male, Democratic, US born, 65+, Up to 20 years, Encinitas, English
Question: What is the most important issue facing your community today?
Answer: traffic, bad roads

Female, Democratic, US born, 35-54, Up to 10 years, Cardiff By The Sea, English
Question: What is the most important issue facing your community today?
Answer: probably income

Male, Republican, US born, 65+, More than 20 years, Encinitas, English
Question: What is the most important issue facing your community today?
Answer: homelessness

Female, DTS, US born, 35-54, Up to 20 years, Encinitas, English
Question: What is the most important issue facing your community today?
Answer: making sure that everyone is safe making the police and firemen are working

Male, DTS, US born, 35-54, Up to 10 years, Encinitas, English
Question: What is the most important issue facing your community today?
Answer: my neighbor, water usage

Male, DTS, US born, 35-54, Up to 10 years, Encinitas, English
Question: What is the most important issue facing your community today?
Answer: lack of water usage

Female, DTS, US born, 35-54, Less than one year, Encinitas, English
Question: What is the most important issue facing your community today?
Answer: candidates for president

Unknown, Republican, US born, 65+, More than 20 years, Encinitas, English
Question: What is the most important issue facing your community today?
Answer: overcrowding

Male, Democratic, US born, 18-34, Up to 10 years, Cardiff By The Sea, English
Question: What is the most important issue facing your community today?
Answer: Expensive housing

Male, DTS, US born, 35-54, Less than one year, Encinitas, English
Question: What is the most important issue facing your community today?
Answer: Traffic

Female, Democratic, US born, 55-64, Up to 10 years, Cardiff By The Sea, English
Question: What is the most important issue facing your community today?
Answer: Financial debt

Male, DTS, US born, 18-34, Less than one year, Encinitas, English
Question: What is the most important issue facing your community today?
Answer: I don't know I can not speak on that

Female, Democratic, Foreign born, 35-54, Less than one year, Encinitas, English
Question: What is the most important issue facing your community today?

Answer: damage to the Environment due to our lifestyle

Female, Democratic, US born, 55-64, Up to 20 years, Encinitas, English

Question: What is the most important issue facing your community today?

Answer: No issues

Male, Republican, US born, 65+, Up to 5 years, Encinitas, English

Question: What is the most important issue facing your community today?

Answer: Traffic

Female, Republican, US born, 55-64, Up to 20 years, Encinitas, English

Question: What is the most important issue facing your community today?

Answer: homeless helping

Male, Democratic, Foreign born, 55-64, Up to 10 years, Cardiff By The Sea, English

Question: What is the most important issue facing your community today?

Answer: presidential election

Female, Republican, Birthplace unknown, 35-54, Up to 20 years, Encinitas, English

Question: What is the most important issue facing your community today?

Answer: the water

Male, Democratic, US born, 65+, More than 20 years, Encinitas, English

Question: What is the most important issue facing your community today?

Answer: The city council and the mayor I think they should replaced and new people go in, traffic is a big issues

Female, Democratic, US born, 65+, Up to 20 years, Encinitas, English

Question: What is the most important issue facing your community today?

Answer: I don't know

Unknown, DTS, US born, 18-34, Up to 5 years, Encinitas, English

Question: What is the most important issue facing your community today?

Answer: jobs

Male, Democratic, US born, 35-54, Up to 20 years, Encinitas, English

Question: What is the most important issue facing your community today?

Answer: Too many laws

Male, DTS, US born, 18-34, Up to 20 years, Encinitas, English

Question: What is the most important issue facing your community today?

Answer: Not sure Probably racism

Male, Democratic, Foreign born, 18-34, Less than one year, Encinitas, English

Question: What is the most important issue facing your community today?

Answer: drought

Male, DTS, US born, 18-34, Less than one year, Cardiff By The Sea, English

Question: What is the most important issue facing your community today?

Answer: traffic issues

Male, Democratic, US born, 65+, More than 20 years, Encinitas, English

Question: What is the most important issue facing your community today?

Answer: Affordable Housing

Female, DTS, US born, 55-64, Up to 20 years, Cardiff By The Sea, English

Question: What is the most important issue facing your community today?

Answer: Urban growth

Male, Democratic, US born, 65+, Up to 5 years, Cardiff By The Sea, English

Question: What is the most important issue facing your community today?

Answer: Traffic

Male, Republican, US born, 35-54, Less than one year, Encinitas, English

Question: What is the most important issue facing your community today?

Answer: incoming quality

Male, DTS, US born, 18-34, Less than one year, Encinitas, English

Question: What is the most important issue facing your community today?

Answer: the upcoming council elections

Male, Democratic, US born, 65+, Up to 5 years, Encinitas, English

Question: What is the most important issue facing your community today?

Answer: Housing prices

Male, Democratic, US born, 18-34, Up to 10 years, Encinitas, English

Question: What is the most important issue facing your community today?

Answer: homelessness in downtown expand the for local wild life

Male, Democratic, US born, 18-34, Less than one year, Encinitas, English

Question: What is the most important issue facing your community today?

Answer: Crime

Male, Republican, US born, 65+, Up to 20 years, Encinitas, English

Question: What is the most important issue facing your community today?

Answer: I really don't know any issues

Female, Republican, US born, 55-64, More than 20 years, Encinitas, English

Question: What is the most important issue facing your community today?

Answer: growth

Male, Republican, US born, 35-54, More than 20 years, Encinitas, English

Question: What is the most important issue facing your community today?

Answer: education

Male, DTS, US born, 18-34, Less than one year, Encinitas, English

Question: What is the most important issue facing your community today?

Answer: climate change

Male, DTS, US born, 65+, Up to 10 years, Encinitas, English

Question: What is the most important issue facing your community today?

Answer: HOMELESS

Male, Democratic, US born, 35-54, Less than one year, Encinitas, English

Question: What is the most important issue facing your community today?

Answer: Small businesses closing

Female, DTS, US born, 55-64, Up to 20 years, Encinitas, English

Question: What is the most important issue facing your community today?

Answer: water

Male, Democratic, US born, 65+, Up to 10 years, Encinitas, English

Question: What is the most important issue facing your community today?

Answer: Global Warming

Male, Democratic, US born, 65+, More than 20 years, Encinitas, English

Question: What is the most important issue facing your community today?

Answer: none

Female, Democratic, US born, 18-34, Less than one year, Cardiff By The Sea, English

Question: What is the most important issue facing your community today?

Answer: gang activity

Female, Republican, US born, 55-64, More than 20 years, Encinitas, English

Question: What is the most important issue facing your community today?

Answer: limiting development so that the community is not over crowded maintaining the small town feel

Female, Democratic, US born, 35-54, Up to 20 years, Cardiff By The Sea, English

Question: What is the most important issue facing your community today?

Answer: Lack of affordable housing

Female, Unknown, US born, 35-54, Up to 5 years, Encinitas, English

Question: What is the most important issue facing your community today?

Answer: the low density, they are all blowing the place

Male, Republican, Foreign born, 55-64, Up to 20 years, Encinitas, English

Question: What is the most important issue facing your community today?

Answer: water use

Male, Democratic, US born, 18-34, Less than one year, Encinitas, English

Question: What is the most important issue facing your community today?

Answer: water

Female, Republican, US born, 55-64, Up to 5 years, Encinitas, English

Question: What is the most important issue facing your community today?

Answer: water conservation

Female, DTS, US born, 65+, More than 20 years, Encinitas, English

Question: What is the most important issue facing your community today?

Answer: water conservation

Female, DTS, US born, 35-54, Up to 10 years, Encinitas, English

Question: What is the most important issue facing your community today?

Answer: water shortage

Male, Democratic, US born, 35-54, Up to 10 years, Encinitas, English

Question: What is the most important issue facing your community today?

Answer: Train Tracks

Female, DTS, US born, 18-34, Less than one year, Encinitas, English

Question: What is the most important issue facing your community today?

Answer: I have no idea

Female, Democratic, US born, 55-64, Up to 10 years, Encinitas, English

Question: What is the most important issue facing your community today?

Answer: don't know

Male, Republican, US born, 55-64, Up to 5 years, Cardiff By The Sea, English

Question: What is the most important issue facing your community today?

Answer: homelessness

Male, DTS, US born, 55-64, Up to 20 years, Encinitas, English

Question: What is the most important issue facing your community today?

Answer: expansion

Male, Republican, US born, 65+, More than 20 years, Encinitas, English

Question: What is the most important issue facing your community today?

Answer: nothing

Female, Unknown, US born, 35-54, Less than one year, Encinitas, English

Question: What is the most important issue facing your community today?

Answer: modernizing it

Male, Unknown, US born, 18-34, Up to 5 years, Encinitas, English

Question: What is the most important issue facing your community today?

Answer: GROWTH MANAGEMENT

Female, DTS, Birthplace unknown, 35-54, Less than one year, Encinitas, English

Question: What is the most important issue facing your community today?

Answer: global warming

Female, Republican, US born, 65+, Up to 10 years, Encinitas, English

Question: What is the most important issue facing your community today?

Answer: tax increases

Female, Unknown, US born, 65+, Up to 20 years, Encinitas, English

Question: What is the most important issue facing your community today?

Answer: homelessness, traffic she see how much people are on the street often

Male, DTS, US born, 18-34, Up to 10 years, Encinitas, English

Question: What is the most important issue facing your community today?

Answer: energy efficient and water shortage

Female, Republican, US born, 35-54, Up to 20 years, Cardiff By The Sea, English

Question: What is the most important issue facing your community today?

Answer: education

Female, DTS, Birthplace unknown, 35-54, Less than one year, Encinitas, English

Question: What is the most important issue facing your community today?

Answer: free way expansion

Female, Democratic, US born, 65+, Up to 20 years, Encinitas, English

Question: What is the most important issue facing your community today?

Answer: making smart decisions about development

Male, Republican, US born, 18-34, Less than one year, Encinitas, English

Question: What is the most important issue facing your community today?

Answer: trenching the rail road tracks

Female, DTS, US born, 35-54, Up to 10 years, Cardiff By The Sea, English

Question: What is the most important issue facing your community today?

Answer: I think we have problem

Male, Democratic, US born, 65+, Up to 20 years, Encinitas, English

Question: What is the most important issue facing your community today?

Answer: taxes the prospect of tax

Male, Democratic, Foreign born, 55-64, Up to 5 years, Encinitas, English

Question: What is the most important issue facing your community today?

Answer: road maintenance

Female, Republican, US born, 65+, More than 20 years, Encinitas, English

Question: What is the most important issue facing your community today?

Answer: water pollution

Male, DTS, Birthplace unknown, 65+, More than 20 years, Encinitas, English

Question: What is the most important issue facing your community today?

Answer: too much building

Female, Democratic, US born, 65+, Up to 10 years, Encinitas, English

Question: What is the most important issue facing your community today?

Answer: water shortage

Female, Republican, US born, 65+, More than 20 years, Cardiff By The Sea, English

Question: What is the most important issue facing your community today?

Answer: Traffic

Male, Republican, US born, 55-64, Less than one year, Encinitas, English

Question: What is the most important issue facing your community today?

Answer: rising cost of housing and business allocation higher than the income

Male, DTS, US born, 35-54, Up to 10 years, Encinitas, English

Question: What is the most important issue facing your community today?

Answer: climate change

Female, Democratic, US born, 35-54, Up to 10 years, Encinitas, English

Question: What is the most important issue facing your community today?

Answer: beach access

Female, Democratic, US born, 65+, Up to 20 years, Cardiff By The Sea, English

Question: What is the most important issue facing your community today?

Answer: affordability

Male, Republican, US born, 18-34, More than 20 years, Encinitas, English

Question: What is the most important issue facing your community today?

Answer: the environment

Male, Democratic, US born, 65+, More than 20 years, Cardiff By The Sea, English

Question: What is the most important issue facing your community today?

Answer: Safety

Male, DTS, US born, 18-34, Up to 20 years, Encinitas, English

Question: What is the most important issue facing your community today?

Answer: sustainability and we live in area were it is important to sustain

Female, DTS, US born, 65+, Less than one year, Encinitas, English

Question: What is the most important issue facing your community today?

Answer: income

Male, Democratic, US born, 65+, Up to 10 years, Encinitas, English

Question: What is the most important issue facing your community today?

Answer: housing and employment

Male, Democratic, US born, 35-54, Up to 10 years, Encinitas, English

Question: What is the most important issue facing your community today?

Answer: quality life

Male, Democratic, US born, 65+, Up to 5 years, Encinitas, English

Question: What is the most important issue facing your community today?

Answer: unemployment jobs

Female, Republican, US born, 55-64, Up to 20 years, Encinitas, English

Question: What is the most important issue facing your community today?

Answer: not sure

Male, Republican, US born, 65+, More than 20 years, Encinitas, English

Question: What is the most important issue facing your community today?

Answer: overgrowth with the people

Male, DTS, US born, 35-54, Less than one year, Cardiff By The Sea, English

Question: What is the most important issue facing your community today?

Answer: housing affordability

Male, Republican, Foreign born, 65+, Up to 20 years, Encinitas, English

Question: What is the most important issue facing your community today?

Answer: homelessness

Female, Democratic, US born, 65+, More than 20 years, Cardiff By The Sea, English

Question: What is the most important issue facing your community today?

Answer: homelessness

Male, Democratic, US born, 65+, More than 20 years, Cardiff By The Sea, English

Question: What is the most important issue facing your community today?

Answer: auto road, there seems to be some real problem with the road, community park using available open for creating more home not using the open space for community space for public space

Male, Democratic, US born, 35-54, Less than one year, Encinitas, English

Question: What is the most important issue facing your community today?

Answer: gentrification

Female, Democratic, US born, 35-54, Less than one year, Encinitas, English

Question: What is the most important issue facing your community today?

Answer: transportation, environmental issues

Female, Democratic, US born, 18-34, Less than one year, Encinitas, English

Question: What is the most important issue facing your community today?

Answer: taxes illegal immigration sports fields

Female, Democratic, US born, 55-64, More than 20 years, Encinitas, English

Question: What is the most important issue facing your community today?

Answer: public transportation

Male, Republican, US born, 35-54, Up to 20 years, Encinitas, English

Question: What is the most important issue facing your community today?

Answer: Water lacking and conservation issue

Male, DTS, US born, 65+, Up to 20 years, Cardiff By The Sea, English

Question: What is the most important issue facing your community today?

Answer: Wealthy and poor issues

Female, Democratic, US born, 35-54, Up to 5 years, Cardiff By The Sea, English

Question: What is the most important issue facing your community today?

Answer: nothing

Male, DTS, US born, 18-34, Less than one year, Encinitas, English

Question: What is the most important issue facing your community today?

Answer: don't know

Male, Democratic, US born, 18-34, Less than one year, Encinitas, English

Question: What is the most important issue facing your community today?

Answer: unrestrained growth

Female, Democratic, US born, 55-64, Up to 5 years, Encinitas, English

Question: What is the most important issue facing your community today?

Answer: over populated

Female, Unknown, US born, 55-64, Up to 10 years, Encinitas, English

Question: What is the most important issue facing your community today?

Answer: the climate

Female, Republican, US born, 65+, More than 20 years, Encinitas, English

Question: What is the most important issue facing your community today?

Answer: physical solvency

Male, Republican, US born, 35-54, Up to 10 years, Encinitas, English

Question: What is the most important issue facing your community today?

Answer: I'm not sure

Male, Republican, US born, 35-54, Up to 10 years, Encinitas, English

Question: What is the most important issue facing your community today?

Answer: Income Type of income

Unknown, DTS, US born, 18-34, Less than one year, Encinitas, English

Question: What is the most important issue facing your community today?

Answer: style of life

Female, DTS, US born, 35-54, Less than one year, Encinitas, English

Question: What is the most important issue facing your community today?

Answer: quite Sunday peaceful afternoon

Male, Unknown, US born, 65+, Up to 10 years, Cardiff By The Sea, English

Question: What is the most important issue facing your community today?

Answer: Economy

Female, Republican, US born, 35-54, Up to 5 years, Encinitas, English

Question: What is the most important issue facing your community today?

Answer: drought

Male, Republican, US born, 35-54, Up to 10 years, Cardiff By The Sea, English

Question: What is the most important issue facing your community today?

Answer: transportation

Female, Democratic, US born, 65+, More than 20 years, Cardiff By The Sea, English

Question: What is the most important issue facing your community today?

Answer: unemployment

Male, Republican, US born, 65+, Up to 20 years, Encinitas, English

Question: What is the most important issue facing your community today?

Answer: housing

Female, Democratic, Birthplace unknown, 55-64, More than 20 years, Encinitas, English

Question: *What is the most important issue facing your community today?*

Answer: *housing cost very high*

Male, DTS, Birthplace unknown, 35-54, Up to 5 years, Cardiff By The Sea, English

Question: *What is the most important issue facing your community today?*

Answer: *I think just money in general being able to send their kids to school*

Male, Unknown, US born, 35-54, Up to 20 years, Encinitas, English

Question: *What is the most important issue facing your community today?*

Answer: *don't have any*

Female, Republican, US born, 18-34, Less than one year, Encinitas, English

Question: *What is the most important issue facing your community today?*

Answer: *Bike and hikes trails*

Male, Republican, US born, 65+, Up to 10 years, Encinitas, English

Question: *What is the most important issue facing your community today?*

Answer: *Safety*

Female, Republican, US born, 65+, More than 20 years, Encinitas, English

Question: *What is the most important issue facing your community today?*

Answer: *Fiscal Responsibility*

Male, DTS, US born, 35-54, Up to 20 years, Encinitas, English

Question: *What is the most important issue facing your community today?*

Answer: *Maintaining quality education in school Crowding and traffic Conserving natural areas in community*

Male, Unknown, US born, 35-54, Up to 5 years, Encinitas, English

Question: *What is the most important issue facing your community today?*

Answer: *climate change*

Female, Democratic, US born, 55-64, More than 20 years, Encinitas, English

Question: *What is the most important issue facing your community today?*

Answer: *pedestrian free way*

Male, Unknown, Foreign born, 35-54, Up to 5 years, Cardiff By The Sea, English

Question: *What is the most important issue facing your community today?*

Answer: *crime*

Female, DTS, US born, 35-54, Up to 20 years, Encinitas, English

Question: *What is the most important issue facing your community today?*

Answer: *the environment*

Female, Republican, US born, 55-64, Less than one year, Encinitas, English

Question: *What is the most important issue facing your community today?*

Answer: *too much unemployment*

Male, Democratic, US born, 55-64, Up to 10 years, Encinitas, English

Question: *What is the most important issue facing your community today?*

Answer: *Environment*

Male, Republican, US born, 65+, More than 20 years, Encinitas, English

Question: *What is the most important issue facing your community today?*

Answer: *no idea*

Female, Democratic, US born, 55-64, Up to 20 years, Encinitas, English

Question: What is the most important issue facing your community today?

Answer: world war 3, pushing battle ships in china sea boards and pushing battle in Syria

Male, Unknown, US born, 35-54, Less than one year, Encinitas, English

Question: What is the most important issue facing your community today?

Answer: The influence of the super rich upon other else, ignorance of other

Male, Republican, US born, 18-34, Up to 10 years, Encinitas, English

Question: What is the most important issue facing your community today?

Answer: the drought

Female, DTS, US born, 65+, Up to 20 years, Encinitas, English

Question: What is the most important issue facing your community today?

Answer: a lot of inclusivity

Female, Democratic, US born, 18-34, Less than one year, Encinitas, English

Question: What is the most important issue facing your community today?

Answer: Presidential Election

Female, Democratic, US born, 35-54, Less than one year, Cardiff By The Sea, English

Question: What is the most important issue facing your community today?

Answer: Fresh water use and how to forecast and monitor the availability of water

Male, Republican, US born, 35-54, Up to 5 years, Encinitas, English

Question: What is the most important issue facing your community today?

Answer: transportation in particular getting more vehicles for transit like buses trains and walkways and path ways

Male, Democratic, US born, 18-34, Less than one year, Encinitas, English

Question: What is the most important issue facing your community today?

Answer: no idea

Male, Republican, US born, 35-54, Up to 10 years, Encinitas, English

Question: What is the most important issue facing your community today?

Answer: water resource

Male, Republican, US born, 65+, Up to 10 years, Encinitas, English

Question: What is the most important issue facing your community today?

Answer: transportation, more public transportation

Female, Republican, US born, 55-64, Less than one year, Encinitas, English

Question: What is the most important issue facing your community today?

Answer: I don't know

Male, DTS, US born, 35-54, Up to 20 years, Encinitas, English

Question: What is the most important issue facing your community today?

Answer: the next president

Male, Republican, US born, 35-54, Less than one year, Encinitas, English

Question: What is the most important issue facing your community today?

Answer: real estate pricing

Female, Democratic, US born, 35-54, Less than one year, Encinitas, English

Question: What is the most important issue facing your community today?

Answer: I have no idea

Female, Republican, US born, 35-54, Up to 20 years, Encinitas, English

Question: *What is the most important issue facing your community today?*

Answer: *jobs*

Male, Democratic, US born, 18-34, Less than one year, Encinitas, English

Question: *What is the most important issue facing your community today?*

Answer: *environmental issues*

Male, Democratic, US born, 35-54, Up to 10 years, Encinitas, English

Question: *What is the most important issue facing your community today?*

Answer: *transportation and environmental quality*

Female, Republican, US born, 35-54, Up to 10 years, Encinitas, English

Question: *What is the most important issue facing your community today?*

Answer: *I don't have any idea*

Female, Democratic, US born, 55-64, Up to 5 years, Encinitas, English

Question: *What is the most important issue facing your community today?*

Answer: *I guess the pathways they are putting in*

Male, Republican, US born, 35-54, Less than one year, Encinitas, English

Question: *What is the most important issue facing your community today?*

Answer: *environmental issue*

Female, Democratic, US born, 18-34, Less than one year, Encinitas, English

Question: *What is the most important issue facing your community today?*

Answer: *Probably drought*

Female, Democratic, US born, 18-34, Less than one year, Encinitas, English

Question: *What is the most important issue facing your community today?*

Answer: *no opinion*

Male, Democratic, US born, 18-34, Up to 5 years, Encinitas, English

Question: *What is the most important issue facing your community today?*

Answer: *I have no opinion*

Male, Democratic, US born, 35-54, Less than one year, Encinitas, English

Question: *What is the most important issue facing your community today?*

Answer: *I believe the economy*

Female, Democratic, US born, 65+, Up to 5 years, Encinitas, English

Question: *What is the most important issue facing your community today?*

Answer: *Don't know*

Female, Democratic, Birthplace unknown, 55-64, Less than one year, Encinitas, English

Question: *What is the most important issue facing your community today?*

Answer: *unemployment*

Female, Democratic, Foreign born, 35-54, Up to 10 years, Encinitas, English

Question: *What is the most important issue facing your community today?*

Answer: *the wealth gap between the rich and the not so rich*

Female, Democratic, Foreign born, 55-64, Less than one year, Encinitas, English

Question: *What is the most important issue facing your community today?*

Answer: *overcrowding and inadequate streets*

Male, DTS, US born, 35-54, Up to 5 years, Encinitas, English

Question: *What is the most important issue facing your community today?*

Answer: *education*

Female, Republican, US born, 55-64, Up to 20 years, Encinitas, English

Question: *What is the most important issue facing your community today?*

Answer: *Environment is in global warming*

Male, Democratic, US born, 18-34, Up to 5 years, Encinitas, English

Question: *What is the most important issue facing your community today?*

Answer: *traffic too much too many cars of the freeway*

Male, DTS, US born, 35-54, Up to 5 years, Encinitas, English

Question: *What is the most important issue facing your community today?*

Answer: *Safety, Children, Predators, Break ins*

Female, Democratic, US born, 35-54, Up to 20 years, Cardiff By The Sea, English

Question: *What is the most important issue facing your community today?*

Answer: *gentrification*

Female, DTS, US born, 35-54, Up to 10 years, Encinitas, English

Question: *What is the most important issue facing your community today?*

Answer: *I'm not sure, things are pretty good and being run well, no particular complaints*

Female, DTS, Foreign born, 65+, Up to 10 years, Encinitas, English

Question: *What is the most important issue facing your community today?*

Answer: *over development/the more crowded it gets, the more difficult it will be to get around-it wont be a small town*

Male, DTS, US born, 18-34, Up to 5 years, Encinitas, English

Question: *What is the most important issue facing your community today?*

Answer: *The loss of sand on the beach, the quality of the schools*

Female, DTS, US born, 35-54, Up to 10 years, Encinitas, English

Question: *What is the most important issue facing your community today?*

Answer: *population it's too crowded and development is out of hand*

Female, Democratic, US born, 35-54, Up to 5 years, Encinitas, English

Question: *What is the most important issue facing your community today?*

Answer: *housing growth*

Female, Republican, US born, 35-54, Up to 10 years, Cardiff By The Sea, English

Question: *What is the most important issue facing your community today?*

Answer: *the legalization of marijuana and infrastructure reform*

Male, Democratic, US born, 65+, Up to 10 years, Encinitas, English

Question: *What is the most important issue facing your community today?*

Answer: *cost of education*

Male, Democratic, US born, 18-34, Less than one year, Encinitas, English

Question: *What is the most important issue facing your community today?*

Answer: *coyotes*

Male, Democratic, Birthplace unknown, 18-34, Less than one year, Encinitas, English

Question: *What is the most important issue facing your community today?*

Answer: *I'm just concerned about climate change, we have a good community, they are expanding the freeway, I am worried about the erosion factor they are going to cut into the property, they're is not enough*

water and the dirt is disappearing

Female, Democratic, US born, 65+, More than 20 years, Encinitas, English

Question: What is the most important issue facing your community today?

Answer: I think there are homeless people in my community

Female, Democratic, US born, 65+, Up to 20 years, Encinitas, English

Question: What is the most important issue facing your community today?

Answer: drought

Female, Democratic, US born, 65+, Up to 5 years, Encinitas, English

Question: What is the most important issue facing your community today?

Answer: the cost of living because it's very expensive to live here, very expensive the young people are not going to be able to afford here, down the road it's going to be senior community, young people cannot afford houses here and this seriously concerns me it's just expensive

Female, DTS, US born, 18-34, Less than one year, Encinitas, English

Question: What is the most important issue facing your community today?

Answer: rising cost of everything and jobs and over regulation

Female, Republican, US born, 55-64, Up to 20 years, Encinitas, English

Question: What is the most important issue facing your community today?

Answer: a lot of bars that open up in down she wants it to be closed

Female, Republican, US born, 65+, More than 20 years, Encinitas, English

Question: What is the most important issue facing your community today?

Answer: housing

Female, Democratic, US born, 65+, More than 20 years, Encinitas, English

Question: What is the most important issue facing your community today?

Answer: we live in paradise and I don't think we have a problem

Female, Democratic, US born, 65+, Up to 10 years, Encinitas, English

Question: What is the most important issue facing your community today?

Answer: the proliferation of mobile antennas Damaging to all of us

Female, Republican, US born, 65+, Up to 5 years, Encinitas, English

Question: What is the most important issue facing your community today?

Answer: POISONS THAT ARE KILLING THE WILD LIFE

Male, Democratic, US born, 65+, More than 20 years, Encinitas, English

Question: What is the most important issue facing your community today?

Answer: The economy The cost of living

Female, Republican, US born, 55-64, Up to 20 years, Encinitas, English

Question: What is the most important issue facing your community today?

Answer: I don't know

Male, DTS, US born, 18-34, Up to 10 years, Encinitas, English

Question: What is the most important issue facing your community today?

Answer: housing

Female, Republican, US born, 18-34, Less than one year, Encinitas, English

Question: What is the most important issue facing your community today?

Answer: maintenance of services, roads and water pipes and concern of water availability

Male, DTS, US born, 35-54, Up to 20 years, Encinitas, English

Question: What is the most important issue facing your community today?

Answer: Drugs Heroin

Male, Republican, US born, 35-54, More than 20 years, Encinitas, English

Question: What is the most important issue facing your community today?

Answer: no seen any issues yet

Male, Unknown, US born, 18-34, Up to 5 years, Encinitas, English

Question: What is the most important issue facing your community today?

Answer: Nothing

Male, DTS, Foreign born, 18-34, Less than one year, Encinitas, English

Question: What is the most important issue facing your community today?

Answer: job availability

Male, DTS, US born, 18-34, Up to 10 years, Encinitas, English

Question: What is the most important issue facing your community today?

Answer: gentrification, they want to raise the price of the land to kick out some people who are not rich to live in the city

Male, Republican, US born, 18-34, Less than one year, Cardiff By The Sea, English

Question: What is the most important issue facing your community today?

Answer: Who gets elected president

Male, Unknown, US born, 18-34, Up to 5 years, Encinitas, English

Question: What is the most important issue facing your community today?

Answer: the election of the next president

Female, Democratic, US born, 55-64, More than 20 years, Cardiff By The Sea, English

Question: What is the most important issue facing your community today?

Answer: Homelessness

Male, Republican, Foreign born, 65+, More than 20 years, Encinitas, English

Question: What is the most important issue facing your community today?

Answer: speed for drivers

Female, DTS, US born, 18-34, Up to 5 years, Encinitas, English

Question: What is the most important issue facing your community today?

Answer: no idea

Female, Democratic, Birthplace unknown, 18-34, Up to 5 years, Encinitas, English

Question: What is the most important issue facing your community today?

Answer: too much traffic

Male, DTS, US born, 65+, Up to 10 years, Cardiff By The Sea, English

Question: What is the most important issue facing your community today?

Answer: drunkenness

Male, DTS, US born, 65+, Up to 20 years, Encinitas, English

Question: What is the most important issue facing your community today?

Answer: Gay lesbian -LGBT

Male, Republican, US born, 55-64, Up to 10 years, Encinitas, English

Question: What is the most important issue facing your community today?

Answer: I don't know

Female, Democratic, US born, 18-34, Less than one year, Encinitas, English

Question: What is the most important issue facing your community today?

Answer: homelessness

Female, Republican, US born, 55-64, More than 20 years, Encinitas, English

Question: What is the most important issue facing your community today?

Answer: I have no idea

Female, Democratic, US born, 35-54, Up to 10 years, Cardiff By The Sea, English

Question: What is the most important issue facing your community today?

Answer: Growth, to retain open space for wildlife

Female, Democratic, US born, 65+, Up to 10 years, Encinitas, English

Question: What is the most important issue facing your community today?

Answer: high density bonus

Female, Republican, US born, 55-64, Up to 20 years, Encinitas, English

Question: What is the most important issue facing your community today?

Answer: bad economy, what is really facing waged stagnation high cost of living lack of affordable house

Female, Republican, US born, 55-64, More than 20 years, Cardiff By The Sea, English

Question: What is the most important issue facing your community today?

Answer: don't know

Female, Democratic, US born, 55-64, More than 20 years, Encinitas, English

Question: What is the most important issue facing your community today?

Answer: housing density and traffic

Female, Democratic, US born, 35-54, Up to 10 years, Encinitas, English

Question: What is the most important issue facing your community today?

Answer: community character

Male, Democratic, US born, 65+, Up to 20 years, Encinitas, English

Question: What is the most important issue facing your community today?

Answer: Water shortage

Male, DTS, US born, 65+, Up to 20 years, Cardiff By The Sea, English

Question: What is the most important issue facing your community today?

Answer: safety

Female, DTS, US born, 55-64, Up to 5 years, Cardiff By The Sea, English

Question: What is the most important issue facing your community today?

Answer: drought in CA

Female, Republican, US born, 35-54, Up to 10 years, Encinitas, English

Question: What is the most important issue facing your community today?

Answer: homelessness

Male, Democratic, US born, 55-64, Up to 20 years, Cardiff By The Sea, English

Question: What is the most important issue facing your community today?

Answer: income stagnation - because people cant afford where they live

Male, Republican, US born, 65+, More than 20 years, Encinitas, English

Question: What is the most important issue facing your community today?

Answer: development

Female, Democratic, US born, 35-54, Up to 10 years, Encinitas, English

Question: What is the most important issue facing your community today?

Answer: open space

Male, DTS, Foreign born, 65+, Less than one year, Encinitas, English

Question: *What is the most important issue facing your community today?*

Answer: *environmental problem*

Female, Democratic, US born, 65+, More than 20 years, Encinitas, English

Question: *What is the most important issue facing your community today?*

Answer: *traffic need to use mass transit more often*

Female, Democratic, US born, 65+, More than 20 years, Encinitas, English

Question: *What is the most important issue facing your community today?*

Answer: *needing a lot art music in the school system*

Female, Democratic, Foreign born, 55-64, Up to 20 years, Encinitas, English

Question: *What is the most important issue facing your community today?*

Answer: *traffic is too much*

Female, Unknown, US born, 35-54, Up to 20 years, Encinitas, English

Question: *What is the most important issue facing your community today?*

Answer: *Traffic too much traffic*

Male, Democratic, US born, 55-64, More than 20 years, Encinitas, English

Question: *What is the most important issue facing your community today?*

Answer: *rent control - it's so high*

Male, Democratic, US born, 65+, Up to 10 years, Cardiff By The Sea, English

Question: *What is the most important issue facing your community today?*

Answer: *over building, short of water*

Female, Republican, US born, 65+, Up to 5 years, Cardiff By The Sea, English

Question: *What is the most important issue facing your community today?*

Answer: *safety*

Female, Republican, US born, 65+, Up to 20 years, Encinitas, English

Question: *What is the most important issue facing your community today?*

Answer: *rail trail to make a park a lot of constructions and noise*

Male, Republican, US born, 65+, Up to 5 years, Encinitas, English

Question: *What is the most important issue facing your community today?*

Answer: *safety*

Female, DTS, US born, 35-54, Up to 5 years, Cardiff By The Sea, English

Question: *What is the most important issue facing your community today?*

Answer: *low income housing*

Female, DTS, US born, 65+, Up to 5 years, Encinitas, English

Question: *What is the most important issue facing your community today?*

Answer: *lack of public car*

Male, Republican, US born, 65+, Up to 20 years, Cardiff By The Sea, English

Question: *What is the most important issue facing your community today?*

Answer: *no idea*

Female, Unknown, US born, 65+, More than 20 years, Encinitas, English

Question: *What is the most important issue facing your community today?*

Answer: *water shortage*

Male, Republican, US born, 65+, More than 20 years, Encinitas, English

Question: What is the most important issue facing your community today?

Answer: Educational path

Unknown, DTS, Foreign born, 35-54, Less than one year, Encinitas, English

Question: What is the most important issue facing your community today?

Answer: economy

Female, Republican, US born, 35-54, Up to 10 years, Encinitas, English

Question: What is the most important issue facing your community today?

Answer: no issue

Female, Republican, US born, 35-54, Less than one year, Encinitas, English

Question: What is the most important issue facing your community today?

Answer: Parking

Male, DTS, US born, 55-64, Up to 10 years, Encinitas, English

Question: What is the most important issue facing your community today?

Answer: adequate education Elementary

Male, DTS, US born, 55-64, Up to 10 years, Cardiff By The Sea, English

Question: What is the most important issue facing your community today?

Answer: traffic

Male, Republican, US born, 35-54, Up to 5 years, Cardiff By The Sea, English

Question: What is the most important issue facing your community today?

Answer: I would say it's having my kids going to school

Male, Unknown, US born, 35-54, Up to 20 years, Encinitas, English

Question: What is the most important issue facing your community today?

Answer: nightmare situation that our politics are in with the pathetic options with the republican and democratic party

Female, Republican, US born, 35-54, Up to 10 years, Cardiff By The Sea, English

Question: What is the most important issue facing your community today?

Answer: Taxes going up

Female, Republican, US born, 35-54, Up to 5 years, Cardiff By The Sea, English

Question: What is the most important issue facing your community today?

Answer: probably over development

Male, DTS, US born, 35-54, Up to 20 years, Encinitas, English

Question: What is the most important issue facing your community today?

Answer: Drought

Male, Republican, US born, 55-64, More than 20 years, Encinitas, English

Question: What is the most important issue facing your community today?

Answer: Housing is very expensive

Female, DTS, US born, 35-54, Up to 10 years, Encinitas, English

Question: What is the most important issue facing your community today?

Answer: Salary and employment

Female, Republican, US born, 55-64, Up to 20 years, Encinitas, English

Question: What is the most important issue facing your community today?

Answer: homelessness

Female, DTS, US born, 55-64, Up to 20 years, Encinitas, English
Question: *What is the most important issue facing your community today?*
Answer: *homelessness*

Female, DTS, Foreign born, 55-64, Up to 10 years, Encinitas, English
Question: *What is the most important issue facing your community today?*
Answer: *not enough housing for everyone*

Female, DTS, Foreign born, 35-54, Up to 10 years, Encinitas, Spanish
Question: *What is the most important issue facing your community today?*
Answer: *employment*

Female, DTS, Foreign born, 35-54, Up to 10 years, Encinitas, Spanish
Question: *What is the most important issue facing your community today?*
Answer: *too much traffic*

Female, DTS, US born, 55-64, More than 20 years, Encinitas, English
Question: *What is the most important issue facing your community today?*
Answer: *transparency in the government and city council*

Female, DTS, US born, 55-64, Up to 20 years, Encinitas, English
Question: *What is the most important issue facing your community today?*
Answer: *traffic congestion and bad roads*

Female, DTS, US born, 55-64, Up to 10 years, Encinitas, English
Question: *What is the most important issue facing your community today?*
Answer: *homelessness due to high housing and rental prices*

Female, DTS, US born, 55-64, More than 20 years, Encinitas, English
Question: *What is the most important issue facing your community today?*
Answer: *homelessness*

Female, DTS, US born, 35-54, Up to 10 years, Encinitas, English
Question: *What is the most important issue facing your community today?*
Answer: *too much crowdedness*

Female, DTS, US born, 35-54, Up to 20 years, Encinitas, English
Question: *What is the most important issue facing your community today?*
Answer: *homelessness*

Female, Republican, US born, 35-54, Up to 20 years, Encinitas, English
Question: *What is the most important issue facing your community today?*
Answer: *homelessness*

Female, Republican, US born, 55-64, More than 20 years, Encinitas, English
Question: *What is the most important issue facing your community today?*
Answer: *housing is too pricy*

Female, Republican, US born, 35-54, Up to 20 years, Encinitas, English
Question: *What is the most important issue facing your community today?*
Answer: *low income families cannot afford to buy houses*

Female, Republican, US born, 55-64, Less than one year, Encinitas, English
Question: *What is the most important issue facing your community today?*
Answer: *it's too overcrowded*

Female, Republican, US born, 35-54, Up to 20 years, Encinitas, English

Question: What is the most important issue facing your community today?

Answer: too much traffic

Female, Republican, US born, 35-54, Up to 20 years, Encinitas, English

Question: What is the most important issue facing your community today?

Answer: high cost of houses, many arent able to afford

Female, Republican, Foreign born, 55-64, Up to 5 years, Encinitas, English

Question: What is the most important issue facing your community today?

Answer: too much traffic and crowdedness

Female, Republican, US born, 55-64, More than 20 years, Encinitas, English

Question: What is the most important issue facing your community today?

Answer: homelessness is a big problem

Female, Republican, US born, 55-64, Up to 20 years, Encinitas, English

Question: What is the most important issue facing your community today?

Answer: high rent and low paying job

Male, Republican, US born, 35-54, Up to 20 years, Encinitas, Spanish

Question: What is the most important issue facing your community today?

Answer: HIGH RENT

Male, Republican, US born, 18-34, Up to 20 years, Encinitas, Spanish

Question: What is the most important issue facing your community today?

Answer: housing is too pricy and there's not enough housing for everyone

Female, Republican, US born, 18-34, Up to 5 years, Encinitas, English

Question: What is the most important issue facing your community today?

Answer: Taxes

VERBATIM RESPONSES

QUESTION 10



City of Encinitas - Likely Voter Survey

VERBATIM RESPONSES: Q10

Female, Democratic, US born, 55-64, More than 20 years, Cardiff By The Sea, English

Question: Is there any particular group of people that you think are being left out or left behind because of a lack of housing or because the cost of housing in Encinitas is too high for them right now?

Answer: my children and my workers the kids that I employed can't afford housing

Male, Democratic, Birthplace unknown, 65+, Up to 5 years, Encinitas, English

Question: Is there any particular group of people that you think are being left out or left behind because of a lack of housing or because the cost of housing in Encinitas is too high for them right now?

Answer: Underemployed

Female, Republican, US born, 55-64, Up to 10 years, Encinitas, English

Question: Is there any particular group of people that you think are being left out or left behind because of a lack of housing or because the cost of housing in Encinitas is too high for them right now?

Answer: unemployed or low income families

Male, Democratic, US born, 65+, Up to 5 years, Encinitas, English

Question: Is there any particular group of people that you think are being left out or left behind because of a lack of housing or because the cost of housing in Encinitas is too high for them right now?

Answer: no they can't afford it

Male, Democratic, US born, 35-54, Up to 5 years, Cardiff By The Sea, English

Question: Is there any particular group of people that you think are being left out or left behind because of a lack of housing or because the cost of housing in Encinitas is too high for them right now?

Answer: the middle class workers cannot to live in Encitas

Female, Democratic, US born, 55-64, Up to 20 years, Cardiff By The Sea, English

Question: Is there any particular group of people that you think are being left out or left behind because of a lack of housing or because the cost of housing in Encinitas is too high for them right now?

Answer: poor people

Male, Democratic, US born, 55-64, Less than one year, Encinitas, English

Question: Is there any particular group of people that you think are being left out or left behind because of a lack of housing or because the cost of housing in Encinitas is too high for them right now?

Answer: the middle class, and the lower income people

Male, Republican, US born, 35-54, Up to 10 years, Encinitas, English

Question: Is there any particular group of people that you think are being left out or left behind because of a lack of housing or because the cost of housing in Encinitas is too high for them right now?

Answer: recent crowds

Female, Republican, US born, 55-64, Up to 20 years, Encinitas, English

Question: Is there any particular group of people that you think are being left out or left behind because of a lack of housing or because the cost of housing in Encinitas is too high for them right now?

Answer: seniors middle income people and lower income people

Female, Republican, US born, 65+, Up to 20 years, Encinitas, English

Question: Is there any particular group of people that you think are being left out or left behind because of a lack of housing or because the cost of housing in Encinitas is too high for them right now?

Answer: the cost of housing is too high

Male, Republican, US born, 55-64, More than 20 years, Encinitas, English

Question: Is there any particular group of people that you think are being left out or left behind because of a

lack of housing or because the cost of housing in Encinitas is too high for them right now?

Answer: no

Male, DTS, US born, 18-34, Less than one year, Cardiff By The Sea, English

Question: Is there any particular group of people that you think are being left out or left behind because of a lack of housing or because the cost of housing in Encinitas is too high for them right now?

Answer: College students

Male, Democratic, US born, 65+, Up to 20 years, Encinitas, English

Question: Is there any particular group of people that you think are being left out or left behind because of a lack of housing or because the cost of housing in Encinitas is too high for them right now?

Answer: people earning minimum wage probably can not afford it

Male, DTS, US born, 65+, Up to 5 years, Encinitas, English

Question: Is there any particular group of people that you think are being left out or left behind because of a lack of housing or because the cost of housing in Encinitas is too high for them right now?

Answer: the poor

Male, Democratic, US born, 55-64, More than 20 years, Encinitas, English

Question: Is there any particular group of people that you think are being left out or left behind because of a lack of housing or because the cost of housing in Encinitas is too high for them right now?

Answer: no one in particular

Male, Republican, US born, 55-64, Up to 20 years, Cardiff By The Sea, English

Question: Is there any particular group of people that you think are being left out or left behind because of a lack of housing or because the cost of housing in Encinitas is too high for them right now?

Answer: cost of housing is too high

Male, Republican, US born, 65+, Up to 20 years, Encinitas, English

Question: Is there any particular group of people that you think are being left out or left behind because of a lack of housing or because the cost of housing in Encinitas is too high for them right now?

Answer: Older people

Female, Democratic, US born, 35-54, Less than one year, Encinitas, English

Question: Is there any particular group of people that you think are being left out or left behind because of a lack of housing or because the cost of housing in Encinitas is too high for them right now?

Answer: no

Female, Democratic, US born, 18-34, Less than one year, Encinitas, English

Question: Is there any particular group of people that you think are being left out or left behind because of a lack of housing or because the cost of housing in Encinitas is too high for them right now?

Answer: low income

Male, Republican, US born, 55-64, Less than one year, Encinitas, English

Question: Is there any particular group of people that you think are being left out or left behind because of a lack of housing or because the cost of housing in Encinitas is too high for them right now?

Answer: they are people who are very concern of the cost of living but I am happy with me

Male, Republican, US born, 35-54, Up to 20 years, Encinitas, English

Question: Is there any particular group of people that you think are being left out or left behind because of a lack of housing or because the cost of housing in Encinitas is too high for them right now?

Answer: it could probably go either way

Female, Democratic, US born, 35-54, Up to 20 years, Encinitas, English

Question: Is there any particular group of people that you think are being left out or left behind because of a lack of housing or because the cost of housing in Encinitas is too high for them right now?

Answer: family that are broken are unable to live in the city with their children they are not able to stay have

to get somewhere cheaper

Male, Democratic, US born, 65+, Up to 20 years, Encinitas, English

Question: Is there any particular group of people that you think are being left out or left behind because of a lack of housing or because the cost of housing in Encinitas is too high for them right now?

Answer: I think the beginning careers workers

Female, Democratic, US born, 65+, More than 20 years, Encinitas, English

Question: Is there any particular group of people that you think are being left out or left behind because of a lack of housing or because the cost of housing in Encinitas is too high for them right now?

Answer: don't know

Female, Democratic, US born, 35-54, Up to 10 years, Encinitas, English

Question: Is there any particular group of people that you think are being left out or left behind because of a lack of housing or because the cost of housing in Encinitas is too high for them right now?

Answer: homeless people young people pretty much every body the working poor

Male, Republican, US born, 35-54, Up to 10 years, Encinitas, English

Question: Is there any particular group of people that you think are being left out or left behind because of a lack of housing or because the cost of housing in Encinitas is too high for them right now?

Answer: no, start from bottom and work to the top can do it

Female, Democratic, US born, 65+, More than 20 years, Encinitas, English

Question: Is there any particular group of people that you think are being left out or left behind because of a lack of housing or because the cost of housing in Encinitas is too high for them right now?

Answer: The younger ones and the older ones

Male, Democratic, US born, 18-34, Up to 5 years, Encinitas, English

Question: Is there any particular group of people that you think are being left out or left behind because of a lack of housing or because the cost of housing in Encinitas is too high for them right now?

Answer: Lower income workers

Female, Democratic, US born, 65+, Up to 20 years, Cardiff By The Sea, English

Question: Is there any particular group of people that you think are being left out or left behind because of a lack of housing or because the cost of housing in Encinitas is too high for them right now?

Answer: the lower income persons

Female, Republican, US born, 35-54, Less than one year, Encinitas, English

Question: Is there any particular group of people that you think are being left out or left behind because of a lack of housing or because the cost of housing in Encinitas is too high for them right now?

Answer: young families

Male, Democratic, US born, 65+, More than 20 years, Encinitas, English

Question: Is there any particular group of people that you think are being left out or left behind because of a lack of housing or because the cost of housing in Encinitas is too high for them right now?

Answer: no I don't think so

Female, DTS, Birthplace unknown, 65+, Up to 20 years, Encinitas, English

Question: Is there any particular group of people that you think are being left out or left behind because of a lack of housing or because the cost of housing in Encinitas is too high for them right now?

Answer: no answer

Male, Republican, US born, 65+, Up to 20 years, Encinitas, English

Question: Is there any particular group of people that you think are being left out or left behind because of a lack of housing or because the cost of housing in Encinitas is too high for them right now?

Answer: no

Male, Democratic, US born, 35-54, Up to 5 years, Cardiff By The Sea, English

Question: Is there any particular group of people that you think are being left out or left behind because of a lack of housing or because the cost of housing in Encinitas is too high for them right now?

Answer: young professionals

Male, Democratic, US born, 35-54, Up to 10 years, Cardiff By The Sea, English

Question: Is there any particular group of people that you think are being left out or left behind because of a lack of housing or because the cost of housing in Encinitas is too high for them right now?

Answer: No

Male, DTS, US born, 55-64, Up to 20 years, Encinitas, English

Question: Is there any particular group of people that you think are being left out or left behind because of a lack of housing or because the cost of housing in Encinitas is too high for them right now?

Answer: The lower income families

Female, Democratic, US born, 35-54, Up to 10 years, Encinitas, English

Question: Is there any particular group of people that you think are being left out or left behind because of a lack of housing or because the cost of housing in Encinitas is too high for them right now?

Answer: younger, single family, minority

Female, Democratic, US born, 65+, Up to 10 years, Encinitas, English

Question: Is there any particular group of people that you think are being left out or left behind because of a lack of housing or because the cost of housing in Encinitas is too high for them right now?

Answer: people who don't have a lot of money

Female, Democratic, US born, 65+, Up to 10 years, Encinitas, English

Question: Is there any particular group of people that you think are being left out or left behind because of a lack of housing or because the cost of housing in Encinitas is too high for them right now?

Answer: I don't know

Male, Unknown, Birthplace unknown, 35-54, Up to 5 years, Cardiff By The Sea, English

Question: Is there any particular group of people that you think are being left out or left behind because of a lack of housing or because the cost of housing in Encinitas is too high for them right now?

Answer: I would think that most people can't afford it because it is San Diego and it's by the beach

Female, Democratic, US born, 55-64, Less than one year, Encinitas, English

Question: Is there any particular group of people that you think are being left out or left behind because of a lack of housing or because the cost of housing in Encinitas is too high for them right now?

Answer: I don't think so

Male, DTS, US born, 55-64, Up to 5 years, Cardiff By The Sea, English

Question: Is there any particular group of people that you think are being left out or left behind because of a lack of housing or because the cost of housing in Encinitas is too high for them right now?

Answer: young people

Female, Democratic, US born, 55-64, Less than one year, Encinitas, English

Question: Is there any particular group of people that you think are being left out or left behind because of a lack of housing or because the cost of housing in Encinitas is too high for them right now?

Answer: No answer

Male, Democratic, US born, 65+, Up to 20 years, Encinitas, English

Question: Is there any particular group of people that you think are being left out or left behind because of a lack of housing or because the cost of housing in Encinitas is too high for them right now?

Answer: any working person

Female, Democratic, US born, 35-54, Up to 10 years, Cardiff By The Sea, English

Question: Is there any particular group of people that you think are being left out or left behind because of a

lack of housing or because the cost of housing in Encinitas is too high for them right now?

Answer: artist writers freelancers general laborers

Male, Republican, US born, 65+, More than 20 years, Encinitas, English

Question: Is there any particular group of people that you think are being left out or left behind because of a lack of housing or because the cost of housing in Encinitas is too high for them right now?

Answer: first time buyers with one income

Female, DTS, US born, 35-54, Up to 20 years, Encinitas, English

Question: Is there any particular group of people that you think are being left out or left behind because of a lack of housing or because the cost of housing in Encinitas is too high for them right now?

Answer: no I don't think so

Male, DTS, US born, 35-54, Up to 10 years, Encinitas, English

Question: Is there any particular group of people that you think are being left out or left behind because of a lack of housing or because the cost of housing in Encinitas is too high for them right now?

Answer: no

Male, DTS, US born, 35-54, Up to 10 years, Encinitas, English

Question: Is there any particular group of people that you think are being left out or left behind because of a lack of housing or because the cost of housing in Encinitas is too high for them right now?

Answer: lots of people can't afford to live here

Female, DTS, US born, 35-54, Less than one year, Encinitas, English

Question: Is there any particular group of people that you think are being left out or left behind because of a lack of housing or because the cost of housing in Encinitas is too high for them right now?

Answer: no one is left out

Unknown, Republican, US born, 65+, More than 20 years, Encinitas, English

Question: Is there any particular group of people that you think are being left out or left behind because of a lack of housing or because the cost of housing in Encinitas is too high for them right now?

Answer: Young Adults

Male, Democratic, US born, 18-34, Up to 10 years, Cardiff By The Sea, English

Question: Is there any particular group of people that you think are being left out or left behind because of a lack of housing or because the cost of housing in Encinitas is too high for them right now?

Answer: no

Male, DTS, US born, 35-54, Less than one year, Encinitas, English

Question: Is there any particular group of people that you think are being left out or left behind because of a lack of housing or because the cost of housing in Encinitas is too high for them right now?

Answer: isn't enough variety of national can't afford to buy this

Female, Democratic, US born, 55-64, Up to 10 years, Cardiff By The Sea, English

Question: Is there any particular group of people that you think are being left out or left behind because of a lack of housing or because the cost of housing in Encinitas is too high for them right now?

Answer: young professional

Male, DTS, US born, 18-34, Less than one year, Encinitas, English

Question: Is there any particular group of people that you think are being left out or left behind because of a lack of housing or because the cost of housing in Encinitas is too high for them right now?

Answer: lower income people

Female, Democratic, Foreign born, 35-54, Less than one year, Encinitas, English

Question: Is there any particular group of people that you think are being left out or left behind because of a lack of housing or because the cost of housing in Encinitas is too high for them right now?

Answer: young families

Female, Democratic, US born, 55-64, Up to 20 years, Encinitas, English

Question: Is there any particular group of people that you think are being left out or left behind because of a lack of housing or because the cost of housing in Encinitas is too high for them right now?

Answer: The Seniors

Male, Republican, US born, 65+, Up to 5 years, Encinitas, English

Question: Is there any particular group of people that you think are being left out or left behind because of a lack of housing or because the cost of housing in Encinitas is too high for them right now?

Answer: No

Female, Republican, US born, 55-64, Up to 20 years, Encinitas, English

Question: Is there any particular group of people that you think are being left out or left behind because of a lack of housing or because the cost of housing in Encinitas is too high for them right now?

Answer: No answer

Male, Democratic, Foreign born, 55-64, Up to 10 years, Cardiff By The Sea, English

Question: Is there any particular group of people that you think are being left out or left behind because of a lack of housing or because the cost of housing in Encinitas is too high for them right now?

Answer: no a wide variety of people that are affected

Female, Republican, Birthplace unknown, 35-54, Up to 20 years, Encinitas, English

Question: Is there any particular group of people that you think are being left out or left behind because of a lack of housing or because the cost of housing in Encinitas is too high for them right now?

Answer: No answer

Male, Democratic, US born, 65+, More than 20 years, Encinitas, English

Question: Is there any particular group of people that you think are being left out or left behind because of a lack of housing or because the cost of housing in Encinitas is too high for them right now?

Answer: single people, seniors, single parents

Female, Democratic, US born, 65+, Up to 20 years, Encinitas, English

Question: Is there any particular group of people that you think are being left out or left behind because of a lack of housing or because the cost of housing in Encinitas is too high for them right now?

Answer: no

Unknown, DTS, US born, 18-34, Up to 5 years, Encinitas, English

Question: Is there any particular group of people that you think are being left out or left behind because of a lack of housing or because the cost of housing in Encinitas is too high for them right now?

Answer: no

Male, Democratic, US born, 35-54, Up to 20 years, Encinitas, English

Question: Is there any particular group of people that you think are being left out or left behind because of a lack of housing or because the cost of housing in Encinitas is too high for them right now?

Answer: Young People 20-30 price too high

Male, DTS, US born, 18-34, Up to 20 years, Encinitas, English

Question: Is there any particular group of people that you think are being left out or left behind because of a lack of housing or because the cost of housing in Encinitas is too high for them right now?

Answer: No I don't think there is a particular group of people

Male, Democratic, Foreign born, 18-34, Less than one year, Encinitas, English

Question: Is there any particular group of people that you think are being left out or left behind because of a lack of housing or because the cost of housing in Encinitas is too high for them right now?

Answer: yes

Male, DTS, US born, 18-34, Less than one year, Cardiff By The Sea, English

Question: Is there any particular group of people that you think are being left out or left behind because of a lack of housing or because the cost of housing in Encinitas is too high for them right now?

Answer: no

Male, Democratic, US born, 65+, More than 20 years, Encinitas, English

Question: Is there any particular group of people that you think are being left out or left behind because of a lack of housing or because the cost of housing in Encinitas is too high for them right now?

Answer: young professionals

Female, DTS, US born, 55-64, Up to 20 years, Cardiff By The Sea, English

Question: Is there any particular group of people that you think are being left out or left behind because of a lack of housing or because the cost of housing in Encinitas is too high for them right now?

Answer: people with disabilities and low income people

Male, Democratic, US born, 65+, Up to 5 years, Cardiff By The Sea, English

Question: Is there any particular group of people that you think are being left out or left behind because of a lack of housing or because the cost of housing in Encinitas is too high for them right now?

Answer: The lower income group

Male, Republican, US born, 35-54, Less than one year, Encinitas, English

Question: Is there any particular group of people that you think are being left out or left behind because of a lack of housing or because the cost of housing in Encinitas is too high for them right now?

Answer: don't know

Male, DTS, US born, 18-34, Less than one year, Encinitas, English

Question: Is there any particular group of people that you think are being left out or left behind because of a lack of housing or because the cost of housing in Encinitas is too high for them right now?

Answer: no

Male, Democratic, US born, 65+, Up to 5 years, Encinitas, English

Question: Is there any particular group of people that you think are being left out or left behind because of a lack of housing or because the cost of housing in Encinitas is too high for them right now?

Answer: all except people with high income

Male, Democratic, US born, 18-34, Up to 10 years, Encinitas, English

Question: Is there any particular group of people that you think are being left out or left behind because of a lack of housing or because the cost of housing in Encinitas is too high for them right now?

Answer: No

Male, Democratic, US born, 18-34, Less than one year, Encinitas, English

Question: Is there any particular group of people that you think are being left out or left behind because of a lack of housing or because the cost of housing in Encinitas is too high for them right now?

Answer: it too high for them cause the price for real estate is too high

Male, Republican, US born, 65+, Up to 20 years, Encinitas, English

Question: Is there any particular group of people that you think are being left out or left behind because of a lack of housing or because the cost of housing in Encinitas is too high for them right now?

Answer: I really don't know

Female, Republican, US born, 55-64, More than 20 years, Encinitas, English

Question: Is there any particular group of people that you think are being left out or left behind because of a lack of housing or because the cost of housing in Encinitas is too high for them right now?

Answer: none

Male, Republican, US born, 35-54, More than 20 years, Encinitas, English

Question: Is there any particular group of people that you think are being left out or left behind because of a lack of housing or because the cost of housing in Encinitas is too high for them right now?

Answer: low income families and young people

Male, DTS, US born, 18-34, Less than one year, Encinitas, English

Question: Is there any particular group of people that you think are being left out or left behind because of a lack of housing or because the cost of housing in Encinitas is too high for them right now?

Answer: young people and senior citizens

Male, DTS, US born, 65+, Up to 10 years, Encinitas, English

Question: Is there any particular group of people that you think are being left out or left behind because of a lack of housing or because the cost of housing in Encinitas is too high for them right now?

Answer: NO

Male, Democratic, US born, 35-54, Less than one year, Encinitas, English

Question: Is there any particular group of people that you think are being left out or left behind because of a lack of housing or because the cost of housing in Encinitas is too high for them right now?

Answer: no

Female, DTS, US born, 55-64, Up to 20 years, Encinitas, English

Question: Is there any particular group of people that you think are being left out or left behind because of a lack of housing or because the cost of housing in Encinitas is too high for them right now?

Answer: no one is left out

Male, Democratic, US born, 65+, Up to 10 years, Encinitas, English

Question: Is there any particular group of people that you think are being left out or left behind because of a lack of housing or because the cost of housing in Encinitas is too high for them right now?

Answer: low income families

Male, Democratic, US born, 65+, More than 20 years, Encinitas, English

Question: Is there any particular group of people that you think are being left out or left behind because of a lack of housing or because the cost of housing in Encinitas is too high for them right now?

Answer: young professionals

Female, Democratic, US born, 18-34, Less than one year, Cardiff By The Sea, English

Question: Is there any particular group of people that you think are being left out or left behind because of a lack of housing or because the cost of housing in Encinitas is too high for them right now?

Answer: black

Female, Republican, US born, 55-64, More than 20 years, Encinitas, English

Question: Is there any particular group of people that you think are being left out or left behind because of a lack of housing or because the cost of housing in Encinitas is too high for them right now?

Answer: lower income families

Female, Democratic, US born, 35-54, Up to 20 years, Cardiff By The Sea, English

Question: Is there any particular group of people that you think are being left out or left behind because of a lack of housing or because the cost of housing in Encinitas is too high for them right now?

Answer: young families

Female, Unknown, US born, 35-54, Up to 5 years, Encinitas, English

Question: Is there any particular group of people that you think are being left out or left behind because of a lack of housing or because the cost of housing in Encinitas is too high for them right now?

Answer: the minority class are being left out because the prices are too high

Male, Republican, Foreign born, 55-64, Up to 20 years, Encinitas, English

Question: Is there any particular group of people that you think are being left out or left behind because of a lack of housing or because the cost of housing in Encinitas is too high for them right now?

Answer: its because the cost of housing is too high

Male, Democratic, US born, 18-34, Less than one year, Encinitas, English

Question: Is there any particular group of people that you think are being left out or left behind because of a lack of housing or because the cost of housing in Encinitas is too high for them right now?

Answer: elderly

Female, Republican, US born, 55-64, Up to 5 years, Encinitas, English

Question: Is there any particular group of people that you think are being left out or left behind because of a lack of housing or because the cost of housing in Encinitas is too high for them right now?

Answer: yes the low income people

Female, DTS, US born, 65+, More than 20 years, Encinitas, English

Question: Is there any particular group of people that you think are being left out or left behind because of a lack of housing or because the cost of housing in Encinitas is too high for them right now?

Answer: I think all groups are affected

Female, DTS, US born, 35-54, Up to 10 years, Encinitas, English

Question: Is there any particular group of people that you think are being left out or left behind because of a lack of housing or because the cost of housing in Encinitas is too high for them right now?

Answer: working teacher in the area cannot afford due not enough pay and younger out of college students

Male, Democratic, US born, 35-54, Up to 10 years, Encinitas, English

Question: Is there any particular group of people that you think are being left out or left behind because of a lack of housing or because the cost of housing in Encinitas is too high for them right now?

Answer: People in poverty

Female, DTS, US born, 18-34, Less than one year, Encinitas, English

Question: Is there any particular group of people that you think are being left out or left behind because of a lack of housing or because the cost of housing in Encinitas is too high for them right now?

Answer: nope

Female, Democratic, US born, 55-64, Up to 10 years, Encinitas, English

Question: Is there any particular group of people that you think are being left out or left behind because of a lack of housing or because the cost of housing in Encinitas is too high for them right now?

Answer: no

Male, Republican, US born, 55-64, Up to 5 years, Cardiff By The Sea, English

Question: Is there any particular group of people that you think are being left out or left behind because of a lack of housing or because the cost of housing in Encinitas is too high for them right now?

Answer: sure some people are

Male, DTS, US born, 55-64, Up to 20 years, Encinitas, English

Question: Is there any particular group of people that you think are being left out or left behind because of a lack of housing or because the cost of housing in Encinitas is too high for them right now?

Answer: single person family

Male, Republican, US born, 65+, More than 20 years, Encinitas, English

Question: Is there any particular group of people that you think are being left out or left behind because of a lack of housing or because the cost of housing in Encinitas is too high for them right now?

Answer: Low income people, families

Female, Unknown, US born, 35-54, Less than one year, Encinitas, English

Question: Is there any particular group of people that you think are being left out or left behind because of a lack of housing or because the cost of housing in Encinitas is too high for them right now?

Answer: No answer

Male, Unknown, US born, 18-34, Up to 5 years, Encinitas, English

Question: Is there any particular group of people that you think are being left out or left behind because of a

lack of housing or because the cost of housing in Encinitas is too high for them right now?

Answer: LOW INCOME PERSONNEL, MIDDLE AS WELL

Female, DTS, Birthplace unknown, 35-54, Less than one year, Encinitas, English

Question: Is there any particular group of people that you think are being left out or left behind because of a lack of housing or because the cost of housing in Encinitas is too high for them right now?

Answer: young people, families, homeless

Female, Republican, US born, 65+, Up to 10 years, Encinitas, English

Question: Is there any particular group of people that you think are being left out or left behind because of a lack of housing or because the cost of housing in Encinitas is too high for them right now?

Answer: no

Female, Unknown, US born, 65+, Up to 20 years, Encinitas, English

Question: Is there any particular group of people that you think are being left out or left behind because of a lack of housing or because the cost of housing in Encinitas is too high for them right now?

Answer: young families in the 20's

Male, DTS, US born, 18-34, Up to 10 years, Encinitas, English

Question: Is there any particular group of people that you think are being left out or left behind because of a lack of housing or because the cost of housing in Encinitas is too high for them right now?

Answer: not that I'm aware up

Female, Republican, US born, 35-54, Up to 20 years, Cardiff By The Sea, English

Question: Is there any particular group of people that you think are being left out or left behind because of a lack of housing or because the cost of housing in Encinitas is too high for them right now?

Answer: no

Female, DTS, Birthplace unknown, 35-54, Less than one year, Encinitas, English

Question: Is there any particular group of people that you think are being left out or left behind because of a lack of housing or because the cost of housing in Encinitas is too high for them right now?

Answer: young families young professionals

Female, Democratic, US born, 65+, Up to 20 years, Encinitas, English

Question: Is there any particular group of people that you think are being left out or left behind because of a lack of housing or because the cost of housing in Encinitas is too high for them right now?

Answer: No

Male, Republican, US born, 18-34, Less than one year, Encinitas, English

Question: Is there any particular group of people that you think are being left out or left behind because of a lack of housing or because the cost of housing in Encinitas is too high for them right now?

Answer: anybody that is economically unfortunate

Female, DTS, US born, 35-54, Up to 10 years, Cardiff By The Sea, English

Question: Is there any particular group of people that you think are being left out or left behind because of a lack of housing or because the cost of housing in Encinitas is too high for them right now?

Answer: I don't know

Male, Democratic, US born, 65+, Up to 20 years, Encinitas, English

Question: Is there any particular group of people that you think are being left out or left behind because of a lack of housing or because the cost of housing in Encinitas is too high for them right now?

Answer: no comments

Male, Democratic, Foreign born, 55-64, Up to 5 years, Encinitas, English

Question: Is there any particular group of people that you think are being left out or left behind because of a lack of housing or because the cost of housing in Encinitas is too high for them right now?

Answer: low income people

Female, Republican, US born, 65+, More than 20 years, Encinitas, English

Question: Is there any particular group of people that you think are being left out or left behind because of a lack of housing or because the cost of housing in Encinitas is too high for them right now?

Answer: No

Male, DTS, Birthplace unknown, 65+, More than 20 years, Encinitas, English

Question: Is there any particular group of people that you think are being left out or left behind because of a lack of housing or because the cost of housing in Encinitas is too high for them right now?

Answer: younger generation

Female, Democratic, US born, 65+, Up to 10 years, Encinitas, English

Question: Is there any particular group of people that you think are being left out or left behind because of a lack of housing or because the cost of housing in Encinitas is too high for them right now?

Answer: yes because it says that housing will be affordable

Female, Republican, US born, 65+, More than 20 years, Cardiff By The Sea, English

Question: Is there any particular group of people that you think are being left out or left behind because of a lack of housing or because the cost of housing in Encinitas is too high for them right now?

Answer: working class

Male, Republican, US born, 55-64, Less than one year, Encinitas, English

Question: Is there any particular group of people that you think are being left out or left behind because of a lack of housing or because the cost of housing in Encinitas is too high for them right now?

Answer: long term locals that worked with average jobs, service industries, teachers and yoga people and meditation people

Male, DTS, US born, 35-54, Up to 10 years, Encinitas, English

Question: Is there any particular group of people that you think are being left out or left behind because of a lack of housing or because the cost of housing in Encinitas is too high for them right now?

Answer: seniors

Female, Democratic, US born, 35-54, Up to 10 years, Encinitas, English

Question: Is there any particular group of people that you think are being left out or left behind because of a lack of housing or because the cost of housing in Encinitas is too high for them right now?

Answer: families

Female, Democratic, US born, 65+, Up to 20 years, Cardiff By The Sea, English

Question: Is there any particular group of people that you think are being left out or left behind because of a lack of housing or because the cost of housing in Encinitas is too high for them right now?

Answer: no

Male, Republican, US born, 18-34, More than 20 years, Encinitas, English

Question: Is there any particular group of people that you think are being left out or left behind because of a lack of housing or because the cost of housing in Encinitas is too high for them right now?

Answer: the work poor

Male, Democratic, US born, 65+, More than 20 years, Cardiff By The Sea, English

Question: Is there any particular group of people that you think are being left out or left behind because of a lack of housing or because the cost of housing in Encinitas is too high for them right now?

Answer: No

Male, DTS, US born, 18-34, Up to 20 years, Encinitas, English

Question: Is there any particular group of people that you think are being left out or left behind because of a lack of housing or because the cost of housing in Encinitas is too high for them right now?

Answer: young families and folks with low income

Female, DTS, US born, 65+, Less than one year, Encinitas, English

Question: Is there any particular group of people that you think are being left out or left behind because of a lack of housing or because the cost of housing in Encinitas is too high for them right now?

Answer: the children in the future and my ex wife so that I can see my kids more often

Male, Democratic, US born, 65+, Up to 10 years, Encinitas, English

Question: Is there any particular group of people that you think are being left out or left behind because of a lack of housing or because the cost of housing in Encinitas is too high for them right now?

Answer: people on low income, handicapped, younger people just starting off

Male, Democratic, US born, 35-54, Up to 10 years, Encinitas, English

Question: Is there any particular group of people that you think are being left out or left behind because of a lack of housing or because the cost of housing in Encinitas is too high for them right now?

Answer: no one

Male, Democratic, US born, 65+, Up to 5 years, Encinitas, English

Question: Is there any particular group of people that you think are being left out or left behind because of a lack of housing or because the cost of housing in Encinitas is too high for them right now?

Answer: no

Female, Republican, US born, 55-64, Up to 20 years, Encinitas, English

Question: Is there any particular group of people that you think are being left out or left behind because of a lack of housing or because the cost of housing in Encinitas is too high for them right now?

Answer: There is a migrant population who does not get the housing

Male, Republican, US born, 65+, More than 20 years, Encinitas, English

Question: Is there any particular group of people that you think are being left out or left behind because of a lack of housing or because the cost of housing in Encinitas is too high for them right now?

Answer: nope, I don't think there is any group if there is I'm not sure I want them in this town

Male, DTS, US born, 35-54, Less than one year, Cardiff By The Sea, English

Question: Is there any particular group of people that you think are being left out or left behind because of a lack of housing or because the cost of housing in Encinitas is too high for them right now?

Answer: Yes young adults

Male, Republican, Foreign born, 65+, Up to 20 years, Encinitas, English

Question: Is there any particular group of people that you think are being left out or left behind because of a lack of housing or because the cost of housing in Encinitas is too high for them right now?

Answer: not sure

Female, Democratic, US born, 65+, More than 20 years, Cardiff By The Sea, English

Question: Is there any particular group of people that you think are being left out or left behind because of a lack of housing or because the cost of housing in Encinitas is too high for them right now?

Answer: service industry people that go to school, young people

Male, Democratic, US born, 65+, More than 20 years, Cardiff By The Sea, English

Question: Is there any particular group of people that you think are being left out or left behind because of a lack of housing or because the cost of housing in Encinitas is too high for them right now?

Answer: working family people who are in the service industry and the people who work in the local store

Male, Democratic, US born, 35-54, Less than one year, Encinitas, English

Question: Is there any particular group of people that you think are being left out or left behind because of a lack of housing or because the cost of housing in Encinitas is too high for them right now?

Answer: I don't know

Female, Democratic, US born, 35-54, Less than one year, Encinitas, English

Question: Is there any particular group of people that you think are being left out or left behind because of a

lack of housing or because the cost of housing in Encinitas is too high for them right now?

Answer: no

Female, Democratic, US born, 18-34, Less than one year, Encinitas, English

Question: Is there any particular group of people that you think are being left out or left behind because of a lack of housing or because the cost of housing in Encinitas is too high for them right now?

Answer: yes

Female, Democratic, US born, 55-64, More than 20 years, Encinitas, English

Question: Is there any particular group of people that you think are being left out or left behind because of a lack of housing or because the cost of housing in Encinitas is too high for them right now?

Answer: no

Male, Republican, US born, 35-54, Up to 20 years, Encinitas, English

Question: Is there any particular group of people that you think are being left out or left behind because of a lack of housing or because the cost of housing in Encinitas is too high for them right now?

Answer: minimum wage workers

Male, DTS, US born, 65+, Up to 20 years, Cardiff By The Sea, English

Question: Is there any particular group of people that you think are being left out or left behind because of a lack of housing or because the cost of housing in Encinitas is too high for them right now?

Answer: Young professionals and families

Female, Democratic, US born, 35-54, Up to 5 years, Cardiff By The Sea, English

Question: Is there any particular group of people that you think are being left out or left behind because of a lack of housing or because the cost of housing in Encinitas is too high for them right now?

Answer: middle class people

Male, DTS, US born, 18-34, Less than one year, Encinitas, English

Question: Is there any particular group of people that you think are being left out or left behind because of a lack of housing or because the cost of housing in Encinitas is too high for them right now?

Answer: not specific group

Male, Democratic, US born, 18-34, Less than one year, Encinitas, English

Question: Is there any particular group of people that you think are being left out or left behind because of a lack of housing or because the cost of housing in Encinitas is too high for them right now?

Answer: no, because I feel like that they are more than housing and it's not affordable if you can't afford it look somewhere else

Female, Democratic, US born, 55-64, Up to 5 years, Encinitas, English

Question: Is there any particular group of people that you think are being left out or left behind because of a lack of housing or because the cost of housing in Encinitas is too high for them right now?

Answer: poor people

Female, Unknown, US born, 55-64, Up to 10 years, Encinitas, English

Question: Is there any particular group of people that you think are being left out or left behind because of a lack of housing or because the cost of housing in Encinitas is too high for them right now?

Answer: the uneducated class

Female, Republican, US born, 65+, More than 20 years, Encinitas, English

Question: Is there any particular group of people that you think are being left out or left behind because of a lack of housing or because the cost of housing in Encinitas is too high for them right now?

Answer: no really

Male, Republican, US born, 35-54, Up to 10 years, Encinitas, English

Question: Is there any particular group of people that you think are being left out or left behind because of a lack of housing or because the cost of housing in Encinitas is too high for them right now?

Answer: no

Male, Republican, US born, 35-54, Up to 10 years, Encinitas, English

Question: Is there any particular group of people that you think are being left out or left behind because of a lack of housing or because the cost of housing in Encinitas is too high for them right now?

Answer: anybody normal level of working

Unknown, DTS, US born, 18-34, Less than one year, Encinitas, English

Question: Is there any particular group of people that you think are being left out or left behind because of a lack of housing or because the cost of housing in Encinitas is too high for them right now?

Answer: Asians, Europeans, Canadians, Hispanics

Female, DTS, US born, 35-54, Less than one year, Encinitas, English

Question: Is there any particular group of people that you think are being left out or left behind because of a lack of housing or because the cost of housing in Encinitas is too high for them right now?

Answer: no

Male, Unknown, US born, 65+, Up to 10 years, Cardiff By The Sea, English

Question: Is there any particular group of people that you think are being left out or left behind because of a lack of housing or because the cost of housing in Encinitas is too high for them right now?

Answer: not at all

Female, Republican, US born, 35-54, Up to 5 years, Encinitas, English

Question: Is there any particular group of people that you think are being left out or left behind because of a lack of housing or because the cost of housing in Encinitas is too high for them right now?

Answer: working people

Male, Republican, US born, 35-54, Up to 10 years, Cardiff By The Sea, English

Question: Is there any particular group of people that you think are being left out or left behind because of a lack of housing or because the cost of housing in Encinitas is too high for them right now?

Answer: low income people

Female, Democratic, US born, 65+, More than 20 years, Cardiff By The Sea, English

Question: Is there any particular group of people that you think are being left out or left behind because of a lack of housing or because the cost of housing in Encinitas is too high for them right now?

Answer: hard working people

Male, Republican, US born, 65+, Up to 20 years, Encinitas, English

Question: Is there any particular group of people that you think are being left out or left behind because of a lack of housing or because the cost of housing in Encinitas is too high for them right now?

Answer: No

Female, Democratic, Birthplace unknown, 55-64, More than 20 years, Encinitas, English

Question: Is there any particular group of people that you think are being left out or left behind because of a lack of housing or because the cost of housing in Encinitas is too high for them right now?

Answer: there is a lot of people been let out anybody who not a billion year like Donald trump and anybody who is not in the 99's members club

Male, DTS, Birthplace unknown, 35-54, Up to 5 years, Cardiff By The Sea, English

Question: Is there any particular group of people that you think are being left out or left behind because of a lack of housing or because the cost of housing in Encinitas is too high for them right now?

Answer: no

Male, Unknown, US born, 35-54, Up to 20 years, Encinitas, English

Question: Is there any particular group of people that you think are being left out or left behind because of a lack of housing or because the cost of housing in Encinitas is too high for them right now?

Answer: no

Female, Republican, US born, 18-34, Less than one year, Encinitas, English

Question: Is there any particular group of people that you think are being left out or left behind because of a lack of housing or because the cost of housing in Encinitas is too high for them right now?

Answer: no I don't think so at all I don't think there is anybody being left out if you can afford it, buy it and move in

Male, Republican, US born, 65+, Up to 10 years, Encinitas, English

Question: Is there any particular group of people that you think are being left out or left behind because of a lack of housing or because the cost of housing in Encinitas is too high for them right now?

Answer: No

Female, Republican, US born, 65+, More than 20 years, Encinitas, English

Question: Is there any particular group of people that you think are being left out or left behind because of a lack of housing or because the cost of housing in Encinitas is too high for them right now?

Answer: People who made a hundred fifty thousand dollars a year

Male, DTS, US born, 35-54, Up to 20 years, Encinitas, English

Question: Is there any particular group of people that you think are being left out or left behind because of a lack of housing or because the cost of housing in Encinitas is too high for them right now?

Answer: young professionals

Male, Unknown, US born, 35-54, Up to 5 years, Encinitas, English

Question: Is there any particular group of people that you think are being left out or left behind because of a lack of housing or because the cost of housing in Encinitas is too high for them right now?

Answer: No answer

Female, Democratic, US born, 55-64, More than 20 years, Encinitas, English

Question: Is there any particular group of people that you think are being left out or left behind because of a lack of housing or because the cost of housing in Encinitas is too high for them right now?

Answer: average American family

Male, Unknown, Foreign born, 35-54, Up to 5 years, Cardiff By The Sea, English

Question: Is there any particular group of people that you think are being left out or left behind because of a lack of housing or because the cost of housing in Encinitas is too high for them right now?

Answer: veterans and seniors

Female, DTS, US born, 35-54, Up to 20 years, Encinitas, English

Question: Is there any particular group of people that you think are being left out or left behind because of a lack of housing or because the cost of housing in Encinitas is too high for them right now?

Answer: young families

Female, Republican, US born, 55-64, Less than one year, Encinitas, English

Question: Is there any particular group of people that you think are being left out or left behind because of a lack of housing or because the cost of housing in Encinitas is too high for them right now?

Answer: young people

Male, Democratic, US born, 55-64, Up to 10 years, Encinitas, English

Question: Is there any particular group of people that you think are being left out or left behind because of a lack of housing or because the cost of housing in Encinitas is too high for them right now?

Answer: there is probably people who are left out because of those factors

Male, Republican, US born, 65+, More than 20 years, Encinitas, English

Question: Is there any particular group of people that you think are being left out or left behind because of a lack of housing or because the cost of housing in Encinitas is too high for them right now?

Answer: I don't know

Female, Democratic, US born, 55-64, Up to 20 years, Encinitas, English

Question: Is there any particular group of people that you think are being left out or left behind because of a lack of housing or because the cost of housing in Encinitas is too high for them right now?

Answer: I think the musicians and artists, people who don't have a specific job(serving jobs)

Male, Unknown, US born, 35-54, Less than one year, Encinitas, English

Question: Is there any particular group of people that you think are being left out or left behind because of a lack of housing or because the cost of housing in Encinitas is too high for them right now?

Answer: nothing

Male, Republican, US born, 18-34, Up to 10 years, Encinitas, English

Question: Is there any particular group of people that you think are being left out or left behind because of a lack of housing or because the cost of housing in Encinitas is too high for them right now?

Answer: working families with smaller incomes

Female, DTS, US born, 65+, Up to 20 years, Encinitas, English

Question: Is there any particular group of people that you think are being left out or left behind because of a lack of housing or because the cost of housing in Encinitas is too high for them right now?

Answer: Hispanic family, young families

Female, Democratic, US born, 18-34, Less than one year, Encinitas, English

Question: Is there any particular group of people that you think are being left out or left behind because of a lack of housing or because the cost of housing in Encinitas is too high for them right now?

Answer: Rent is a little bit to high

Female, Democratic, US born, 35-54, Less than one year, Cardiff By The Sea, English

Question: Is there any particular group of people that you think are being left out or left behind because of a lack of housing or because the cost of housing in Encinitas is too high for them right now?

Answer: young and the elderly people

Male, Republican, US born, 35-54, Up to 5 years, Encinitas, English

Question: Is there any particular group of people that you think are being left out or left behind because of a lack of housing or because the cost of housing in Encinitas is too high for them right now?

Answer: low income immigrant families

Male, Democratic, US born, 18-34, Less than one year, Encinitas, English

Question: Is there any particular group of people that you think are being left out or left behind because of a lack of housing or because the cost of housing in Encinitas is too high for them right now?

Answer: no, I don't believe so

Male, Republican, US born, 35-54, Up to 10 years, Encinitas, English

Question: Is there any particular group of people that you think are being left out or left behind because of a lack of housing or because the cost of housing in Encinitas is too high for them right now?

Answer: mentally ill

Male, Republican, US born, 65+, Up to 10 years, Encinitas, English

Question: Is there any particular group of people that you think are being left out or left behind because of a lack of housing or because the cost of housing in Encinitas is too high for them right now?

Answer: no I do not

Female, Republican, US born, 55-64, Less than one year, Encinitas, English

Question: Is there any particular group of people that you think are being left out or left behind because of a lack of housing or because the cost of housing in Encinitas is too high for them right now?

Answer: none

Male, DTS, US born, 35-54, Up to 20 years, Encinitas, English

Question: Is there any particular group of people that you think are being left out or left behind because of a

lack of housing or because the cost of housing in Encinitas is too high for them right now?

Answer: people in the middle or lower class

Male, Republican, US born, 35-54, Less than one year, Encinitas, English

Question: Is there any particular group of people that you think are being left out or left behind because of a lack of housing or because the cost of housing in Encinitas is too high for them right now?

Answer: local young adults

Female, Democratic, US born, 35-54, Less than one year, Encinitas, English

Question: Is there any particular group of people that you think are being left out or left behind because of a lack of housing or because the cost of housing in Encinitas is too high for them right now?

Answer: I think Latin Americans are getting pushed out as house rises rise

Female, Republican, US born, 35-54, Up to 20 years, Encinitas, English

Question: Is there any particular group of people that you think are being left out or left behind because of a lack of housing or because the cost of housing in Encinitas is too high for them right now?

Answer: young professionals

Male, Democratic, US born, 18-34, Less than one year, Encinitas, English

Question: Is there any particular group of people that you think are being left out or left behind because of a lack of housing or because the cost of housing in Encinitas is too high for them right now?

Answer: the low income family

Male, Democratic, US born, 35-54, Up to 10 years, Encinitas, English

Question: Is there any particular group of people that you think are being left out or left behind because of a lack of housing or because the cost of housing in Encinitas is too high for them right now?

Answer: that the young professional have trouble finding places their own

Female, Republican, US born, 35-54, Up to 10 years, Encinitas, English

Question: Is there any particular group of people that you think are being left out or left behind because of a lack of housing or because the cost of housing in Encinitas is too high for them right now?

Answer: New Home Buyers

Female, Democratic, US born, 55-64, Up to 5 years, Encinitas, English

Question: Is there any particular group of people that you think are being left out or left behind because of a lack of housing or because the cost of housing in Encinitas is too high for them right now?

Answer: young families or people buying their first home

Male, Republican, US born, 35-54, Less than one year, Encinitas, English

Question: Is there any particular group of people that you think are being left out or left behind because of a lack of housing or because the cost of housing in Encinitas is too high for them right now?

Answer: young people in Latinos probably

Female, Democratic, US born, 18-34, Less than one year, Encinitas, English

Question: Is there any particular group of people that you think are being left out or left behind because of a lack of housing or because the cost of housing in Encinitas is too high for them right now?

Answer: The young families and elderly people

Female, Democratic, US born, 18-34, Less than one year, Encinitas, English

Question: Is there any particular group of people that you think are being left out or left behind because of a lack of housing or because the cost of housing in Encinitas is too high for them right now?

Answer: I don't think so no one is being left out

Male, Democratic, US born, 18-34, Up to 5 years, Encinitas, English

Question: Is there any particular group of people that you think are being left out or left behind because of a lack of housing or because the cost of housing in Encinitas is too high for them right now?

Answer: the cost of housing is very high

Male, Democratic, US born, 35-54, Less than one year, Encinitas, English

Question: Is there any particular group of people that you think are being left out or left behind because of a lack of housing or because the cost of housing in Encinitas is too high for them right now?

Answer: middle to low income

Female, Democratic, US born, 65+, Up to 5 years, Encinitas, English

Question: Is there any particular group of people that you think are being left out or left behind because of a lack of housing or because the cost of housing in Encinitas is too high for them right now?

Answer: there is not a lot of low income, But no there are other places to live

Female, Democratic, Birthplace unknown, 55-64, Less than one year, Encinitas, English

Question: Is there any particular group of people that you think are being left out or left behind because of a lack of housing or because the cost of housing in Encinitas is too high for them right now?

Answer: young professionals

Female, Democratic, Foreign born, 35-54, Up to 10 years, Encinitas, English

Question: Is there any particular group of people that you think are being left out or left behind because of a lack of housing or because the cost of housing in Encinitas is too high for them right now?

Answer: working lower class has not enough housing options in Encinitas

Female, Democratic, Foreign born, 55-64, Less than one year, Encinitas, English

Question: Is there any particular group of people that you think are being left out or left behind because of a lack of housing or because the cost of housing in Encinitas is too high for them right now?

Answer: yea a lot of people have to, for the most part people struggle to live here in Encinitas, on average people are moving and going to ticonichulas because the average people can't afford to live here nope that is pretty much it

Male, DTS, US born, 35-54, Up to 5 years, Encinitas, English

Question: Is there any particular group of people that you think are being left out or left behind because of a lack of housing or because the cost of housing in Encinitas is too high for them right now?

Answer: no

Female, Republican, US born, 55-64, Up to 20 years, Encinitas, English

Question: Is there any particular group of people that you think are being left out or left behind because of a lack of housing or because the cost of housing in Encinitas is too high for them right now?

Answer: No

Male, Democratic, US born, 18-34, Up to 5 years, Encinitas, English

Question: Is there any particular group of people that you think are being left out or left behind because of a lack of housing or because the cost of housing in Encinitas is too high for them right now?

Answer: seniors it's expensive for seniors

Male, DTS, US born, 35-54, Up to 5 years, Encinitas, English

Question: Is there any particular group of people that you think are being left out or left behind because of a lack of housing or because the cost of housing in Encinitas is too high for them right now?

Answer: No

Female, Democratic, US born, 35-54, Up to 20 years, Cardiff By The Sea, English

Question: Is there any particular group of people that you think are being left out or left behind because of a lack of housing or because the cost of housing in Encinitas is too high for them right now?

Answer: opinion if can have affordable housing

Female, DTS, US born, 35-54, Up to 10 years, Encinitas, English

Question: Is there any particular group of people that you think are being left out or left behind because of a lack of housing or because the cost of housing in Encinitas is too high for them right now?

Answer: Young people, hard to get a place when you are young here

Female, DTS, Foreign born, 65+, Up to 10 years, Encinitas, English

Question: Is there any particular group of people that you think are being left out or left behind because of a lack of housing or because the cost of housing in Encinitas is too high for them right now?

Answer: everyone who doesn't have a lot of money, it is southern California, retired people because they are on a fixed income and cannot afford the taxes

Male, DTS, US born, 18-34, Up to 5 years, Encinitas, English

Question: Is there any particular group of people that you think are being left out or left behind because of a lack of housing or because the cost of housing in Encinitas is too high for them right now?

Answer: Teachers, and Latinos

Female, DTS, US born, 35-54, Up to 10 years, Encinitas, English

Question: Is there any particular group of people that you think are being left out or left behind because of a lack of housing or because the cost of housing in Encinitas is too high for them right now?

Answer: no they can go somewhere else you can't cater to everyone

Female, Democratic, US born, 35-54, Up to 5 years, Encinitas, English

Question: Is there any particular group of people that you think are being left out or left behind because of a lack of housing or because the cost of housing in Encinitas is too high for them right now?

Answer: I assume there is but I don't know

Female, Republican, US born, 35-54, Up to 10 years, Cardiff By The Sea, English

Question: Is there any particular group of people that you think are being left out or left behind because of a lack of housing or because the cost of housing in Encinitas is too high for them right now?

Answer: no

Male, Democratic, US born, 65+, Up to 10 years, Encinitas, English

Question: Is there any particular group of people that you think are being left out or left behind because of a lack of housing or because the cost of housing in Encinitas is too high for them right now?

Answer: lower class and middle class

Male, Democratic, US born, 18-34, Less than one year, Encinitas, English

Question: Is there any particular group of people that you think are being left out or left behind because of a lack of housing or because the cost of housing in Encinitas is too high for them right now?

Answer: young people and seniors

Male, Democratic, Birthplace unknown, 18-34, Less than one year, Encinitas, English

Question: Is there any particular group of people that you think are being left out or left behind because of a lack of housing or because the cost of housing in Encinitas is too high for them right now?

Answer: yea there is a lot of people left out, the service workers, I know people with 3 or 4 jobs to get by

Female, Democratic, US born, 65+, More than 20 years, Encinitas, English

Question: Is there any particular group of people that you think are being left out or left behind because of a lack of housing or because the cost of housing in Encinitas is too high for them right now?

Answer: personally, I'm not aware of that

Female, Democratic, US born, 65+, Up to 20 years, Encinitas, English

Question: Is there any particular group of people that you think are being left out or left behind because of a lack of housing or because the cost of housing in Encinitas is too high for them right now?

Answer: laborers

Female, Democratic, US born, 65+, Up to 5 years, Encinitas, English

Question: Is there any particular group of people that you think are being left out or left behind because of a lack of housing or because the cost of housing in Encinitas is too high for them right now?

Answer: young adults that are just out of college, young married couples wanting to start their families I know executives that are renting a one bedroom apartment with a child and anywhere else with their salary

they would own a home the taxes and cost of home ownership is ridiculous you definitely pay for the sunshine, it's so sad and I'm very concerned about the young people living along the coastline in California

Female, DTS, US born, 18-34, Less than one year, Encinitas, English

Question: Is there any particular group of people that you think are being left out or left behind because of a lack of housing or because the cost of housing in Encinitas is too high for them right now?

Answer: no

Female, Republican, US born, 55-64, Up to 20 years, Encinitas, English

Question: Is there any particular group of people that you think are being left out or left behind because of a lack of housing or because the cost of housing in Encinitas is too high for them right now?

Answer: low income people

Female, Republican, US born, 65+, More than 20 years, Encinitas, English

Question: Is there any particular group of people that you think are being left out or left behind because of a lack of housing or because the cost of housing in Encinitas is too high for them right now?

Answer: yes there are

Female, Democratic, US born, 65+, More than 20 years, Encinitas, English

Question: Is there any particular group of people that you think are being left out or left behind because of a lack of housing or because the cost of housing in Encinitas is too high for them right now?

Answer: no

Female, Democratic, US born, 65+, Up to 10 years, Encinitas, English

Question: Is there any particular group of people that you think are being left out or left behind because of a lack of housing or because the cost of housing in Encinitas is too high for them right now?

Answer: no

Female, Republican, US born, 65+, Up to 5 years, Encinitas, English

Question: Is there any particular group of people that you think are being left out or left behind because of a lack of housing or because the cost of housing in Encinitas is too high for them right now?

Answer: how would I know that

Male, Democratic, US born, 65+, More than 20 years, Encinitas, English

Question: Is there any particular group of people that you think are being left out or left behind because of a lack of housing or because the cost of housing in Encinitas is too high for them right now?

Answer: Young people

Female, Republican, US born, 55-64, Up to 20 years, Encinitas, English

Question: Is there any particular group of people that you think are being left out or left behind because of a lack of housing or because the cost of housing in Encinitas is too high for them right now?

Answer: families that myself

Male, DTS, US born, 18-34, Up to 10 years, Encinitas, English

Question: Is there any particular group of people that you think are being left out or left behind because of a lack of housing or because the cost of housing in Encinitas is too high for them right now?

Answer: the middle class

Female, Republican, US born, 18-34, Less than one year, Encinitas, English

Question: Is there any particular group of people that you think are being left out or left behind because of a lack of housing or because the cost of housing in Encinitas is too high for them right now?

Answer: Seniors

Male, DTS, US born, 35-54, Up to 20 years, Encinitas, English

Question: Is there any particular group of people that you think are being left out or left behind because of a lack of housing or because the cost of housing in Encinitas is too high for them right now?

Answer: I say colleges, kids

Male, Republican, US born, 35-54, More than 20 years, Encinitas, English

Question: Is there any particular group of people that you think are being left out or left behind because of a lack of housing or because the cost of housing in Encinitas is too high for them right now?

Answer: young people who just got off from college

Male, Unknown, US born, 18-34, Up to 5 years, Encinitas, English

Question: Is there any particular group of people that you think are being left out or left behind because of a lack of housing or because the cost of housing in Encinitas is too high for them right now?

Answer: Anybody that works minimum wage jobs out here because they can't afford houses

Male, DTS, Foreign born, 18-34, Less than one year, Encinitas, English

Question: Is there any particular group of people that you think are being left out or left behind because of a lack of housing or because the cost of housing in Encinitas is too high for them right now?

Answer: people who don't make enough money

Male, DTS, US born, 18-34, Up to 10 years, Encinitas, English

Question: Is there any particular group of people that you think are being left out or left behind because of a lack of housing or because the cost of housing in Encinitas is too high for them right now?

Answer: any minority group poor whites, and blacks that are people are normal more like into music

Male, Republican, US born, 18-34, Less than one year, Cardiff By The Sea, English

Question: Is there any particular group of people that you think are being left out or left behind because of a lack of housing or because the cost of housing in Encinitas is too high for them right now?

Answer: Not concerned

Male, Unknown, US born, 18-34, Up to 5 years, Encinitas, English

Question: Is there any particular group of people that you think are being left out or left behind because of a lack of housing or because the cost of housing in Encinitas is too high for them right now?

Answer: not familiar

Female, Democratic, US born, 55-64, More than 20 years, Cardiff By The Sea, English

Question: Is there any particular group of people that you think are being left out or left behind because of a lack of housing or because the cost of housing in Encinitas is too high for them right now?

Answer: Hispanics maybe, maybe the elderly who can't work

Male, Republican, Foreign born, 65+, More than 20 years, Encinitas, English

Question: Is there any particular group of people that you think are being left out or left behind because of a lack of housing or because the cost of housing in Encinitas is too high for them right now?

Answer: not sure

Female, DTS, US born, 18-34, Up to 5 years, Encinitas, English

Question: Is there any particular group of people that you think are being left out or left behind because of a lack of housing or because the cost of housing in Encinitas is too high for them right now?

Answer: I don't know

Female, Democratic, Birthplace unknown, 18-34, Up to 5 years, Encinitas, English

Question: Is there any particular group of people that you think are being left out or left behind because of a lack of housing or because the cost of housing in Encinitas is too high for them right now?

Answer: those people with low income

Male, DTS, US born, 65+, Up to 10 years, Cardiff By The Sea, English

Question: Is there any particular group of people that you think are being left out or left behind because of a lack of housing or because the cost of housing in Encinitas is too high for them right now?

Answer: poor people

Male, DTS, US born, 65+, Up to 20 years, Encinitas, English

Question: Is there any particular group of people that you think are being left out or left behind because of a lack of housing or because the cost of housing in Encinitas is too high for them right now?

Answer: age group between 20-35

Male, Republican, US born, 55-64, Up to 10 years, Encinitas, English

Question: Is there any particular group of people that you think are being left out or left behind because of a lack of housing or because the cost of housing in Encinitas is too high for them right now?

Answer: no

Female, Democratic, US born, 18-34, Less than one year, Encinitas, English

Question: Is there any particular group of people that you think are being left out or left behind because of a lack of housing or because the cost of housing in Encinitas is too high for them right now?

Answer: medium income earners

Female, Republican, US born, 55-64, More than 20 years, Encinitas, English

Question: Is there any particular group of people that you think are being left out or left behind because of a lack of housing or because the cost of housing in Encinitas is too high for them right now?

Answer: probably seniors

Female, Democratic, US born, 35-54, Up to 10 years, Cardiff By The Sea, English

Question: Is there any particular group of people that you think are being left out or left behind because of a lack of housing or because the cost of housing in Encinitas is too high for them right now?

Answer: the elderly

Female, Democratic, US born, 65+, Up to 10 years, Encinitas, English

Question: Is there any particular group of people that you think are being left out or left behind because of a lack of housing or because the cost of housing in Encinitas is too high for them right now?

Answer: assisted living centers for senior citizen

Female, Republican, US born, 55-64, Up to 20 years, Encinitas, English

Question: Is there any particular group of people that you think are being left out or left behind because of a lack of housing or because the cost of housing in Encinitas is too high for them right now?

Answer: anyone with an average income may be left behind

Female, Republican, US born, 55-64, More than 20 years, Cardiff By The Sea, English

Question: Is there any particular group of people that you think are being left out or left behind because of a lack of housing or because the cost of housing in Encinitas is too high for them right now?

Answer: people with low income

Female, Democratic, US born, 55-64, More than 20 years, Encinitas, English

Question: Is there any particular group of people that you think are being left out or left behind because of a lack of housing or because the cost of housing in Encinitas is too high for them right now?

Answer: yes millennial and young working families

Female, Democratic, US born, 35-54, Up to 10 years, Encinitas, English

Question: Is there any particular group of people that you think are being left out or left behind because of a lack of housing or because the cost of housing in Encinitas is too high for them right now?

Answer: there are groups that are left out that cannot afford

Male, Democratic, US born, 65+, Up to 20 years, Encinitas, English

Question: Is there any particular group of people that you think are being left out or left behind because of a lack of housing or because the cost of housing in Encinitas is too high for them right now?

Answer: Seniors

Male, DTS, US born, 65+, Up to 20 years, Cardiff By The Sea, English

Question: Is there any particular group of people that you think are being left out or left behind because of a lack of housing or because the cost of housing in Encinitas is too high for them right now?

Answer: No

Female, DTS, US born, 55-64, Up to 5 years, Cardiff By The Sea, English

Question: Is there any particular group of people that you think are being left out or left behind because of a lack of housing or because the cost of housing in Encinitas is too high for them right now?

Answer: middle income people

Female, Republican, US born, 35-54, Up to 10 years, Encinitas, English

Question: Is there any particular group of people that you think are being left out or left behind because of a lack of housing or because the cost of housing in Encinitas is too high for them right now?

Answer: yeah, the young

Male, Democratic, US born, 55-64, Up to 20 years, Cardiff By The Sea, English

Question: Is there any particular group of people that you think are being left out or left behind because of a lack of housing or because the cost of housing in Encinitas is too high for them right now?

Answer: Young people and immigrant status

Male, Republican, US born, 65+, More than 20 years, Encinitas, English

Question: Is there any particular group of people that you think are being left out or left behind because of a lack of housing or because the cost of housing in Encinitas is too high for them right now?

Answer: anybody that cannot afford

Female, Democratic, US born, 35-54, Up to 10 years, Encinitas, English

Question: Is there any particular group of people that you think are being left out or left behind because of a lack of housing or because the cost of housing in Encinitas is too high for them right now?

Answer: large illegal immigrant

Male, DTS, Foreign born, 65+, Less than one year, Encinitas, English

Question: Is there any particular group of people that you think are being left out or left behind because of a lack of housing or because the cost of housing in Encinitas is too high for them right now?

Answer: young people

Female, Democratic, US born, 65+, More than 20 years, Encinitas, English

Question: Is there any particular group of people that you think are being left out or left behind because of a lack of housing or because the cost of housing in Encinitas is too high for them right now?

Answer: young people can't afford the prices

Female, Democratic, US born, 65+, More than 20 years, Encinitas, English

Question: Is there any particular group of people that you think are being left out or left behind because of a lack of housing or because the cost of housing in Encinitas is too high for them right now?

Answer: young working professionals

Female, Democratic, Foreign born, 55-64, Up to 20 years, Encinitas, English

Question: Is there any particular group of people that you think are being left out or left behind because of a lack of housing or because the cost of housing in Encinitas is too high for them right now?

Answer: yes, there is not enough housing

Female, Unknown, US born, 35-54, Up to 20 years, Encinitas, English

Question: Is there any particular group of people that you think are being left out or left behind because of a lack of housing or because the cost of housing in Encinitas is too high for them right now?

Answer: Young People, come in a scene and they don't have money to buy houses

Male, Democratic, US born, 55-64, More than 20 years, Encinitas, English

Question: Is there any particular group of people that you think are being left out or left behind because of a lack of housing or because the cost of housing in Encinitas is too high for them right now?

Answer: the 50 year old

Male, Democratic, US born, 65+, Up to 10 years, Cardiff By The Sea, English

Question: Is there any particular group of people that you think are being left out or left behind because of a lack of housing or because the cost of housing in Encinitas is too high for them right now?

Answer: veterans

Female, Republican, US born, 65+, Up to 5 years, Cardiff By The Sea, English

Question: Is there any particular group of people that you think are being left out or left behind because of a lack of housing or because the cost of housing in Encinitas is too high for them right now?

Answer: young married couples

Female, Republican, US born, 65+, Up to 20 years, Encinitas, English

Question: Is there any particular group of people that you think are being left out or left behind because of a lack of housing or because the cost of housing in Encinitas is too high for them right now?

Answer: young families, 1st time home buyers like me and my family

Male, Republican, US born, 65+, Up to 5 years, Encinitas, English

Question: Is there any particular group of people that you think are being left out or left behind because of a lack of housing or because the cost of housing in Encinitas is too high for them right now?

Answer: no if they can afford it it's perfect

Female, DTS, US born, 35-54, Up to 5 years, Cardiff By The Sea, English

Question: Is there any particular group of people that you think are being left out or left behind because of a lack of housing or because the cost of housing in Encinitas is too high for them right now?

Answer: no

Female, DTS, US born, 65+, Up to 5 years, Encinitas, English

Question: Is there any particular group of people that you think are being left out or left behind because of a lack of housing or because the cost of housing in Encinitas is too high for them right now?

Answer: artist and young people

Male, Republican, US born, 65+, Up to 20 years, Cardiff By The Sea, English

Question: Is there any particular group of people that you think are being left out or left behind because of a lack of housing or because the cost of housing in Encinitas is too high for them right now?

Answer: everybody

Female, Unknown, US born, 65+, More than 20 years, Encinitas, English

Question: Is there any particular group of people that you think are being left out or left behind because of a lack of housing or because the cost of housing in Encinitas is too high for them right now?

Answer: no

Male, Republican, US born, 65+, More than 20 years, Encinitas, English

Question: Is there any particular group of people that you think are being left out or left behind because of a lack of housing or because the cost of housing in Encinitas is too high for them right now?

Answer: Yes, probably the young professionals and beginning of families

Unknown, DTS, Foreign born, 35-54, Less than one year, Encinitas, English

Question: Is there any particular group of people that you think are being left out or left behind because of a lack of housing or because the cost of housing in Encinitas is too high for them right now?

Answer: yes

Female, Republican, US born, 35-54, Up to 10 years, Encinitas, English

Question: Is there any particular group of people that you think are being left out or left behind because of a lack of housing or because the cost of housing in Encinitas is too high for them right now?

Answer: yes, golfers

Female, Republican, US born, 35-54, Less than one year, Encinitas, English

Question: Is there any particular group of people that you think are being left out or left behind because of a

lack of housing or because the cost of housing in Encinitas is too high for them right now?

Answer: Young families and veterans and workers

Male, DTS, US born, 55-64, Up to 10 years, Encinitas, English

Question: Is there any particular group of people that you think are being left out or left behind because of a lack of housing or because the cost of housing in Encinitas is too high for them right now?

Answer: young families for starting families

Male, DTS, US born, 55-64, Up to 10 years, Cardiff By The Sea, English

Question: Is there any particular group of people that you think are being left out or left behind because of a lack of housing or because the cost of housing in Encinitas is too high for them right now?

Answer: homeless

Male, Republican, US born, 35-54, Up to 5 years, Cardiff By The Sea, English

Question: Is there any particular group of people that you think are being left out or left behind because of a lack of housing or because the cost of housing in Encinitas is too high for them right now?

Answer: I don't think anybody is really left out just depends on the finances and the priorities right now

Male, Unknown, US born, 35-54, Up to 20 years, Encinitas, English

Question: Is there any particular group of people that you think are being left out or left behind because of a lack of housing or because the cost of housing in Encinitas is too high for them right now?

Answer: no

Female, Republican, US born, 35-54, Up to 10 years, Cardiff By The Sea, English

Question: Is there any particular group of people that you think are being left out or left behind because of a lack of housing or because the cost of housing in Encinitas is too high for them right now?

Answer: Seniors if they want to do more

Female, Republican, US born, 35-54, Up to 5 years, Cardiff By The Sea, English

Question: Is there any particular group of people that you think are being left out or left behind because of a lack of housing or because the cost of housing in Encinitas is too high for them right now?

Answer: I don't think so

Male, DTS, US born, 35-54, Up to 20 years, Encinitas, English

Question: Is there any particular group of people that you think are being left out or left behind because of a lack of housing or because the cost of housing in Encinitas is too high for them right now?

Answer: young professionals

Male, Republican, US born, 55-64, More than 20 years, Encinitas, English

Question: Is there any particular group of people that you think are being left out or left behind because of a lack of housing or because the cost of housing in Encinitas is too high for them right now?

Answer: the lower income families

Female, DTS, US born, 35-54, Up to 10 years, Encinitas, English

Question: Is there any particular group of people that you think are being left out or left behind because of a lack of housing or because the cost of housing in Encinitas is too high for them right now?

Answer: college and university students who will be in so much debt

Female, Republican, US born, 55-64, Up to 20 years, Encinitas, English

Question: Is there any particular group of people that you think are being left out or left behind because of a lack of housing or because the cost of housing in Encinitas is too high for them right now?

Answer: those who cannot afford housing

Female, DTS, US born, 55-64, Up to 20 years, Encinitas, English

Question: Is there any particular group of people that you think are being left out or left behind because of a lack of housing or because the cost of housing in Encinitas is too high for them right now?

Answer: new families planning on buying homes

Female, DTS, Foreign born, 55-64, Up to 10 years, Encinitas, English

Question: Is there any particular group of people that you think are being left out or left behind because of a lack of housing or because the cost of housing in Encinitas is too high for them right now?

Answer: young families

Female, DTS, Foreign born, 35-54, Up to 10 years, Encinitas, Spanish

Question: Is there any particular group of people that you think are being left out or left behind because of a lack of housing or because the cost of housing in Encinitas is too high for them right now?

Answer: low income families

Female, DTS, Foreign born, 35-54, Up to 10 years, Encinitas, Spanish

Question: Is there any particular group of people that you think are being left out or left behind because of a lack of housing or because the cost of housing in Encinitas is too high for them right now?

Answer: low income families

Female, DTS, US born, 55-64, More than 20 years, Encinitas, English

Question: Is there any particular group of people that you think are being left out or left behind because of a lack of housing or because the cost of housing in Encinitas is too high for them right now?

Answer: those who don't try hard

Female, DTS, US born, 55-64, Up to 20 years, Encinitas, English

Question: Is there any particular group of people that you think are being left out or left behind because of a lack of housing or because the cost of housing in Encinitas is too high for them right now?

Answer: young new families planning on buying their first homes

Female, DTS, US born, 55-64, Up to 10 years, Encinitas, English

Question: Is there any particular group of people that you think are being left out or left behind because of a lack of housing or because the cost of housing in Encinitas is too high for them right now?

Answer: people who don't have a lot of people

Female, DTS, US born, 55-64, More than 20 years, Encinitas, English

Question: Is there any particular group of people that you think are being left out or left behind because of a lack of housing or because the cost of housing in Encinitas is too high for them right now?

Answer: low income families and unemployed people

Female, DTS, US born, 35-54, Up to 10 years, Encinitas, English

Question: Is there any particular group of people that you think are being left out or left behind because of a lack of housing or because the cost of housing in Encinitas is too high for them right now?

Answer: low income families

Female, DTS, US born, 35-54, Up to 20 years, Encinitas, English

Question: Is there any particular group of people that you think are being left out or left behind because of a lack of housing or because the cost of housing in Encinitas is too high for them right now?

Answer: the people who dont have high incomes or good jobs or part time workers and the homeless

Female, Republican, US born, 35-54, Up to 20 years, Encinitas, English

Question: Is there any particular group of people that you think are being left out or left behind because of a lack of housing or because the cost of housing in Encinitas is too high for them right now?

Answer: young familied

Female, Republican, US born, 55-64, More than 20 years, Encinitas, English

Question: Is there any particular group of people that you think are being left out or left behind because of a lack of housing or because the cost of housing in Encinitas is too high for them right now?

Answer: the unemployed

Female, Republican, US born, 35-54, Up to 20 years, Encinitas, English

Question: Is there any particular group of people that you think are being left out or left behind because of a lack of housing or because the cost of housing in Encinitas is too high for them right now?

Answer: low income families

Female, Republican, US born, 55-64, Less than one year, Encinitas, English

Question: Is there any particular group of people that you think are being left out or left behind because of a lack of housing or because the cost of housing in Encinitas is too high for them right now?

Answer: young families

Female, Republican, US born, 35-54, Up to 20 years, Encinitas, English

Question: Is there any particular group of people that you think are being left out or left behind because of a lack of housing or because the cost of housing in Encinitas is too high for them right now?

Answer: low income

Female, Republican, US born, 35-54, Up to 20 years, Encinitas, English

Question: Is there any particular group of people that you think are being left out or left behind because of a lack of housing or because the cost of housing in Encinitas is too high for them right now?

Answer: the young adults who are just out of school with loads of debt and are interested in starting their own families shouldnt have to be burdened with the worries of finding a suitable and affordable house to live

Female, Republican, Foreign born, 55-64, Up to 5 years, Encinitas, English

Question: Is there any particular group of people that you think are being left out or left behind because of a lack of housing or because the cost of housing in Encinitas is too high for them right now?

Answer: current college students

Female, Republican, US born, 55-64, More than 20 years, Encinitas, English

Question: Is there any particular group of people that you think are being left out or left behind because of a lack of housing or because the cost of housing in Encinitas is too high for them right now?

Answer: the people who dont have jobs to pay for rent and young adults

Female, Republican, US born, 55-64, Up to 20 years, Encinitas, English

Question: Is there any particular group of people that you think are being left out or left behind because of a lack of housing or because the cost of housing in Encinitas is too high for them right now?

Answer: NEWLY GRADUATES WITH LOTS OF DEBT AND NO JOB

Male, Republican, US born, 35-54, Up to 20 years, Encinitas, Spanish

Question: Is there any particular group of people that you think are being left out or left behind because of a lack of housing or because the cost of housing in Encinitas is too high for them right now?

Answer: HE HOMELESS PEOPLE WITH NO JOBS AND INCOME

Male, Republican, US born, 18-34, Up to 20 years, Encinitas, Spanish

Question: Is there any particular group of people that you think are being left out or left behind because of a lack of housing or because the cost of housing in Encinitas is too high for them right now?

Answer: young families

Female, Republican, US born, 18-34, Up to 5 years, Encinitas, English

Question: Is there any particular group of people that you think are being left out or left behind because of a lack of housing or because the cost of housing in Encinitas is too high for them right now?

Answer: no

VERBATIM RESPONSES

QUESTION 13



City of Encinitas - Likely Voter Survey

VERBATIM RESPONSES: Q13

Female, Democratic, US born, 55-64, More than 20 years, Cardiff By The Sea, English

Question: In your own words, please tell me what you know about the Housing Element update, called "At Home in Encinitas"?

Answer: They want to meet the future needs of housing in the community but the developers are not going to be bound to charge a lower price or rent So the developers can charge whatever they want

Male, Democratic, Birthplace unknown, 65+, Up to 5 years, Encinitas, English

Question: In your own words, please tell me what you know about the Housing Element update, called "At Home in Encinitas"?

Answer: The housing element issue is very contentious

Male, Democratic, US born, 65+, Up to 5 years, Encinitas, English

Question: In your own words, please tell me what you know about the Housing Element update, called "At Home in Encinitas"?

Answer: needs more work

Male, Republican, US born, 35-54, Up to 10 years, Encinitas, English

Question: In your own words, please tell me what you know about the Housing Element update, called "At Home in Encinitas"?

Answer: they are having requirement to low income housing

Female, Republican, US born, 55-64, Up to 20 years, Encinitas, English

Question: In your own words, please tell me what you know about the Housing Element update, called "At Home in Encinitas"?

Answer: I think it's trying to prioritize options of people who lives in Encitas about housing for the future

Male, DTS, US born, 65+, Up to 5 years, Encinitas, English

Question: In your own words, please tell me what you know about the Housing Element update, called "At Home in Encinitas"?

Answer: I know it's a struggle to meet the requirement of state planning And the higher social economic level of most people

Male, Democratic, US born, 55-64, More than 20 years, Encinitas, English

Question: In your own words, please tell me what you know about the Housing Element update, called "At Home in Encinitas"?

Answer: you are against the increased in density

Male, Republican, US born, 65+, Up to 20 years, Encinitas, English

Question: In your own words, please tell me what you know about the Housing Element update, called "At Home in Encinitas"?

Answer: I don't recall

Male, Republican, US born, 35-54, Up to 20 years, Encinitas, English

Question: In your own words, please tell me what you know about the Housing Element update, called "At Home in Encinitas"?

Answer: I think it's probably still growing but has a lot of restrictions

Male, Democratic, US born, 65+, Up to 20 years, Encinitas, English

Question: In your own words, please tell me what you know about the Housing Element update, called "At Home in Encinitas"?

Answer: I know that need to have a general plan and that they been working on it for a very longtime

Male, Democratic, US born, 18-34, Up to 5 years, Encinitas, English

Question: In your own words, please tell me what you know about the Housing Element update, called "At Home in Encinitas"?

Answer: It is to redevelop parts of the city

Female, Democratic, US born, 65+, Up to 20 years, Cardiff By The Sea, English

Question: In your own words, please tell me what you know about the Housing Element update, called "At Home in Encinitas"?

Answer: I want to keep the coastal commission as it is

Male, Republican, US born, 65+, Up to 20 years, Encinitas, English

Question: In your own words, please tell me what you know about the Housing Element update, called "At Home in Encinitas"?

Answer: public forums to seek solutions for the housing

Male, Republican, US born, 65+, More than 20 years, Encinitas, English

Question: In your own words, please tell me what you know about the Housing Element update, called "At Home in Encinitas"?

Answer: could call for increase in density

Male, DTS, US born, 35-54, Up to 10 years, Encinitas, English

Question: In your own words, please tell me what you know about the Housing Element update, called "At Home in Encinitas"?

Answer: my understanding is that they are going to build more houses

Female, Democratic, US born, 55-64, Up to 10 years, Cardiff By The Sea, English

Question: In your own words, please tell me what you know about the Housing Element update, called "At Home in Encinitas"?

Answer: it currently seeking more low income housing

Male, DTS, US born, 18-34, Less than one year, Cardiff By The Sea, English

Question: In your own words, please tell me what you know about the Housing Element update, called "At Home in Encinitas"?

Answer: trying to create development

Male, Democratic, US born, 65+, More than 20 years, Encinitas, English

Question: In your own words, please tell me what you know about the Housing Element update, called "At Home in Encinitas"?

Answer: Its a citywide zoning update

Male, DTS, US born, 18-34, Less than one year, Encinitas, English

Question: In your own words, please tell me what you know about the Housing Element update, called "At Home in Encinitas"?

Answer: something that is required

Female, Republican, US born, 55-64, More than 20 years, Encinitas, English

Question: In your own words, please tell me what you know about the Housing Element update, called "At Home in Encinitas"?

Answer: trying to change the density and where it can be build

Male, Republican, US born, 35-54, More than 20 years, Encinitas, English

Question: In your own words, please tell me what you know about the Housing Element update, called "At Home in Encinitas"?

Answer: not much but I believe that they are trying to build a couple low-income house but not too sure of it

Male, DTS, US born, 65+, Up to 10 years, Encinitas, English

Question: In your own words, please tell me what you know about the Housing Element update, called "At

Home in Encinitas”?

Answer: TRYING TO BUILD LOW INCOME HOUSING IN THE CITY

Male, Democratic, US born, 65+, Up to 10 years, Encinitas, English

Question: In your own words, please tell me what you know about the Housing Element update, called “At Home in Encinitas”?

Answer: We are looking for more high density housing opportunities

Female, Republican, US born, 55-64, More than 20 years, Encinitas, English

Question: In your own words, please tell me what you know about the Housing Element update, called “At Home in Encinitas”?

Answer: went to a meeting with city council members and saw maps and pictures

Female, Unknown, US born, 35-54, Up to 5 years, Encinitas, English

Question: In your own words, please tell me what you know about the Housing Element update, called “At Home in Encinitas”?

Answer: like I said more time to read it in detail

Male, Democratic, US born, 18-34, Less than one year, Encinitas, English

Question: In your own words, please tell me what you know about the Housing Element update, called “At Home in Encinitas”?

Answer: its an interesting proposition need personal info but bad good idea

Male, Unknown, US born, 18-34, Up to 5 years, Encinitas, English

Question: In your own words, please tell me what you know about the Housing Element update, called “At Home in Encinitas”?

Answer: nothing

Female, Unknown, US born, 65+, Up to 20 years, Encinitas, English

Question: In your own words, please tell me what you know about the Housing Element update, called “At Home in Encinitas”?

Answer: think that there going to offer free map choices

Male, Republican, US born, 18-34, Less than one year, Encinitas, English

Question: In your own words, please tell me what you know about the Housing Element update, called “At Home in Encinitas”?

Answer: they waste a bunch of money so what is being presented to us is dishonest so I am going to vote against it

Male, Democratic, US born, 65+, Up to 20 years, Encinitas, English

Question: In your own words, please tell me what you know about the Housing Element update, called “At Home in Encinitas”?

Answer: no comments

Male, DTS, Birthplace unknown, 65+, More than 20 years, Encinitas, English

Question: In your own words, please tell me what you know about the Housing Element update, called “At Home in Encinitas”?

Answer: I don't really remember much not enough to comment

Female, Republican, US born, 65+, More than 20 years, Cardiff By The Sea, English

Question: In your own words, please tell me what you know about the Housing Element update, called “At Home in Encinitas”?

Answer: considering changes to zoning

Male, DTS, US born, 35-54, Up to 10 years, Encinitas, English

Question: In your own words, please tell me what you know about the Housing Element update, called “At Home in Encinitas”?

Answer: there are trying to do Intel projects to fill in blank spaces and trying to do projects for people who do not have cars to get around

Male, DTS, US born, 18-34, Up to 20 years, Encinitas, English

Question: In your own words, please tell me what you know about the Housing Element update, called "At Home in Encinitas"?

Answer: I think there on the right track because of the affordable housing

Male, Democratic, US born, 35-54, Up to 10 years, Encinitas, English

Question: In your own words, please tell me what you know about the Housing Element update, called "At Home in Encinitas"?

Answer: they are still gathering information to build the community

Male, DTS, US born, 35-54, Less than one year, Cardiff By The Sea, English

Question: In your own words, please tell me what you know about the Housing Element update, called "At Home in Encinitas"?

Answer: To provide affordable housing in Encinitas

Male, Republican, Foreign born, 65+, Up to 20 years, Encinitas, English

Question: In your own words, please tell me what you know about the Housing Element update, called "At Home in Encinitas"?

Answer: there are closer property or zoning to zones in need of public transportation

Female, Democratic, US born, 35-54, Less than one year, Encinitas, English

Question: In your own words, please tell me what you know about the Housing Element update, called "At Home in Encinitas"?

Answer: no

Female, Democratic, US born, 18-34, Less than one year, Encinitas, English

Question: In your own words, please tell me what you know about the Housing Element update, called "At Home in Encinitas"?

Answer: its to bring more affordable housing

Male, Democratic, US born, 18-34, Less than one year, Encinitas, English

Question: In your own words, please tell me what you know about the Housing Element update, called "At Home in Encinitas"?

Answer: in my opinion it is pretty upfront for high develop they want to build very high expensive house and not affordable and to make people accept more development

Female, Republican, US born, 65+, More than 20 years, Encinitas, English

Question: In your own words, please tell me what you know about the Housing Element update, called "At Home in Encinitas"?

Answer: this is a attempt to get the city to vote elements

Female, DTS, US born, 35-54, Less than one year, Encinitas, English

Question: In your own words, please tell me what you know about the Housing Element update, called "At Home in Encinitas"?

Answer: I know up zoning project not an low income project

Female, Democratic, Birthplace unknown, 55-64, More than 20 years, Encinitas, English

Question: In your own words, please tell me what you know about the Housing Element update, called "At Home in Encinitas"?

Answer: feel like I know almost nothing and feel like he can't trust and there being very misleading

Male, Unknown, US born, 35-54, Up to 5 years, Encinitas, English

Question: In your own words, please tell me what you know about the Housing Element update, called "At Home in Encinitas"?

Answer: it does not solve the problem in buying affordable housing

Male, Democratic, US born, 55-64, Up to 10 years, Encinitas, English

Question: In your own words, please tell me what you know about the Housing Element update, called "At Home in Encinitas"?

Answer: it's a mess

Male, Unknown, US born, 35-54, Less than one year, Encinitas, English

Question: In your own words, please tell me what you know about the Housing Element update, called "At Home in Encinitas"?

Answer: They are trying to comply with your requirements

Female, Democratic, US born, 18-34, Less than one year, Encinitas, English

Question: In your own words, please tell me what you know about the Housing Element update, called "At Home in Encinitas"?

Answer: Don't know much about it

Female, Republican, US born, 35-54, Up to 20 years, Encinitas, English

Question: In your own words, please tell me what you know about the Housing Element update, called "At Home in Encinitas"?

Answer: no detail

Male, Democratic, US born, 35-54, Up to 10 years, Encinitas, English

Question: In your own words, please tell me what you know about the Housing Element update, called "At Home in Encinitas"?

Answer: I have nearly complete knowledge about it

Female, Republican, US born, 55-64, Up to 20 years, Encinitas, English

Question: In your own words, please tell me what you know about the Housing Element update, called "At Home in Encinitas"?

Answer: There trying to make more properties in affordable price

Male, DTS, US born, 35-54, Up to 5 years, Encinitas, English

Question: In your own words, please tell me what you know about the Housing Element update, called "At Home in Encinitas"?

Answer: I believe they're trying to provide low income housing

Female, DTS, US born, 18-34, Less than one year, Encinitas, English

Question: In your own words, please tell me what you know about the Housing Element update, called "At Home in Encinitas"?

Answer: they're trying to bring more business and homes like condos and communities It ruins quality of life bring over population

Female, Republican, US born, 65+, More than 20 years, Encinitas, English

Question: In your own words, please tell me what you know about the Housing Element update, called "At Home in Encinitas"?

Answer: attended meeting/various option was given/aware of what the options are

Female, Democratic, US born, 65+, More than 20 years, Encinitas, English

Question: In your own words, please tell me what you know about the Housing Element update, called "At Home in Encinitas"?

Answer: I don't remember

Male, DTS, US born, 18-34, Up to 10 years, Encinitas, English

Question: In your own words, please tell me what you know about the Housing Element update, called "At Home in Encinitas"?

Answer: I just heard the name

Female, Republican, US born, 18-34, Less than one year, Encinitas, English

Question: *In your own words, please tell me what you know about the Housing Element update, called "At Home in Encinitas"?*

Answer: *Seniors being able to stay in their homes with assisted care*

Male, DTS, Foreign born, 18-34, Less than one year, Encinitas, English

Question: *In your own words, please tell me what you know about the Housing Element update, called "At Home in Encinitas"?*

Answer: *its really bullshit to raise some money*

Male, DTS, US born, 18-34, Up to 10 years, Encinitas, English

Question: *In your own words, please tell me what you know about the Housing Element update, called "At Home in Encinitas"?*

Answer: *I know that they use that is one law is a California pass, they are improving the city by building big buildings in the city*

Male, Republican, US born, 18-34, Less than one year, Cardiff By The Sea, English

Question: *In your own words, please tell me what you know about the Housing Element update, called "At Home in Encinitas"?*

Answer: *I know they are trying to make a way for other families to come in Encinitas in a more economical way but there is no more room for development*

Female, Democratic, US born, 65+, Up to 10 years, Encinitas, English

Question: *In your own words, please tell me what you know about the Housing Element update, called "At Home in Encinitas"?*

Answer: *read an article about it it's a grant that enables likely older citizen to rent a room*

Female, Republican, US born, 55-64, Up to 20 years, Encinitas, English

Question: *In your own words, please tell me what you know about the Housing Element update, called "At Home in Encinitas"?*

Answer: *I think it has to do with trying to provide mixed housing and affordable housing, So we can get some lower income housing top get so government funds*

Female, Republican, US born, 55-64, More than 20 years, Cardiff By The Sea, English

Question: *In your own words, please tell me what you know about the Housing Element update, called "At Home in Encinitas"?*

Answer: *I just know it exist*

Female, Democratic, US born, 55-64, More than 20 years, Encinitas, English

Question: *In your own words, please tell me what you know about the Housing Element update, called "At Home in Encinitas"?*

Answer: *it's a plan by developers to swamp the city with high density housing*

Female, Democratic, US born, 35-54, Up to 10 years, Encinitas, English

Question: *In your own words, please tell me what you know about the Housing Element update, called "At Home in Encinitas"?*

Answer: *the update were going to vote in upcoming election; improving some areas*

Male, Democratic, US born, 55-64, Up to 20 years, Cardiff By The Sea, English

Question: *In your own words, please tell me what you know about the Housing Element update, called "At Home in Encinitas"?*

Answer: *home initiative for low income families and veterans*

Male, Republican, US born, 65+, More than 20 years, Encinitas, English

Question: *In your own words, please tell me what you know about the Housing Element update, called "At Home in Encinitas"?*

Answer: it is based extremely poor studies

Female, Democratic, US born, 35-54, Up to 10 years, Encinitas, English

Question: In your own words, please tell me what you know about the Housing Element update, called "At Home in Encinitas"?

Answer: they have been searching ways to have a low income housing units into the area

Male, DTS, Foreign born, 65+, Less than one year, Encinitas, English

Question: In your own words, please tell me what you know about the Housing Element update, called "At Home in Encinitas"?

Answer: maps in the mail where they will put the development

Female, Democratic, US born, 65+, More than 20 years, Encinitas, English

Question: In your own words, please tell me what you know about the Housing Element update, called "At Home in Encinitas"?

Answer: I don't know very much about it

Female, Democratic, Foreign born, 55-64, Up to 20 years, Encinitas, English

Question: In your own words, please tell me what you know about the Housing Element update, called "At Home in Encinitas"?

Answer: that the city meets the housing element with the state with a general plan

Male, Democratic, US born, 55-64, More than 20 years, Encinitas, English

Question: In your own words, please tell me what you know about the Housing Element update, called "At Home in Encinitas"?

Answer: the house are too high to rent for 50 year old

Female, DTS, US born, 65+, Up to 5 years, Encinitas, English

Question: In your own words, please tell me what you know about the Housing Element update, called "At Home in Encinitas"?

Answer: they are trying to provide some affordable housing trying a positive state

Male, Republican, US born, 65+, Up to 20 years, Cardiff By The Sea, English

Question: In your own words, please tell me what you know about the Housing Element update, called "At Home in Encinitas"?

Answer: it will never happen

Female, Republican, US born, 35-54, Up to 10 years, Encinitas, English

Question: In your own words, please tell me what you know about the Housing Element update, called "At Home in Encinitas"?

Answer: nothing

Male, DTS, US born, 55-64, Up to 10 years, Encinitas, English

Question: In your own words, please tell me what you know about the Housing Element update, called "At Home in Encinitas"?

Answer: plan for affordable housing

Female, Republican, US born, 35-54, Up to 10 years, Cardiff By The Sea, English

Question: In your own words, please tell me what you know about the Housing Element update, called "At Home in Encinitas"?

Answer: Very little approve non conforming

Female, Republican, US born, 35-54, Up to 5 years, Cardiff By The Sea, English

Question: In your own words, please tell me what you know about the Housing Element update, called "At Home in Encinitas"?

Answer: trying to assess housing situation here

Female, Republican, US born, 55-64, Up to 20 years, Encinitas, English

Question: In your own words, please tell me what you know about the Housing Element update, called “At Home in Encinitas”?

Answer: Provide more housing for everyone in the community

Female, DTS, Foreign born, 35-54, Up to 10 years, Encinitas, Spanish

Question: In your own words, please tell me what you know about the Housing Element update, called “At Home in Encinitas”?

Answer: develop more homes in places where there are no room for building

Female, DTS, US born, 55-64, Up to 10 years, Encinitas, English

Question: In your own words, please tell me what you know about the Housing Element update, called “At Home in Encinitas”?

Answer: they want to build more affordable homes

Female, DTS, US born, 35-54, Up to 10 years, Encinitas, English

Question: In your own words, please tell me what you know about the Housing Element update, called “At Home in Encinitas”?

Answer: more affordable prices for rental homes and buying homes

Female, DTS, US born, 35-54, Up to 20 years, Encinitas, English

Question: In your own words, please tell me what you know about the Housing Element update, called “At Home in Encinitas”?

Answer: The city is trying to redevelop certain areas

Female, Republican, US born, 35-54, Up to 20 years, Encinitas, English

Question: In your own words, please tell me what you know about the Housing Element update, called “At Home in Encinitas”?

Answer: they want to make more houses so that everyone in the community can live here

Female, Republican, US born, 55-64, Less than one year, Encinitas, English

Question: In your own words, please tell me what you know about the Housing Element update, called “At Home in Encinitas”?

Answer: build more homes so that the community land and look is ruined

Female, Republican, US born, 35-54, Up to 20 years, Encinitas, English

Question: In your own words, please tell me what you know about the Housing Element update, called “At Home in Encinitas”?

Answer: want to build more homes

Female, Republican, US born, 35-54, Up to 20 years, Encinitas, English

Question: In your own words, please tell me what you know about the Housing Element update, called “At Home in Encinitas”?

Answer: They are planning on recreating new homes and redeveloping the city

Female, Republican, US born, 55-64, More than 20 years, Encinitas, English

Question: In your own words, please tell me what you know about the Housing Element update, called “At Home in Encinitas”?

Answer: I don't know much about it, but I just know it involves building more housing

Male, Republican, US born, 18-34, Up to 20 years, Encinitas, Spanish

Question: In your own words, please tell me what you know about the Housing Element update, called “At Home in Encinitas”?

Answer: it will benefit young and new families in Encinitas, it's about time the city shows they care for the low and middle class

VERBATIM RESPONSES

QUESTION 15



City of Encinitas - Likely Voter Survey

VERBATIM RESPONSES: Q15

Male, Democratic, Birthplace unknown, 65+, Up to 5 years, Encinitas, English

Question: Thinking specifically, why would you vote yes, in favor of amending the City's Housing Element?

Answer: If we don't vote for it the state is going to impose it's own rules upon us

Female, Republican, US born, 55-64, Up to 10 years, Encinitas, English

Question: Thinking specifically, why would you vote yes, in favor of amending the City's Housing Element?

Answer: this will help reduce homelessness and give a home to everyone

Male, Democratic, US born, 35-54, Up to 5 years, Cardiff By The Sea, English

Question: Thinking specifically, why would you vote yes, in favor of amending the City's Housing Element?

Answer: I would like to encourage home owning in the area and more affordable homes

Female, Democratic, US born, 55-64, Up to 20 years, Cardiff By The Sea, English

Question: Thinking specifically, why would you vote yes, in favor of amending the City's Housing Element?

Answer: so people of all income can live in this area

Male, Democratic, US born, 55-64, Less than one year, Encinitas, English

Question: Thinking specifically, why would you vote yes, in favor of amending the City's Housing Element?

Answer: I guess am presuming that the city would do a reasonable job on it's own

Male, Republican, US born, 35-54, Up to 10 years, Encinitas, English

Question: Thinking specifically, why would you vote yes, in favor of amending the City's Housing Element?

Answer: there's no way of existing rules

Female, Republican, US born, 55-64, Up to 20 years, Encinitas, English

Question: Thinking specifically, why would you vote yes, in favor of amending the City's Housing Element?

Answer: because we need to provide more reasonable price housing

Female, Republican, US born, 65+, Up to 20 years, Encinitas, English

Question: Thinking specifically, why would you vote yes, in favor of amending the City's Housing Element?

Answer: review and keep up with current time

Male, DTS, US born, 18-34, Less than one year, Cardiff By The Sea, English

Question: Thinking specifically, why would you vote yes, in favor of amending the City's Housing Element?

Answer: to get more affordable houses

Male, Democratic, US born, 65+, Up to 20 years, Encinitas, English

Question: Thinking specifically, why would you vote yes, in favor of amending the City's Housing Element?

Answer: its something that the city should do because of state law

Male, DTS, US born, 65+, Up to 5 years, Encinitas, English

Question: Thinking specifically, why would you vote yes, in favor of amending the City's Housing Element?

Answer: because of the state requirement

Male, Republican, US born, 55-64, Up to 20 years, Cardiff By The Sea, English

Question: Thinking specifically, why would you vote yes, in favor of amending the City's Housing Element?

Answer: Only one that don't have housing plan

Female, Democratic, US born, 35-54, Less than one year, Encinitas, English

Question: Thinking specifically, why would you vote yes, in favor of amending the City's Housing Element?

Answer: because it the law

Female, Democratic, US born, 18-34, Less than one year, Encinitas, English

Question: Thinking specifically, why would you vote yes, in favor of amending the City's Housing Element?

Answer: think there should be more houses for low income families

Male, Republican, US born, 55-64, Less than one year, Encinitas, English

Question: Thinking specifically, why would you vote yes, in favor of amending the City's Housing Element?

Answer: people can get a chance to live in a safe community

Male, Democratic, US born, 65+, Up to 20 years, Encinitas, English

Question: Thinking specifically, why would you vote yes, in favor of amending the City's Housing Element?

Answer: because it's necessary, and appropriate

Female, Democratic, US born, 35-54, Up to 10 years, Encinitas, English

Question: Thinking specifically, why would you vote yes, in favor of amending the City's Housing Element?

Answer: because I hate the city and it needs to be governed they are incompetent they are a pain in the ass in general

Female, Democratic, US born, 65+, More than 20 years, Encinitas, English

Question: Thinking specifically, why would you vote yes, in favor of amending the City's Housing Element?

Answer: So we could be still be able to votes for grants and have a judge penalize us for not having the right amount of housing

Male, Democratic, US born, 18-34, Up to 5 years, Encinitas, English

Question: Thinking specifically, why would you vote yes, in favor of amending the City's Housing Element?

Answer: Encitas housing is becoming unaffordable at a rapid rate, And a city housing plan could help this plan

Male, Democratic, US born, 65+, More than 20 years, Encinitas, English

Question: Thinking specifically, why would you vote yes, in favor of amending the City's Housing Element?

Answer: it would make it easier for the person who want to buy housing

Female, DTS, Birthplace unknown, 65+, Up to 20 years, Encinitas, English

Question: Thinking specifically, why would you vote yes, in favor of amending the City's Housing Element?

Answer: because if it's the law I have to

Male, Republican, US born, 65+, Up to 20 years, Encinitas, English

Question: Thinking specifically, why would you vote yes, in favor of amending the City's Housing Element?

Answer: we have to obey the law

Male, Democratic, US born, 35-54, Up to 5 years, Cardiff By The Sea, English

Question: Thinking specifically, why would you vote yes, in favor of amending the City's Housing Element?

Answer: because available stock and housing for young professional is limited

Male, Democratic, US born, 35-54, Up to 10 years, Cardiff By The Sea, English

Question: Thinking specifically, why would you vote yes, in favor of amending the City's Housing Element?

Answer: Try to avoid penalties

Female, Democratic, US born, 35-54, Up to 10 years, Encinitas, English

Question: Thinking specifically, why would you vote yes, in favor of amending the City's Housing Element?

Answer: there is no currently plan

Female, Democratic, US born, 55-64, Less than one year, Encinitas, English

Question: Thinking specifically, why would you vote yes, in favor of amending the City's Housing Element?

Answer: needs to provide low income housing

Female, Democratic, US born, 35-54, Up to 10 years, Cardiff By The Sea, English

Question: Thinking specifically, why would you vote yes, in favor of amending the City's Housing Element?

Answer: I suspect that we are selling out expensive developers and don't want the town to turn to tourist attraction

Female, DTS, US born, 35-54, Up to 20 years, Encinitas, English

Question: Thinking specifically, why would you vote yes, in favor of amending the City's Housing Element?

Answer: would probably vote for the housing elements

Male, DTS, US born, 35-54, Up to 10 years, Encinitas, English

Question: Thinking specifically, why would you vote yes, in favor of amending the City's Housing Element?

Answer: because I think that the city is already at homelessness

Unknown, Republican, US born, 65+, More than 20 years, Encinitas, English

Question: Thinking specifically, why would you vote yes, in favor of amending the City's Housing Element?

Answer: There should be a mix of different all income

Male, DTS, US born, 35-54, Less than one year, Encinitas, English

Question: Thinking specifically, why would you vote yes, in favor of amending the City's Housing Element?

Answer: to make it more affordable and diversity

Male, DTS, US born, 18-34, Less than one year, Encinitas, English

Question: Thinking specifically, why would you vote yes, in favor of amending the City's Housing Element?

Answer: the law, the need, and that serves the people that wants to live in the city

Female, Democratic, US born, 55-64, Up to 20 years, Encinitas, English

Question: Thinking specifically, why would you vote yes, in favor of amending the City's Housing Element?

Answer: Because the lack of housing for seniors and older retiring people can't afford to buy a house

Female, Republican, US born, 55-64, Up to 20 years, Encinitas, English

Question: Thinking specifically, why would you vote yes, in favor of amending the City's Housing Element?

Answer: city council has gone against federal law, government law has to require

Female, Republican, Birthplace unknown, 35-54, Up to 20 years, Encinitas, English

Question: Thinking specifically, why would you vote yes, in favor of amending the City's Housing Element?

Answer: keeping in line with the law

Unknown, DTS, US born, 18-34, Up to 5 years, Encinitas, English

Question: Thinking specifically, why would you vote yes, in favor of amending the City's Housing Element?

Answer: because it think it's important to comply to cities laws

Male, Democratic, US born, 35-54, Up to 20 years, Encinitas, English

Question: Thinking specifically, why would you vote yes, in favor of amending the City's Housing Element?

Answer: because it's too expensive

Male, DTS, US born, 18-34, Up to 20 years, Encinitas, English

Question: Thinking specifically, why would you vote yes, in favor of amending the City's Housing Element?

Answer: Just because of the reason of the interviewer had read

Male, DTS, US born, 18-34, Less than one year, Cardiff By The Sea, English

Question: Thinking specifically, why would you vote yes, in favor of amending the City's Housing Element?

Answer: because it provides job opportunities

Male, Democratic, US born, 65+, More than 20 years, Encinitas, English

Question: Thinking specifically, why would you vote yes, in favor of amending the City's Housing Element?

Answer: because we need more affordable housing

Female, DTS, US born, 55-64, Up to 20 years, Cardiff By The Sea, English

Question: Thinking specifically, why would you vote yes, in favor of amending the City's Housing Element?

Answer: yes, because Encinitas is in violation of the California state law

Male, Democratic, US born, 65+, Up to 5 years, Cardiff By The Sea, English

Question: Thinking specifically, why would you vote yes, in favor of amending the City's Housing Element?

Answer: so that we are still qualified for grants, and because it is the law

Male, Republican, US born, 35-54, Less than one year, Encinitas, English

Question: Thinking specifically, why would you vote yes, in favor of amending the City's Housing Element?

Answer: because the community need to strive and make there own development with out a judge

Male, DTS, US born, 18-34, Less than one year, Encinitas, English

Question: Thinking specifically, why would you vote yes, in favor of amending the City's Housing Element?

Answer: required by state law

Male, Democratic, US born, 65+, Up to 5 years, Encinitas, English

Question: Thinking specifically, why would you vote yes, in favor of amending the City's Housing Element?

Answer: unsure right now

Male, Democratic, US born, 18-34, Up to 10 years, Encinitas, English

Question: Thinking specifically, why would you vote yes, in favor of amending the City's Housing Element?

Answer: because we need to get our grant money and also for our state

Male, Republican, US born, 65+, Up to 20 years, Encinitas, English

Question: Thinking specifically, why would you vote yes, in favor of amending the City's Housing Element?

Answer: I'm thinking it's going to have more business coming in an growing the area

Male, Republican, US born, 35-54, More than 20 years, Encinitas, English

Question: Thinking specifically, why would you vote yes, in favor of amending the City's Housing Element?

Answer: first off I think it's important but also very important to have that type of housing in the Encinitas area,

Female, DTS, US born, 55-64, Up to 20 years, Encinitas, English

Question: Thinking specifically, why would you vote yes, in favor of amending the City's Housing Element?

Answer: because we have to be compliant of the state law, or the law has to be change

Male, Democratic, US born, 65+, Up to 10 years, Encinitas, English

Question: Thinking specifically, why would you vote yes, in favor of amending the City's Housing Element?

Answer: yes

Male, Democratic, US born, 65+, More than 20 years, Encinitas, English

Question: Thinking specifically, why would you vote yes, in favor of amending the City's Housing Element?

Answer: they should follow the law and provide more house if there is a need for it

Female, Democratic, US born, 35-54, Up to 20 years, Cardiff By The Sea, English

Question: Thinking specifically, why would you vote yes, in favor of amending the City's Housing Element?

Answer: New families and first time buyers will now be able to afford houses in their own community

Male, Republican, Foreign born, 55-64, Up to 20 years, Encinitas, English

Question: Thinking specifically, why would you vote yes, in favor of amending the City's Housing Element?

Answer: the need for more affordable house for new home buyers

Male, Democratic, US born, 18-34, Less than one year, Encinitas, English

Question: Thinking specifically, why would you vote yes, in favor of amending the City's Housing Element?

Answer: there needs to be more places for young families and disabled

Female, Republican, US born, 55-64, Up to 5 years, Encinitas, English

Question: Thinking specifically, why would you vote yes, in favor of amending the City's Housing Element?

Answer: to be in compliance with state law

Female, DTS, US born, 65+, More than 20 years, Encinitas, English

Question: Thinking specifically, why would you vote yes, in favor of amending the City's Housing Element?

Answer: I think it is important to address that issue

Male, Democratic, US born, 35-54, Up to 10 years, Encinitas, English

Question: Thinking specifically, why would you vote yes, in favor of amending the City's Housing Element?

Answer: We need a change

Male, Republican, US born, 65+, More than 20 years, Encinitas, English

Question: Thinking specifically, why would you vote yes, in favor of amending the City's Housing Element?

Answer: yes

Female, Unknown, US born, 35-54, Less than one year, Encinitas, English

Question: Thinking specifically, why would you vote yes, in favor of amending the City's Housing Element?

Answer: I hoping that it would be better for the community

Male, Unknown, US born, 18-34, Up to 5 years, Encinitas, English

Question: Thinking specifically, why would you vote yes, in favor of amending the City's Housing Element?

Answer: WE DON'T HAVE ENOUGH OPTION FOR LOW OR MIDDLE INCOME FOLKS

Female, DTS, Birthplace unknown, 35-54, Less than one year, Encinitas, English

Question: Thinking specifically, why would you vote yes, in favor of amending the City's Housing Element?

Answer: its needed

Female, Unknown, US born, 65+, Up to 20 years, Encinitas, English

Question: Thinking specifically, why would you vote yes, in favor of amending the City's Housing Element?

Answer: just seems like the right thing to do our children will have housing to afford when they grow up

Male, DTS, US born, 18-34, Up to 10 years, Encinitas, English

Question: Thinking specifically, why would you vote yes, in favor of amending the City's Housing Element?

Answer: equal opportunity

Female, DTS, Birthplace unknown, 35-54, Less than one year, Encinitas, English

Question: Thinking specifically, why would you vote yes, in favor of amending the City's Housing Element?

Answer: I think a big gap between million dollar home and a million dollar condo, it would be great there are options

Female, Democratic, US born, 65+, Up to 20 years, Encinitas, English

Question: Thinking specifically, why would you vote yes, in favor of amending the City's Housing Element?

Answer: being in violation of the law

Female, Democratic, US born, 65+, Up to 10 years, Encinitas, English

Question: Thinking specifically, why would you vote yes, in favor of amending the City's Housing Element?

Answer: I do not know

Male, DTS, US born, 35-54, Up to 10 years, Encinitas, English

Question: Thinking specifically, why would you vote yes, in favor of amending the City's Housing Element?

Answer: need some options

Female, Democratic, US born, 65+, Up to 20 years, Cardiff By The Sea, English

Question: Thinking specifically, why would you vote yes, in favor of amending the City's Housing Element?

Answer: cause we need it

Male, DTS, US born, 18-34, Up to 20 years, Encinitas, English

Question: Thinking specifically, why would you vote yes, in favor of amending the City's Housing Element?

Answer: am interested in the affordability, not completely aware of what the proposal is going to be

Female, DTS, US born, 65+, Less than one year, Encinitas, English

Question: Thinking specifically, why would you vote yes, in favor of amending the City's Housing Element?

Answer: because I think they have been ignoring the need for housing element we need to have to have a plan for housing immediately

Male, Democratic, US born, 65+, Up to 10 years, Encinitas, English

Question: Thinking specifically, why would you vote yes, in favor of amending the City's Housing Element?

Answer: because to help create more fairness in the system

Male, DTS, US born, 35-54, Less than one year, Cardiff By The Sea, English

Question: Thinking specifically, why would you vote yes, in favor of amending the City's Housing Element?

Answer: because it is a requirement and we will be punished if we don't and because it is the right thing to do

Female, Democratic, US born, 65+, More than 20 years, Cardiff By The Sea, English

Question: Thinking specifically, why would you vote yes, in favor of amending the City's Housing Element?

Answer: because I think we need it

Male, Democratic, US born, 35-54, Less than one year, Encinitas, English

Question: Thinking specifically, why would you vote yes, in favor of amending the City's Housing Element?

Answer: because they need to develop a plan to provide more housing options

Female, Democratic, US born, 35-54, Less than one year, Encinitas, English

Question: Thinking specifically, why would you vote yes, in favor of amending the City's Housing Element?

Answer: yes

Female, Democratic, US born, 55-64, More than 20 years, Encinitas, English

Question: Thinking specifically, why would you vote yes, in favor of amending the City's Housing Element?

Answer: because it's not compliant

Male, Republican, US born, 35-54, Up to 20 years, Encinitas, English

Question: Thinking specifically, why would you vote yes, in favor of amending the City's Housing Element?

Answer: because they will be more affordable houses

Male, DTS, US born, 65+, Up to 20 years, Cardiff By The Sea, English

Question: Thinking specifically, why would you vote yes, in favor of amending the City's Housing Element?

Answer: need more info

Female, Democratic, US born, 35-54, Up to 5 years, Cardiff By The Sea, English

Question: Thinking specifically, why would you vote yes, in favor of amending the City's Housing Element?

Answer: more affordable housing

Male, Democratic, US born, 18-34, Less than one year, Encinitas, English

Question: Thinking specifically, why would you vote yes, in favor of amending the City's Housing Element?

Answer: because if we don't present something and if they make something up and we wont approved of it so we need to have say in it

Male, Republican, US born, 35-54, Up to 10 years, Encinitas, English

Question: Thinking specifically, why would you vote yes, in favor of amending the City's Housing Element?

Answer: everyone needs somewhere to live and affordable

Unknown, DTS, US born, 18-34, Less than one year, Encinitas, English

Question: Thinking specifically, why would you vote yes, in favor of amending the City's Housing Element?

Answer: Because it's currently old and needs to face the future including my neighbors and people I want to live with

Male, DTS, Birthplace unknown, 35-54, Up to 5 years, Cardiff By The Sea, English

Question: Thinking specifically, why would you vote yes, in favor of amending the City's Housing Element?

Answer: just to give more opportunities to those who need more housing or affordable housing

Male, DTS, US born, 35-54, Up to 20 years, Encinitas, English

Question: Thinking specifically, why would you vote yes, in favor of amending the City's Housing Element?

Answer: if we are the only city in the area that is not following the rules, we need to address that, I'd like to make sure that our community is fair

Male, Unknown, US born, 35-54, Up to 5 years, Encinitas, English

Question: Thinking specifically, why would you vote yes, in favor of amending the City's Housing Element?

Answer: the city does not provide adequate plan

Female, Democratic, US born, 55-64, More than 20 years, Encinitas, English

Question: Thinking specifically, why would you vote yes, in favor of amending the City's Housing Element?

Answer: critical housing

Male, Unknown, Foreign born, 35-54, Up to 5 years, Cardiff By The Sea, English

Question: Thinking specifically, why would you vote yes, in favor of amending the City's Housing Element?

Answer: the city is built out, traffic is heavy and steady, Infrastructure should be there in order to manage the heavy traffic before we build homes

Female, DTS, US born, 35-54, Up to 20 years, Encinitas, English

Question: Thinking specifically, why would you vote yes, in favor of amending the City's Housing Element?

Answer: because the town should be in compliance with the state law

Male, Democratic, US born, 55-64, Up to 10 years, Encinitas, English

Question: Thinking specifically, why would you vote yes, in favor of amending the City's Housing Element?

Answer: So that the city can comply with the law

Male, Republican, US born, 18-34, Up to 10 years, Encinitas, English

Question: Thinking specifically, why would you vote yes, in favor of amending the City's Housing Element?

Answer: I think more on violation and I think there is a issue with the zoning laws

Female, DTS, US born, 65+, Up to 20 years, Encinitas, English

Question: Thinking specifically, why would you vote yes, in favor of amending the City's Housing Element?

Answer: to have a people voices heard

Female, Democratic, US born, 18-34, Less than one year, Encinitas, English

Question: Thinking specifically, why would you vote yes, in favor of amending the City's Housing Element?

Answer: I do not know why

Male, Republican, US born, 35-54, Up to 5 years, Encinitas, English

Question: Thinking specifically, why would you vote yes, in favor of amending the City's Housing Element?

Answer: because the city is expanding and people and jobs are coming in and I would vote for the improvement

Male, Republican, US born, 35-54, Up to 10 years, Encinitas, English

Question: Thinking specifically, why would you vote yes, in favor of amending the City's Housing Element?

Answer: because I think that city does not provide enough housing for first time home buyers, people who are mentally ill, veterans or homeless

Male, Republican, US born, 65+, Up to 10 years, Encinitas, English

Question: Thinking specifically, why would you vote yes, in favor of amending the City's Housing Element?

Answer: considering penalty incur and keep the money spent in local and not in Sacramento

Male, DTS, US born, 35-54, Up to 20 years, Encinitas, English

Question: Thinking specifically, why would you vote yes, in favor of amending the City's Housing Element?
Answer: because I believe that everyone should be provided equal opportunities

Female, Democratic, US born, 35-54, Less than one year, Encinitas, English

Question: Thinking specifically, why would you vote yes, in favor of amending the City's Housing Element?
Answer: to avoid penalization

Female, Republican, US born, 35-54, Up to 20 years, Encinitas, English

Question: Thinking specifically, why would you vote yes, in favor of amending the City's Housing Element?
Answer: Encitas needs a housing plan

Male, Democratic, US born, 35-54, Up to 10 years, Encinitas, English

Question: Thinking specifically, why would you vote yes, in favor of amending the City's Housing Element?
Answer: because of the environmentally superior option that the measure is going for

Female, Republican, US born, 35-54, Up to 10 years, Encinitas, English

Question: Thinking specifically, why would you vote yes, in favor of amending the City's Housing Element?
Answer: Need for more housing

Female, Democratic, US born, 55-64, Up to 5 years, Encinitas, English

Question: Thinking specifically, why would you vote yes, in favor of amending the City's Housing Element?
Answer: because I would be a first time home buyer and it is impossible for me to buy a home right now in the city

Female, Democratic, US born, 18-34, Less than one year, Encinitas, English

Question: Thinking specifically, why would you vote yes, in favor of amending the City's Housing Element?
Answer: Required, something need to be done by the state law and opportunity to create more affordable housing for the community

Female, Democratic, US born, 18-34, Less than one year, Encinitas, English

Question: Thinking specifically, why would you vote yes, in favor of amending the City's Housing Element?
Answer: the city should try to move towards saying yes to government

Male, Democratic, US born, 18-34, Up to 5 years, Encinitas, English

Question: Thinking specifically, why would you vote yes, in favor of amending the City's Housing Element?
Answer: I love to sell home for home buyers in an affordable price

Male, Democratic, US born, 35-54, Less than one year, Encinitas, English

Question: Thinking specifically, why would you vote yes, in favor of amending the City's Housing Element?
Answer: yes

Female, Democratic, Birthplace unknown, 55-64, Less than one year, Encinitas, English

Question: Thinking specifically, why would you vote yes, in favor of amending the City's Housing Element?
Answer: we need more housing affordable

Female, Democratic, Foreign born, 35-54, Up to 10 years, Encinitas, English

Question: Thinking specifically, why would you vote yes, in favor of amending the City's Housing Element?
Answer: because were in violation of the law and we could lose the ability to choose for ourselves

Female, Democratic, Foreign born, 55-64, Less than one year, Encinitas, English

Question: Thinking specifically, why would you vote yes, in favor of amending the City's Housing Element?
Answer: because you need a variety of people to keep a balance you can't just keep poor people and you can't just keep rich people, there has to be a balance, there needs to be equal opportunity for everyone, not just poor people and not just rich people nope that's good

Male, DTS, US born, 35-54, Up to 5 years, Encinitas, English

Question: Thinking specifically, why would you vote yes, in favor of amending the City's Housing Element?

Answer: to keep up with California laws

Female, DTS, US born, 35-54, Up to 10 years, Encinitas, English

*Question: Thinking specifically, why would you vote yes, in favor of amending the City's Housing Element?
Answer: It would be a good idea to have more opportunities more housing brings in more costumers as well as more jobs nothing else to add*

Male, DTS, US born, 18-34, Up to 5 years, Encinitas, English

*Question: Thinking specifically, why would you vote yes, in favor of amending the City's Housing Element?
Answer: I think that it's important for communities to have housing for people for people to have different backgrounds, I want people in our cities to be able to afford to live here as well as work her, Teachers, fire fighters, police men, I think to keep to keep a city healthy you need people of all ages so the city needs to be favorable to people of all ages and all families, especially young families and young people*

Female, DTS, US born, 35-54, Up to 10 years, Encinitas, English

*Question: Thinking specifically, why would you vote yes, in favor of amending the City's Housing Element?
Answer: you are in violation of the law because we are a government program*

Female, Democratic, US born, 35-54, Up to 5 years, Encinitas, English

*Question: Thinking specifically, why would you vote yes, in favor of amending the City's Housing Element?
Answer: yes, I would*

Male, Democratic, US born, 65+, Up to 10 years, Encinitas, English

*Question: Thinking specifically, why would you vote yes, in favor of amending the City's Housing Element?
Answer: From what I understand about this new law, this tells us what we have to do*

Male, Democratic, US born, 18-34, Less than one year, Encinitas, English

*Question: Thinking specifically, why would you vote yes, in favor of amending the City's Housing Element?
Answer: because we need low income housing and don't think they address sufficiently*

Male, Democratic, Birthplace unknown, 18-34, Less than one year, Encinitas, English

*Question: Thinking specifically, why would you vote yes, in favor of amending the City's Housing Element?
Answer: because you said that's the only city not living up to what they should be doing, could be fined, it's the negative effect*

Female, Democratic, US born, 65+, More than 20 years, Encinitas, English

*Question: Thinking specifically, why would you vote yes, in favor of amending the City's Housing Element?
Answer: I think it opens more doors to people to build a home*

Female, Democratic, US born, 65+, Up to 20 years, Encinitas, English

*Question: Thinking specifically, why would you vote yes, in favor of amending the City's Housing Element?
Answer: there should be more housing*

Female, Democratic, US born, 65+, Up to 5 years, Encinitas, English

*Question: Thinking specifically, why would you vote yes, in favor of amending the City's Housing Element?
Answer: I just don't know where they are going to have the land it seems every area has been filled with million dollar homes, so I'm concerned about where they are going to build, otherwise I am for it, the infrastructure would have to change it's a domino effect new development good but everything else has to change with it*

Female, Republican, US born, 55-64, Up to 20 years, Encinitas, English

*Question: Thinking specifically, why would you vote yes, in favor of amending the City's Housing Element?
Answer: yes I would*

Female, Republican, US born, 65+, More than 20 years, Encinitas, English

*Question: Thinking specifically, why would you vote yes, in favor of amending the City's Housing Element?
Answer: I know it's difficult/open in listening options*

Male, DTS, US born, 18-34, Up to 10 years, Encinitas, English

Question: Thinking specifically, why would you vote yes, in favor of amending the City's Housing Element?

Answer: because we need housing at all times, now and in the future

Female, Republican, US born, 18-34, Less than one year, Encinitas, English

Question: Thinking specifically, why would you vote yes, in favor of amending the City's Housing Element?

Answer: To provide housing for young families and senior citizens as well as individuals who are working in Encinitas

Male, DTS, US born, 35-54, Up to 20 years, Encinitas, English

Question: Thinking specifically, why would you vote yes, in favor of amending the City's Housing Element?

Answer: because they are in violation of the law, they could be using the money in different ways

Male, Republican, US born, 35-54, More than 20 years, Encinitas, English

Question: Thinking specifically, why would you vote yes, in favor of amending the City's Housing Element?

Answer: it is that state law which every should have it

Male, Unknown, US born, 18-34, Up to 5 years, Encinitas, English

Question: Thinking specifically, why would you vote yes, in favor of amending the City's Housing Element?

Answer: I don't want the city penalized and new housing plan better

Male, DTS, US born, 18-34, Up to 10 years, Encinitas, English

Question: Thinking specifically, why would you vote yes, in favor of amending the City's Housing Element?

Answer: because I like the side that the board don't have any control of the but the buyer should have control

Male, Unknown, US born, 18-34, Up to 5 years, Encinitas, English

Question: Thinking specifically, why would you vote yes, in favor of amending the City's Housing Element?

Answer: we don't have lower income housing

Female, Democratic, US born, 55-64, More than 20 years, Cardiff By The Sea, English

Question: Thinking specifically, why would you vote yes, in favor of amending the City's Housing Element?

Answer: So that everyone can find a home and to have a great community

Male, Republican, Foreign born, 65+, More than 20 years, Encinitas, English

Question: Thinking specifically, why would you vote yes, in favor of amending the City's Housing Element?

Answer: not sure

Female, Democratic, Birthplace unknown, 18-34, Up to 5 years, Encinitas, English

Question: Thinking specifically, why would you vote yes, in favor of amending the City's Housing Element?

Answer: because the city needs for more housing

Male, DTS, US born, 65+, Up to 20 years, Encinitas, English

Question: Thinking specifically, why would you vote yes, in favor of amending the City's Housing Element?

Answer: Because if we need more apt and rentals for people that's affordable, the more options out there

Female, Democratic, US born, 18-34, Less than one year, Encinitas, English

Question: Thinking specifically, why would you vote yes, in favor of amending the City's Housing Element?

Answer: because there is no affordable housing in Encinitas and can be affordable for medium income workers

Female, Democratic, US born, 65+, Up to 10 years, Encinitas, English

Question: Thinking specifically, why would you vote yes, in favor of amending the City's Housing Element?

Answer: there's an opportunity advocate for senior citizen and the disabled

Female, Republican, US born, 55-64, Up to 20 years, Encinitas, English

Question: Thinking specifically, why would you vote yes, in favor of amending the City's Housing Element?

Answer: I do have a lot of compassion for the people like young families that cannot afford

Female, Democratic, US born, 35-54, Up to 10 years, Encinitas, English

Question: Thinking specifically, why would you vote yes, in favor of amending the City's Housing Element?

Answer: I believe it is necessary

Male, Democratic, US born, 65+, Up to 20 years, Encinitas, English

Question: Thinking specifically, why would you vote yes, in favor of amending the City's Housing Element?

Answer: Better provided housing for the people

Male, DTS, US born, 65+, Up to 20 years, Cardiff By The Sea, English

Question: Thinking specifically, why would you vote yes, in favor of amending the City's Housing Element?

Answer: well, I just think that the perspective we're the only community that there is no place for new land for housing I think that something should be turn down and to have something in place

Female, DTS, US born, 55-64, Up to 5 years, Cardiff By The Sea, English

Question: Thinking specifically, why would you vote yes, in favor of amending the City's Housing Element?

Answer: because it's something we need to do

Female, Republican, US born, 35-54, Up to 10 years, Encinitas, English

Question: Thinking specifically, why would you vote yes, in favor of amending the City's Housing Element?

Answer: violation of law

Male, Democratic, US born, 55-64, Up to 20 years, Cardiff By The Sea, English

Question: Thinking specifically, why would you vote yes, in favor of amending the City's Housing Element?

Answer: I don't think that is currently effective

Female, Democratic, US born, 35-54, Up to 10 years, Encinitas, English

Question: Thinking specifically, why would you vote yes, in favor of amending the City's Housing Element?

Answer: because I live in the city for 30 some years ago and city is making it's own decision and community has to have a say

Female, Democratic, US born, 65+, More than 20 years, Encinitas, English

Question: Thinking specifically, why would you vote yes, in favor of amending the City's Housing Element?

Answer: we have to do that since it's required by the law

Female, Democratic, US born, 65+, More than 20 years, Encinitas, English

Question: Thinking specifically, why would you vote yes, in favor of amending the City's Housing Element?

Answer: just allow more affordable housing for young families

Female, Democratic, Foreign born, 55-64, Up to 20 years, Encinitas, English

Question: Thinking specifically, why would you vote yes, in favor of amending the City's Housing Element?

Answer: because we have to abide the law

Female, Unknown, US born, 35-54, Up to 20 years, Encinitas, English

Question: Thinking specifically, why would you vote yes, in favor of amending the City's Housing Element?

Answer: We have to provide more housing for disadvantaged people and they build a couple of less expensive homes

Male, Democratic, US born, 55-64, More than 20 years, Encinitas, English

Question: Thinking specifically, why would you vote yes, in favor of amending the City's Housing Element?

Answer: I don't know why

Female, Republican, US born, 65+, Up to 20 years, Encinitas, English

Question: Thinking specifically, why would you vote yes, in favor of amending the City's Housing Element?

Answer: because I've been living for 9 years my daughters are schooling but we have leave Encitas breaks my heart to leave Encinitas

Female, DTS, US born, 65+, Up to 5 years, Encinitas, English

Question: Thinking specifically, why would you vote yes, in favor of amending the City's Housing Element?

Answer: because we need it

Male, Republican, US born, 65+, More than 20 years, Encinitas, English

Question: Thinking specifically, why would you vote yes, in favor of amending the City's Housing Element?

Answer: Well if in the city violation, if the city will not receive grants, we have to develop a plan and we need an amendment

Unknown, DTS, Foreign born, 35-54, Less than one year, Encinitas, English

Question: Thinking specifically, why would you vote yes, in favor of amending the City's Housing Element?

Answer: yes

Female, Republican, US born, 35-54, Less than one year, Encinitas, English

Question: Thinking specifically, why would you vote yes, in favor of amending the City's Housing Element?

Answer: because we don't want to judge to tell us what to do and what not to do

Male, DTS, US born, 55-64, Up to 10 years, Encinitas, English

Question: Thinking specifically, why would you vote yes, in favor of amending the City's Housing Element?

Answer: to be with the law, to avoid any grant, right thing to do

Female, Republican, US born, 35-54, Up to 10 years, Cardiff By The Sea, English

Question: Thinking specifically, why would you vote yes, in favor of amending the City's Housing Element?

Answer: They need to comply

Male, DTS, US born, 35-54, Up to 20 years, Encinitas, English

Question: Thinking specifically, why would you vote yes, in favor of amending the City's Housing Element?

Answer: the heart of encinitas will change and move away

Male, Republican, US born, 55-64, More than 20 years, Encinitas, English

Question: Thinking specifically, why would you vote yes, in favor of amending the City's Housing Element?

Answer: This will reduce the amount of homeless people and make affordable housing available

Female, Republican, US born, 55-64, Up to 20 years, Encinitas, English

Question: Thinking specifically, why would you vote yes, in favor of amending the City's Housing Element?

Answer: the number of homeless people will reduce

Female, DTS, US born, 55-64, Up to 20 years, Encinitas, English

Question: Thinking specifically, why would you vote yes, in favor of amending the City's Housing Element?

Answer: everyone will be able to afford a home at reasonable prices

Female, DTS, Foreign born, 55-64, Up to 10 years, Encinitas, English

Question: Thinking specifically, why would you vote yes, in favor of amending the City's Housing Element?

Answer: Encinitas should have available housing for everyone in the community

Female, DTS, US born, 55-64, Up to 20 years, Encinitas, English

Question: Thinking specifically, why would you vote yes, in favor of amending the City's Housing Element?

Answer: homes will be more affordable

Female, DTS, US born, 55-64, Up to 10 years, Encinitas, English

Question: Thinking specifically, why would you vote yes, in favor of amending the City's Housing Element?

Answer: home prices will be more affordable and reasonable for everyone

Female, DTS, US born, 55-64, More than 20 years, Encinitas, English

Question: Thinking specifically, why would you vote yes, in favor of amending the City's Housing Element?

Answer: the homeless people and low income families will be able to afford homes

Female, DTS, US born, 35-54, Up to 10 years, Encinitas, English

Question: Thinking specifically, why would you vote yes, in favor of amending the City's Housing Element?

Answer: so people of all incomes can live equally in this community

Female, DTS, US born, 35-54, Up to 20 years, Encinitas, English

Question: Thinking specifically, why would you vote yes, in favor of amending the City's Housing Element?

Answer: Because if more houses are built then people would have more variety and it brings down the prices

Female, Republican, US born, 35-54, Up to 20 years, Encinitas, English

Question: Thinking specifically, why would you vote yes, in favor of amending the City's Housing Element?

Answer: everyone in the community will be able to afford living in the community

Female, Republican, US born, 55-64, More than 20 years, Encinitas, English

Question: Thinking specifically, why would you vote yes, in favor of amending the City's Housing Element?

Answer: homelessness will reduce

Female, Republican, US born, 35-54, Up to 20 years, Encinitas, English

Question: Thinking specifically, why would you vote yes, in favor of amending the City's Housing Element?

Answer: there will be less homeless people

Female, Republican, US born, 35-54, Up to 20 years, Encinitas, English

Question: Thinking specifically, why would you vote yes, in favor of amending the City's Housing Element?

Answer: Because shelter is a necessity that everyone should have and shouldn't have to worry about affording it. Also I heard that the city needs to do it by law.

Female, Republican, US born, 55-64, More than 20 years, Encinitas, English

Question: Thinking specifically, why would you vote yes, in favor of amending the City's Housing Element?

Answer: Because we have a huge homelessness problem and new developments would mean more people would have more places to live

Female, Republican, US born, 55-64, Up to 20 years, Encinitas, English

Question: Thinking specifically, why would you vote yes, in favor of amending the City's Housing Element?

Answer: IM ASSUMING THAT THE MORE HOUSES ARE BUILT THAT THE PRICES WILL GO DOWN ALSO, WE NEED MORE DEVELOPMENT IN THE CITY. WE NEED TO PROGRESS

Male, Republican, US born, 35-54, Up to 20 years, Encinitas, Spanish

Question: Thinking specifically, why would you vote yes, in favor of amending the City's Housing Element?

Answer: DEVELOPMENT IS ALWAYS GOOD FOR THE CITY

Male, Republican, US born, 18-34, Up to 20 years, Encinitas, Spanish

Question: Thinking specifically, why would you vote yes, in favor of amending the City's Housing Element?

Answer: Without new and affordable housing, families will have to move out

VERBATIM RESPONSES

QUESTION 16



City of Encinitas - Likely Voter Survey

VERBATIM RESPONSES: Q16

Female, Democratic, US born, 55-64, More than 20 years, Cardiff By The Sea, English

Question: Thinking specifically, why would you vote no, against amending the City's Housing Element?

Answer: Because we have too much development already, Quit trying to fix what's not broken

Male, Democratic, US born, 65+, Up to 5 years, Encinitas, English

Question: Thinking specifically, why would you vote no, against amending the City's Housing Element?

Answer: I don't think it's clear enough

Male, Republican, US born, 55-64, More than 20 years, Encinitas, English

Question: Thinking specifically, why would you vote no, against amending the City's Housing Element?

Answer: be an open market

Male, Democratic, US born, 55-64, More than 20 years, Encinitas, English

Question: Thinking specifically, why would you vote no, against amending the City's Housing Element?

Answer: because developers wants to make profits off the residents and not make the community better

Male, Republican, US born, 65+, Up to 20 years, Encinitas, English

Question: Thinking specifically, why would you vote no, against amending the City's Housing Element?

Answer: Because I'm not in favor of the things the city council is doing

Male, Republican, US born, 35-54, Up to 20 years, Encinitas, English

Question: Thinking specifically, why would you vote no, against amending the City's Housing Element?

Answer: because we think we pay enough taxes

Female, Democratic, US born, 35-54, Up to 20 years, Encinitas, English

Question: Thinking specifically, why would you vote no, against amending the City's Housing Element?

Answer: too many condos already and the apartments are run down and need to be upgraded

Female, Democratic, US born, 65+, More than 20 years, Encinitas, English

Question: Thinking specifically, why would you vote no, against amending the City's Housing Element?

Answer: too crowded and water shortage

Male, Republican, US born, 35-54, Up to 10 years, Encinitas, English

Question: Thinking specifically, why would you vote no, against amending the City's Housing Element?

Answer: bring more people, build housing so bad, horrible job, crappy housing, crowd up the city

Female, Democratic, US born, 65+, Up to 20 years, Cardiff By The Sea, English

Question: Thinking specifically, why would you vote no, against amending the City's Housing Element?

Answer: overcrowding it depends on what the zoning changes would be

Female, Republican, US born, 35-54, Less than one year, Encinitas, English

Question: Thinking specifically, why would you vote no, against amending the City's Housing Element?

Answer: there is already low income

Male, DTS, US born, 55-64, Up to 20 years, Encinitas, English

Question: Thinking specifically, why would you vote no, against amending the City's Housing Element?

Answer: It needs more work it is not as simple as they think it more discussion with the people of the city

Female, Democratic, US born, 65+, Up to 10 years, Encinitas, English

Question: Thinking specifically, why would you vote no, against amending the City's Housing Element?

Answer: because the infrastructure cannot support more people it's too crowded

Female, Democratic, US born, 55-64, Less than one year, Encinitas, English

Question: Thinking specifically, why would you vote no, against amending the City's Housing Element?

Answer: there's already enough traffic here

Male, DTS, US born, 55-64, Up to 5 years, Cardiff By The Sea, English

Question: Thinking specifically, why would you vote no, against amending the City's Housing Element?

Answer: because we need no growth right now

Male, Democratic, US born, 65+, Up to 20 years, Encinitas, English

Question: Thinking specifically, why would you vote no, against amending the City's Housing Element?

Answer: cause they will amend it to something worse

Male, Republican, US born, 65+, More than 20 years, Encinitas, English

Question: Thinking specifically, why would you vote no, against amending the City's Housing Element?

Answer: don't have enough information what the plan is about

Female, DTS, US born, 35-54, Less than one year, Encinitas, English

Question: Thinking specifically, why would you vote no, against amending the City's Housing Element?

Answer: because we don't need no other people here

Male, Democratic, US born, 18-34, Up to 10 years, Cardiff By The Sea, English

Question: Thinking specifically, why would you vote no, against amending the City's Housing Element?

Answer: Because it sounds like it's a big scam to create opportunity for developers not people

Female, Democratic, US born, 55-64, Up to 10 years, Cardiff By The Sea, English

Question: Thinking specifically, why would you vote no, against amending the City's Housing Element?

Answer: the states laws are particular stringent

Female, Democratic, Foreign born, 35-54, Less than one year, Encinitas, English

Question: Thinking specifically, why would you vote no, against amending the City's Housing Element?

Answer: Because I don't want developers to decide density

Male, Republican, US born, 65+, Up to 5 years, Encinitas, English

Question: Thinking specifically, why would you vote no, against amending the City's Housing Element?

Answer: I think developers should be able to build nice house and what they want and sell it to who they want to

Male, Democratic, Foreign born, 55-64, Up to 10 years, Cardiff By The Sea, English

Question: Thinking specifically, why would you vote no, against amending the City's Housing Element?

Answer: no more room for housing, roads have too many cars, too much overcrowding, and homes are being poorly constructed and pesticides in soils

Male, Democratic, US born, 65+, More than 20 years, Encinitas, English

Question: Thinking specifically, why would you vote no, against amending the City's Housing Element?

Answer: because we need mix housing and for those with transportation needs that means from poor to comfortable

Male, Democratic, Foreign born, 18-34, Less than one year, Encinitas, English

Question: Thinking specifically, why would you vote no, against amending the City's Housing Element?

Answer: because Encitas is too crowded

Male, Democratic, US born, 18-34, Less than one year, Encinitas, English

Question: Thinking specifically, why would you vote no, against amending the City's Housing Element?

Answer: Because I think there are too many people and there is an over growth

Female, Republican, US born, 55-64, More than 20 years, Encinitas, English

Question: Thinking specifically, why would you vote no, against amending the City's Housing Element?

Answer: don't trust leaving it up to private developer to build

Male, DTS, US born, 18-34, Less than one year, Encinitas, English

Question: Thinking specifically, why would you vote no, against amending the City's Housing Element?

Answer: to much decisions are left in the hands of the developers they take up too much money, the city should be able to have a say in this

Male, DTS, US born, 65+, Up to 10 years, Encinitas, English

Question: Thinking specifically, why would you vote no, against amending the City's Housing Element?

Answer: AN EXISTING RESIDENT THAT WOULD LIKE TO KEEP AMOUNT OF COMMUNITY, AND THE COST OF HOUSING

Male, Democratic, US born, 35-54, Less than one year, Encinitas, English

Question: Thinking specifically, why would you vote no, against amending the City's Housing Element?

Answer: have too much traffic and congestion

Female, Democratic, US born, 18-34, Less than one year, Cardiff By The Sea, English

Question: Thinking specifically, why would you vote no, against amending the City's Housing Element?

Answer: if the current law is that we have to offer low housing then no

Female, Unknown, US born, 35-54, Up to 5 years, Encinitas, English

Question: Thinking specifically, why would you vote no, against amending the City's Housing Element?

Answer: because of all the traffic congestion and we are getting over populated

Female, DTS, US born, 35-54, Up to 10 years, Encinitas, English

Question: Thinking specifically, why would you vote no, against amending the City's Housing Element?

Answer: think that state law that people need to abide by state law

Female, DTS, US born, 18-34, Less than one year, Encinitas, English

Question: Thinking specifically, why would you vote no, against amending the City's Housing Element?

Answer: why change it it's not broken

Female, Republican, US born, 65+, Up to 10 years, Encinitas, English

Question: Thinking specifically, why would you vote no, against amending the City's Housing Element?

Answer: because it's too crowded already and it's creating traffic

Female, Republican, US born, 35-54, Up to 20 years, Cardiff By The Sea, English

Question: Thinking specifically, why would you vote no, against amending the City's Housing Element?

Answer: because I don't want no more houses built

Male, Republican, US born, 18-34, Less than one year, Encinitas, English

Question: Thinking specifically, why would you vote no, against amending the City's Housing Element?

Answer: I WILL VOTE NO BECAUSE THIS is presented dishonest

Female, DTS, US born, 35-54, Up to 10 years, Cardiff By The Sea, English

Question: Thinking specifically, why would you vote no, against amending the City's Housing Element?

Answer: no

Male, Democratic, Foreign born, 55-64, Up to 5 years, Encinitas, English

Question: Thinking specifically, why would you vote no, against amending the City's Housing Element?

Answer: Yes

Female, Republican, US born, 65+, More than 20 years, Encinitas, English

Question: Thinking specifically, why would you vote no, against amending the City's Housing Element?

Answer: No more places to build those type of properties

Male, DTS, Birthplace unknown, 65+, More than 20 years, Encinitas, English

Question: Thinking specifically, why would you vote no, against amending the City's Housing Element?
Answer: I would vote no because I don't think the state should be allowed to come in and tell us what we can do, the community should be able to decide what they feel and need

Male, Republican, US born, 55-64, Less than one year, Encinitas, English

Question: Thinking specifically, why would you vote no, against amending the City's Housing Element?
Answer: because I'm not sure if that housing would be affordable or not for residents to work here

Female, Democratic, US born, 35-54, Up to 10 years, Encinitas, English

Question: Thinking specifically, why would you vote no, against amending the City's Housing Element?
Answer: too many houses already

Male, Republican, US born, 18-34, More than 20 years, Encinitas, English

Question: Thinking specifically, why would you vote no, against amending the City's Housing Element?
Answer: not enough information

Male, Democratic, US born, 65+, More than 20 years, Cardiff By The Sea, English

Question: Thinking specifically, why would you vote no, against amending the City's Housing Element?
Answer: because we are a small community and small neighborhood

Male, Democratic, US born, 35-54, Up to 10 years, Encinitas, English

Question: Thinking specifically, why would you vote no, against amending the City's Housing Element?
Answer: no more building

Male, Democratic, US born, 65+, Up to 5 years, Encinitas, English

Question: Thinking specifically, why would you vote no, against amending the City's Housing Element?
Answer: the lack of information

Female, Republican, US born, 55-64, Up to 20 years, Encinitas, English

Question: Thinking specifically, why would you vote no, against amending the City's Housing Element?
Answer: Because it's putting all control from the private sector

Male, Republican, US born, 65+, More than 20 years, Encinitas, English

Question: Thinking specifically, why would you vote no, against amending the City's Housing Element?
Answer: they want to bring low life housing for more low life people we don't need any more low life they grace the property they can live way out east in Escandio, somewhat undesirable people I don't like mike ratters this is a nice area we don't need to bring undesirables to Encitas to make liberals happy

Male, Democratic, US born, 65+, More than 20 years, Cardiff By The Sea, English

Question: Thinking specifically, why would you vote no, against amending the City's Housing Element?
Answer: don't feel like sufficiently educated we need to have a bigger conversation about it and as a community we need to have a better séance of how it is supposed to go

Female, Democratic, US born, 18-34, Less than one year, Encinitas, English

Question: Thinking specifically, why would you vote no, against amending the City's Housing Element?
Answer: fed up of the given

Female, Democratic, US born, 55-64, Up to 5 years, Encinitas, English

Question: Thinking specifically, why would you vote no, against amending the City's Housing Element?
Answer: there is too many people an we don't need more houses

Female, Unknown, US born, 55-64, Up to 10 years, Encinitas, English

Question: Thinking specifically, why would you vote no, against amending the City's Housing Element?
Answer: cause I don't want to lower the cost and value of the area

Female, DTS, US born, 35-54, Less than one year, Encinitas, English

Question: Thinking specifically, why would you vote no, against amending the City's Housing Element?

Answer: its an up zoning not a low income project

Male, Unknown, US born, 65+, Up to 10 years, Cardiff By The Sea, English

Question: Thinking specifically, why would you vote no, against amending the City's Housing Element?

Answer: city is already built to max

Male, Republican, US born, 65+, Up to 20 years, Encinitas, English

Question: Thinking specifically, why would you vote no, against amending the City's Housing Element?

Answer: Don't know about the plan

Female, Democratic, Birthplace unknown, 55-64, More than 20 years, Encinitas, English

Question: Thinking specifically, why would you vote no, against amending the City's Housing Element?

Answer: because that I don't understand the information and I don't trust the Christian Gaspar or other board members don't trust the look on the news paper

Male, Unknown, US born, 35-54, Up to 20 years, Encinitas, English

Question: Thinking specifically, why would you vote no, against amending the City's Housing Element?

Answer: no

Female, Republican, US born, 18-34, Less than one year, Encinitas, English

Question: Thinking specifically, why would you vote no, against amending the City's Housing Element?

Answer: Too many people and streets are clogged up we don't need anymore people in Encitas

Male, Republican, US born, 65+, Up to 10 years, Encinitas, English

Question: Thinking specifically, why would you vote no, against amending the City's Housing Element?

Answer: Because I have not read or no details yet on the amendment

Female, Republican, US born, 65+, More than 20 years, Encinitas, English

Question: Thinking specifically, why would you vote no, against amending the City's Housing Element?

Answer: No appropriate time to review the context of the proposal

Female, Republican, US born, 55-64, Less than one year, Encinitas, English

Question: Thinking specifically, why would you vote no, against amending the City's Housing Element?

Answer: because people can't carry it out, don't know what they doing

Female, Democratic, US born, 55-64, Up to 20 years, Encinitas, English

Question: Thinking specifically, why would you vote no, against amending the City's Housing Element?

Answer: from what it sounds like it seems like that this particular law would put a world of construction, there will be giant trucks all over the place

Male, Unknown, US born, 35-54, Less than one year, Encinitas, English

Question: Thinking specifically, why would you vote no, against amending the City's Housing Element?

Answer: Yes I would

Female, Democratic, US born, 35-54, Less than one year, Cardiff By The Sea, English

Question: Thinking specifically, why would you vote no, against amending the City's Housing Element?

Answer: Because against new development of housing in California specifically multi families

Male, Democratic, US born, 18-34, Less than one year, Encinitas, English

Question: Thinking specifically, why would you vote no, against amending the City's Housing Element?

Answer: getting over population, too much traffic

Female, Republican, US born, 55-64, Less than one year, Encinitas, English

Question: Thinking specifically, why would you vote no, against amending the City's Housing Element?

Answer: because what they are doing now is affecting the coastline

Male, Republican, US born, 35-54, Less than one year, Encinitas, English

Question: Thinking specifically, why would you vote no, against amending the City's Housing Element?
Answer: bring congestion to the city

Male, Republican, US born, 35-54, Less than one year, Encinitas, English

Question: Thinking specifically, why would you vote no, against amending the City's Housing Element?
Answer: Because it seems being left in private developer the ones who decide about it

Female, Democratic, US born, 65+, Up to 5 years, Encinitas, English

Question: Thinking specifically, why would you vote no, against amending the City's Housing Element?
Answer: The amendment there are going to built this really expensive homes, They are not going to build affordable housing

Female, Republican, US born, 55-64, Up to 20 years, Encinitas, English

Question: Thinking specifically, why would you vote no, against amending the City's Housing Element?
Answer: Because I like the way it is now

Male, Democratic, US born, 18-34, Up to 5 years, Encinitas, English

Question: Thinking specifically, why would you vote no, against amending the City's Housing Element?
Answer: I think that there is too many people here already, where would they build and I would have to do more research if they decided to take or build houses where currently there are parks or beaches, or by the beach, if they got rid of the sense areas I would be against it, and if it wasn't thought out well if they just did it fast to get it done

Male, DTS, US born, 35-54, Up to 5 years, Encinitas, English

Question: Thinking specifically, why would you vote no, against amending the City's Housing Element?
Answer: I feel that we're very crowded and it's a small community, it's not necessary

Female, Democratic, US born, 35-54, Up to 20 years, Cardiff By The Sea, English

Question: Thinking specifically, why would you vote no, against amending the City's Housing Element?
Answer: because it has particular flavor and it could wreck it

Female, DTS, Foreign born, 65+, Up to 10 years, Encinitas, English

Question: Thinking specifically, why would you vote no, against amending the City's Housing Element?
Answer: I don't trust the city council and the developers, they have proven time and again they cannot be trusted

Female, Republican, US born, 35-54, Up to 10 years, Cardiff By The Sea, English

Question: Thinking specifically, why would you vote no, against amending the City's Housing Element?
Answer: because comprehensive plan is not required by law and there are no zoning laws to there's no reason to grant it because there is no reason map spotting is unconstitutional

Female, DTS, US born, 18-34, Less than one year, Encinitas, English

Question: Thinking specifically, why would you vote no, against amending the City's Housing Element?
Answer: because I fought so many years to preserve what we have here, The quality of life

Female, Democratic, US born, 65+, More than 20 years, Encinitas, English

Question: Thinking specifically, why would you vote no, against amending the City's Housing Element?
Answer: because I want to vote no

Female, Democratic, US born, 65+, Up to 10 years, Encinitas, English

Question: Thinking specifically, why would you vote no, against amending the City's Housing Element?
Answer: it means more houses and more traffic and more mobile antennas

Female, Republican, US born, 65+, Up to 5 years, Encinitas, English

Question: Thinking specifically, why would you vote no, against amending the City's Housing Element?
Answer: because it's too crowded already

Male, Democratic, US born, 65+, More than 20 years, Encinitas, English

Question: Thinking specifically, why would you vote no, against amending the City's Housing Element?

Answer: I don't think there is room to put on

Female, Republican, US born, 55-64, Up to 20 years, Encinitas, English

Question: Thinking specifically, why would you vote no, against amending the City's Housing Element?

Answer: Because I don't have single family home

Male, DTS, Foreign born, 18-34, Less than one year, Encinitas, English

Question: Thinking specifically, why would you vote no, against amending the City's Housing Element?

Answer: because it's telling home owners on how to sell their property

Male, Republican, US born, 18-34, Less than one year, Cardiff By The Sea, English

Question: Thinking specifically, why would you vote no, against amending the City's Housing Element?

Answer: because we don't have enough land to support any housing requirements or water

Female, DTS, US born, 18-34, Up to 5 years, Encinitas, English

Question: Thinking specifically, why would you vote no, against amending the City's Housing Element?

Answer: I don't think it is the responsibility of the State government to dictate the city government

Male, DTS, US born, 65+, Up to 10 years, Cardiff By The Sea, English

Question: Thinking specifically, why would you vote no, against amending the City's Housing Element?

Answer: I don't like to be told what to do

Male, Republican, US born, 55-64, Up to 10 years, Encinitas, English

Question: Thinking specifically, why would you vote no, against amending the City's Housing Element?

Answer: because of too many people and less open spaces

Female, Republican, US born, 55-64, More than 20 years, Encinitas, English

Question: Thinking specifically, why would you vote no, against amending the City's Housing Element?

Answer: because the idea of this idea growing and putting more housing and more people and it is already too crowded here I cringed every time I walk at an empty lot

Female, Democratic, US born, 35-54, Up to 10 years, Cardiff By The Sea, English

Question: Thinking specifically, why would you vote no, against amending the City's Housing Element?

Answer: Primarily too much traffic

Female, Republican, US born, 55-64, More than 20 years, Cardiff By The Sea, English

Question: Thinking specifically, why would you vote no, against amending the City's Housing Element?

Answer: I'm concerned about the open space and the multi story building

Female, Democratic, US born, 55-64, More than 20 years, Encinitas, English

Question: Thinking specifically, why would you vote no, against amending the City's Housing Element?

Answer: it's a plan by a nasty developer to put lots of ugly homes in Encitas

Male, Republican, US born, 65+, More than 20 years, Encinitas, English

Question: Thinking specifically, why would you vote no, against amending the City's Housing Element?

Answer: because the way housing the element construction it doesn't defined and satisfy the law

Male, Democratic, US born, 65+, Up to 10 years, Cardiff By The Sea, English

Question: Thinking specifically, why would you vote no, against amending the City's Housing Element?

Answer: yes, because they want to change the zoning, they're going to be putting more units causing more traffic

Female, Republican, US born, 65+, Up to 5 years, Cardiff By The Sea, English

Question: Thinking specifically, why would you vote no, against amending the City's Housing Element?

Answer: we don't want to overpopulate the city

Male, Republican, US born, 65+, Up to 5 years, Encinitas, English

Question: Thinking specifically, why would you vote no, against amending the City's Housing Element?

Answer: lack of information

Female, DTS, US born, 35-54, Up to 5 years, Cardiff By The Sea, English

Question: Thinking specifically, why would you vote no, against amending the City's Housing Element?

Answer: because I don't want any low income people live in the city, I don't want 1200 to be built

Male, Republican, US born, 65+, Up to 20 years, Cardiff By The Sea, English

Question: Thinking specifically, why would you vote no, against amending the City's Housing Element?

Answer: because it won't work

Female, Unknown, US born, 65+, More than 20 years, Encinitas, English

Question: Thinking specifically, why would you vote no, against amending the City's Housing Element?

Answer: over population

Female, Republican, US born, 35-54, Up to 10 years, Encinitas, English

Question: Thinking specifically, why would you vote no, against amending the City's Housing Element?

Answer: because the politician are crooked

Male, DTS, US born, 55-64, Up to 10 years, Cardiff By The Sea, English

Question: Thinking specifically, why would you vote no, against amending the City's Housing Element?

Answer: its too complicated to explain

Male, Republican, US born, 35-54, Up to 5 years, Cardiff By The Sea, English

Question: Thinking specifically, why would you vote no, against amending the City's Housing Element?

Answer: Its already too crowded and I don't think there's room for that

Male, Unknown, US born, 35-54, Up to 20 years, Encinitas, English

Question: Thinking specifically, why would you vote no, against amending the City's Housing Element?

Answer: I like Encitas the way it is the among of people, traffic and others no reason to fix it

Female, Republican, US born, 35-54, Up to 5 years, Cardiff By The Sea, English

Question: Thinking specifically, why would you vote no, against amending the City's Housing Element?

Answer: because we have enough, we have out own zoning rules and has it's requirements keep preserve open spaces and if more house over too develop

Female, DTS, Foreign born, 35-54, Up to 10 years, Encinitas, Spanish

Question: Thinking specifically, why would you vote no, against amending the City's Housing Element?

Answer: overcrowd the community

Female, DTS, Foreign born, 35-54, Up to 10 years, Encinitas, Spanish

Question: Thinking specifically, why would you vote no, against amending the City's Housing Element?

Answer: the city never tells the truth

Female, DTS, US born, 55-64, More than 20 years, Encinitas, English

Question: Thinking specifically, why would you vote no, against amending the City's Housing Element?

Answer: everywhere will be too crowded

Female, Republican, US born, 55-64, Less than one year, Encinitas, English

Question: Thinking specifically, why would you vote no, against amending the City's Housing Element?

Answer: the streets are already too crowded with constant traffic

Female, Republican, US born, 35-54, Up to 20 years, Encinitas, English

Question: Thinking specifically, why would you vote no, against amending the City's Housing Element?

Answer: the city can put that money into education in the community

Female, Republican, Foreign born, 55-64, Up to 5 years, Encinitas, English

Question: Thinking specifically, why would you vote no, against amending the City's Housing Element?

Answer: It will only increase traffic

VERBATIM RESPONSES

QUESTION 30



City of Encinitas - Likely Voter Survey

VERBATIM RESPONSES: Q30

Male, Democratic, Birthplace unknown, 65+, Up to 5 years, Encinitas, English

Question: Thinking specifically, why would you vote yes, in favor of amending the City's Housing Element?

Answer: Because it will allow us to maintain the flexibility of what Encinitas looks like and it will meet the state's requirements

Female, Republican, US born, 55-64, Up to 10 years, Encinitas, English

Question: Thinking specifically, why would you vote yes, in favor of amending the City's Housing Element?

Answer: house prices are too high and this amendment will help bring prices down

Male, Democratic, US born, 35-54, Up to 5 years, Cardiff By The Sea, English

Question: Thinking specifically, why would you vote yes, in favor of amending the City's Housing Element?

Answer: well because it's required by the state and I want to encourage the growth of affordable housing in the city

Female, Democratic, US born, 55-64, Up to 20 years, Cardiff By The Sea, English

Question: Thinking specifically, why would you vote yes, in favor of amending the City's Housing Element?

Answer: so that more people of various income can live here

Male, Democratic, US born, 55-64, Less than one year, Encinitas, English

Question: Thinking specifically, why would you vote yes, in favor of amending the City's Housing Element?

Answer: I guess am presuming they will do a good job

Male, Republican, US born, 35-54, Up to 10 years, Encinitas, English

Question: Thinking specifically, why would you vote yes, in favor of amending the City's Housing Element?

Answer: requirement of state law, traffic will not get worst

Female, Republican, US born, 55-64, Up to 20 years, Encinitas, English

Question: Thinking specifically, why would you vote yes, in favor of amending the City's Housing Element?

Answer: we have to make the changes away so we might as well choose the best route for our city now

Female, Republican, US born, 65+, Up to 20 years, Encinitas, English

Question: Thinking specifically, why would you vote yes, in favor of amending the City's Housing Element?

Answer: because it needs updating reflecting the time

Male, DTS, US born, 65+, Up to 5 years, Encinitas, English

Question: Thinking specifically, why would you vote yes, in favor of amending the City's Housing Element?

Answer: because the state requires it

Male, Republican, US born, 55-64, Up to 20 years, Cardiff By The Sea, English

Question: Thinking specifically, why would you vote yes, in favor of amending the City's Housing Element?

Answer: only city that doesn't have housing plan

Male, Republican, US born, 65+, Up to 20 years, Encinitas, English

Question: Thinking specifically, why would you vote yes, in favor of amending the City's Housing Element?

Answer: It will ensure that the young generation will not have to move out of Encinitas in order to live somewhere they can afford

Female, Democratic, US born, 35-54, Less than one year, Encinitas, English

Question: Thinking specifically, why would you vote yes, in favor of amending the City's Housing Element?

Answer: because judges believed

Female, Democratic, US born, 18-34, Less than one year, Encinitas, English

Question: Thinking specifically, why would you vote yes, in favor of amending the City's Housing Element?
Answer: because they should be more mix housing and the population is getting larger

Male, Republican, US born, 55-64, Less than one year, Encinitas, English

Question: Thinking specifically, why would you vote yes, in favor of amending the City's Housing Element?
Answer: because I think people can live in the area they can afford to

Male, Democratic, US born, 65+, Up to 20 years, Encinitas, English

Question: Thinking specifically, why would you vote yes, in favor of amending the City's Housing Element?
Answer: I think it might improve transportation bicycle and comply with state law

Female, Democratic, US born, 35-54, Up to 10 years, Encinitas, English

Question: Thinking specifically, why would you vote yes, in favor of amending the City's Housing Element?
Answer: because they need more affordability a better transportation flexibility in zoning mix use workability

Female, Democratic, US born, 65+, More than 20 years, Encinitas, English

Question: Thinking specifically, why would you vote yes, in favor of amending the City's Housing Element?
Answer: So we can stay within the California state law

Male, Democratic, US born, 18-34, Up to 5 years, Encinitas, English

Question: Thinking specifically, why would you vote yes, in favor of amending the City's Housing Element?
Answer: You don't want them to be in violation of the state law and it will make housing more affordable

Female, Republican, US born, 35-54, Less than one year, Encinitas, English

Question: Thinking specifically, why would you vote yes, in favor of amending the City's Housing Element?
Answer: I would

Male, Democratic, US born, 65+, More than 20 years, Encinitas, English

Question: Thinking specifically, why would you vote yes, in favor of amending the City's Housing Element?
Answer: it will make it much easier for people who want to buy the houses

Female, DTS, Birthplace unknown, 65+, Up to 20 years, Encinitas, English

Question: Thinking specifically, why would you vote yes, in favor of amending the City's Housing Element?
Answer: because if it's the law and it's required to be done I have to do it

Male, Republican, US born, 65+, Up to 20 years, Encinitas, English

Question: Thinking specifically, why would you vote yes, in favor of amending the City's Housing Element?
Answer: need more low cost housing

Male, Democratic, US born, 35-54, Up to 5 years, Cardiff By The Sea, English

Question: Thinking specifically, why would you vote yes, in favor of amending the City's Housing Element?
Answer: because they need to develop inability to make buyers buy

Male, Democratic, US born, 35-54, Up to 10 years, Cardiff By The Sea, English

Question: Thinking specifically, why would you vote yes, in favor of amending the City's Housing Element?
Answer: It would bring us into compliance and I don't believe it will have a negative impact on the community

Female, Democratic, US born, 35-54, Up to 10 years, Encinitas, English

Question: Thinking specifically, why would you vote yes, in favor of amending the City's Housing Element?
Answer: planning for more non transportation

Female, Democratic, US born, 65+, Up to 10 years, Encinitas, English

Question: Thinking specifically, why would you vote yes, in favor of amending the City's Housing Element?
Answer: because I want people to afford housing

Female, Democratic, US born, 55-64, Less than one year, Encinitas, English

Question: *Thinking specifically, why would you vote yes, in favor of amending the City's Housing Element?*

Answer: *opportunities for young families*

Female, Democratic, US born, 35-54, Up to 10 years, Cardiff By The Sea, English

Question: *Thinking specifically, why would you vote yes, in favor of amending the City's Housing Element?*

Answer: *Because I'm starting to see the trend of people with money not wanting to give up for those who are poor, I just want affordable housing*

Female, DTS, US born, 35-54, Up to 20 years, Encinitas, English

Question: *Thinking specifically, why would you vote yes, in favor of amending the City's Housing Element?*

Answer: *because it's the right thing to do*

Male, DTS, US born, 35-54, Up to 10 years, Encinitas, English

Question: *Thinking specifically, why would you vote yes, in favor of amending the City's Housing Element?*

Answer: *because the housing is too expensive and because the development is really costing*

Male, DTS, US born, 35-54, Less than one year, Encinitas, English

Question: *Thinking specifically, why would you vote yes, in favor of amending the City's Housing Element?*

Answer: *think they going to get trouble follow the California law and the requires equality for a lot people*

Male, DTS, US born, 18-34, Less than one year, Encinitas, English

Question: *Thinking specifically, why would you vote yes, in favor of amending the City's Housing Element?*

Answer: *it allowed for low house to have low income costs*

Female, Democratic, US born, 55-64, Up to 20 years, Encinitas, English

Question: *Thinking specifically, why would you vote yes, in favor of amending the City's Housing Element?*

Answer: *Because there's a lot of open space up in the hill and if they could build condos and apartments there it will be fine to control traffic congestion from the downtown area and to get lower prices of housing and low price for the rentals, it's always a question of zoning but if it will be spread out the housing project it will be a big help to make the city not look uglier*

Female, Republican, US born, 55-64, Up to 20 years, Encinitas, English

Question: *Thinking specifically, why would you vote yes, in favor of amending the City's Housing Element?*

Answer: *in 1991 the city of Miami did not enforce the low income house, cost them 100 times more, Encitas should respect the lower family*

Female, Republican, Birthplace unknown, 35-54, Up to 20 years, Encinitas, English

Question: *Thinking specifically, why would you vote yes, in favor of amending the City's Housing Element?*

Answer: *it seems like it's a well drawn plan*

Unknown, DTS, US born, 18-34, Up to 5 years, Encinitas, English

Question: *Thinking specifically, why would you vote yes, in favor of amending the City's Housing Element?*

Answer: *creates mixed housing and follows the law*

Male, Democratic, US born, 35-54, Up to 20 years, Encinitas, English

Question: *Thinking specifically, why would you vote yes, in favor of amending the City's Housing Element?*

Answer: *To make it affordable for young people to live there*

Male, DTS, US born, 18-34, Up to 20 years, Encinitas, English

Question: *Thinking specifically, why would you vote yes, in favor of amending the City's Housing Element?*

Answer: *because of the affordability of housing in Encitas*

Male, DTS, US born, 18-34, Less than one year, Cardiff By The Sea, English

Question: *Thinking specifically, why would you vote yes, in favor of amending the City's Housing Element?*

Answer: *because traffic will be controlled*

Male, Democratic, US born, 65+, More than 20 years, Encinitas, English

Question: Thinking specifically, why would you vote yes, in favor of amending the City's Housing Element?

Answer: We need more affordable housing

Female, DTS, US born, 55-64, Up to 20 years, Cardiff By The Sea, English

Question: Thinking specifically, why would you vote yes, in favor of amending the City's Housing Element?

Answer: because Encinitas needs more housing and need to comply with California state law

Male, Republican, US born, 35-54, Less than one year, Encinitas, English

Question: Thinking specifically, why would you vote yes, in favor of amending the City's Housing Element?

Answer: to open up the community because people have been trying to get in the community for a long time

Male, DTS, US born, 18-34, Less than one year, Encinitas, English

Question: Thinking specifically, why would you vote yes, in favor of amending the City's Housing Element?

Answer: required by state law

Male, Democratic, US born, 65+, Up to 5 years, Encinitas, English

Question: Thinking specifically, why would you vote yes, in favor of amending the City's Housing Element?

Answer: Housing prices are out of control

Male, Democratic, US born, 18-34, Up to 10 years, Encinitas, English

Question: Thinking specifically, why would you vote yes, in favor of amending the City's Housing Element?

Answer: its state law and the population is growing and the community is small

Male, Republican, US born, 35-54, More than 20 years, Encinitas, English

Question: Thinking specifically, why would you vote yes, in favor of amending the City's Housing Element?

Answer: I think it's important to ensure low income opportunities

Male, Democratic, US born, 35-54, Less than one year, Encinitas, English

Question: Thinking specifically, why would you vote yes, in favor of amending the City's Housing Element?

Answer: for compliance with the state law

Female, DTS, US born, 55-64, Up to 20 years, Encinitas, English

Question: Thinking specifically, why would you vote yes, in favor of amending the City's Housing Element?

Answer: favor unless you learn more of it

Male, Democratic, US born, 65+, Up to 10 years, Encinitas, English

Question: Thinking specifically, why would you vote yes, in favor of amending the City's Housing Element?

Answer: because we need more affordable houses for young families

Male, Democratic, US born, 65+, More than 20 years, Encinitas, English

Question: Thinking specifically, why would you vote yes, in favor of amending the City's Housing Element?

Answer: as long as the housing units are in specific zones and have a say I would vote we do need to provide new housing

Female, Republican, US born, 55-64, More than 20 years, Encinitas, English

Question: Thinking specifically, why would you vote yes, in favor of amending the City's Housing Element?

Answer: to maintain input by the local community to comply with state law

Female, Democratic, US born, 35-54, Up to 20 years, Cardiff By The Sea, English

Question: Thinking specifically, why would you vote yes, in favor of amending the City's Housing Element?

Answer: The city is doing nothing to help new families and low income families right now

Male, Republican, Foreign born, 55-64, Up to 20 years, Encinitas, English

Question: Thinking specifically, why would you vote yes, in favor of amending the City's Housing Element?

Answer: creates affordable housing for home buyers

Male, Democratic, US born, 18-34, Less than one year, Encinitas, English

Question: Thinking specifically, why would you vote yes, in favor of amending the City's Housing Element?

Answer: need to amend and work of different new one

Female, Republican, US born, 55-64, Up to 5 years, Encinitas, English

Question: Thinking specifically, why would you vote yes, in favor of amending the City's Housing Element?

Answer: complies with state law

Female, DTS, US born, 65+, More than 20 years, Encinitas, English

Question: Thinking specifically, why would you vote yes, in favor of amending the City's Housing Element?

Answer: clearly need housing plan

Male, Democratic, US born, 35-54, Up to 10 years, Encinitas, English

Question: Thinking specifically, why would you vote yes, in favor of amending the City's Housing Element?

Answer: we need to do something different

Female, Democratic, US born, 55-64, Up to 10 years, Encinitas, English

Question: Thinking specifically, why would you vote yes, in favor of amending the City's Housing Element?

Answer: Don't know

Male, Republican, US born, 65+, More than 20 years, Encinitas, English

Question: Thinking specifically, why would you vote yes, in favor of amending the City's Housing Element?

Answer: Yes

Female, Unknown, US born, 35-54, Less than one year, Encinitas, English

Question: Thinking specifically, why would you vote yes, in favor of amending the City's Housing Element?

Answer: help to improve infrastructure and development and affordable housing

Male, Unknown, US born, 18-34, Up to 5 years, Encinitas, English

Question: Thinking specifically, why would you vote yes, in favor of amending the City's Housing Element?

Answer: NEED TO PROVIDE MORE OF A RANGED TYPE OF HOUSING

Female, DTS, Birthplace unknown, 35-54, Less than one year, Encinitas, English

Question: Thinking specifically, why would you vote yes, in favor of amending the City's Housing Element?

Answer: I identify with people who want to live here

Female, Unknown, US born, 65+, Up to 20 years, Encinitas, English

Question: Thinking specifically, why would you vote yes, in favor of amending the City's Housing Element?

Answer: yes

Male, DTS, US born, 18-34, Up to 10 years, Encinitas, English

Question: Thinking specifically, why would you vote yes, in favor of amending the City's Housing Element?

Answer: equal opportunity

Female, DTS, Birthplace unknown, 35-54, Less than one year, Encinitas, English

Question: Thinking specifically, why would you vote yes, in favor of amending the City's Housing Element?

Answer: not enough housing action here

Female, Democratic, US born, 65+, Up to 20 years, Encinitas, English

Question: Thinking specifically, why would you vote yes, in favor of amending the City's Housing Element?

Answer: we will have to eventually

Male, Democratic, Foreign born, 55-64, Up to 5 years, Encinitas, English

Question: Thinking specifically, why would you vote yes, in favor of amending the City's Housing Element?

Answer: make the housing available to the people who can afford it

Female, Democratic, US born, 65+, Up to 10 years, Encinitas, English

Question: Thinking specifically, why would you vote yes, in favor of amending the City's Housing Element?
Answer: yes because I don't know

Male, DTS, US born, 35-54, Up to 10 years, Encinitas, English

Question: Thinking specifically, why would you vote yes, in favor of amending the City's Housing Element?
Answer: need more housing for seniors and homeless and veterans especially the waiting list is 3 years long

Female, Democratic, US born, 65+, Up to 20 years, Cardiff By The Sea, English

Question: Thinking specifically, why would you vote yes, in favor of amending the City's Housing Element?
Answer: I agree

Male, DTS, US born, 18-34, Up to 20 years, Encinitas, English

Question: Thinking specifically, why would you vote yes, in favor of amending the City's Housing Element?
Answer: could create affordable housing

Female, DTS, US born, 65+, Less than one year, Encinitas, English

Question: Thinking specifically, why would you vote yes, in favor of amending the City's Housing Element?
Answer: for the mix used affordable housing unit that will be available

Male, Democratic, US born, 65+, Up to 10 years, Encinitas, English

Question: Thinking specifically, why would you vote yes, in favor of amending the City's Housing Element?
Answer: just basically because I don't want it turned into another los Angeles

Male, DTS, US born, 35-54, Less than one year, Cardiff By The Sea, English

Question: Thinking specifically, why would you vote yes, in favor of amending the City's Housing Element?
Answer: Because it is the right thing to do and if we don't do it the city will be punished

Female, Democratic, US born, 65+, More than 20 years, Cardiff By The Sea, English

Question: Thinking specifically, why would you vote yes, in favor of amending the City's Housing Element?
Answer: because I think we need to keep it looking not too urban but affordable

Male, Democratic, US born, 35-54, Less than one year, Encinitas, English

Question: Thinking specifically, why would you vote yes, in favor of amending the City's Housing Element?
Answer: we need more affordable houses and to do that higher density development is necessary and mix used

Female, Democratic, US born, 35-54, Less than one year, Encinitas, English

Question: Thinking specifically, why would you vote yes, in favor of amending the City's Housing Element?
Answer: legally required

Female, Democratic, US born, 18-34, Less than one year, Encinitas, English

Question: Thinking specifically, why would you vote yes, in favor of amending the City's Housing Element?
Answer: make housing more affordable so that young families do not have to move elsewhere

Female, Democratic, US born, 55-64, More than 20 years, Encinitas, English

Question: Thinking specifically, why would you vote yes, in favor of amending the City's Housing Element?
Answer: reasonable approach

Male, Republican, US born, 35-54, Up to 20 years, Encinitas, English

Question: Thinking specifically, why would you vote yes, in favor of amending the City's Housing Element?
Answer: Its the right thing to do

Male, DTS, US born, 65+, Up to 20 years, Cardiff By The Sea, English

Question: Thinking specifically, why would you vote yes, in favor of amending the City's Housing Element?
Answer: vague bias information

Female, Democratic, US born, 35-54, Up to 5 years, Cardiff By The Sea, English

Question: Thinking specifically, why would you vote yes, in favor of amending the City's Housing Element?
Answer: just to make more affordable housing for college student

Male, DTS, US born, 18-34, Less than one year, Encinitas, English

Question: Thinking specifically, why would you vote yes, in favor of amending the City's Housing Element?
Answer: yes

Male, Democratic, US born, 18-34, Less than one year, Encinitas, English

Question: Thinking specifically, why would you vote yes, in favor of amending the City's Housing Element?
Answer: because the city of Encitas don't come up with something then they can not put a say in it

Female, Unknown, US born, 55-64, Up to 10 years, Encinitas, English

Question: Thinking specifically, why would you vote yes, in favor of amending the City's Housing Element?
Answer: because they bring better business

Female, Republican, US born, 65+, More than 20 years, Encinitas, English

Question: Thinking specifically, why would you vote yes, in favor of amending the City's Housing Element?
Answer: housing is not affordable for the people of this city

Male, Republican, US born, 35-54, Up to 10 years, Encinitas, English

Question: Thinking specifically, why would you vote yes, in favor of amending the City's Housing Element?
Answer: it will be a violation of state law

Unknown, DTS, US born, 18-34, Less than one year, Encinitas, English

Question: Thinking specifically, why would you vote yes, in favor of amending the City's Housing Element?
Answer: we're looking for a positive future

Male, DTS, Birthplace unknown, 35-54, Up to 5 years, Cardiff By The Sea, English

Question: Thinking specifically, why would you vote yes, in favor of amending the City's Housing Element?
Answer: so that the city doesn't get penalized and for cost purposes

Male, Republican, US born, 65+, Up to 10 years, Encinitas, English

Question: Thinking specifically, why would you vote yes, in favor of amending the City's Housing Element?
Answer: Because just to satisfy the mandate but still needs specific details of the plans, I feel it's crucial that any new development includes more pedestrian access for the entire neighborhood

Male, DTS, US born, 35-54, Up to 20 years, Encinitas, English

Question: Thinking specifically, why would you vote yes, in favor of amending the City's Housing Element?
Answer: I THINK THAT A CROSS-SECTION OF PEOPLE SHOULD BE ABLE TOO TO LIVE IN Encitas

Male, Unknown, US born, 35-54, Up to 5 years, Encinitas, English

Question: Thinking specifically, why would you vote yes, in favor of amending the City's Housing Element?
Answer: allow wealthy to live in Encitas

Female, Democratic, US born, 55-64, More than 20 years, Encinitas, English

Question: Thinking specifically, why would you vote yes, in favor of amending the City's Housing Element?
Answer: WE HAVE DESCRIBE

Male, Unknown, Foreign born, 35-54, Up to 5 years, Cardiff By The Sea, English

Question: Thinking specifically, why would you vote yes, in favor of amending the City's Housing Element?
Answer: it concerns the state law, it's time to follow the law to refrain from having fines

Female, DTS, US born, 35-54, Up to 20 years, Encinitas, English

Question: Thinking specifically, why would you vote yes, in favor of amending the City's Housing Element?
Answer: because it needs more affordable housing

Male, Democratic, US born, 55-64, Up to 10 years, Encinitas, English

Question: Thinking specifically, why would you vote yes, in favor of amending the City's Housing Element?
Answer: because I don't think we really have a choice at all

Male, Republican, US born, 65+, More than 20 years, Encinitas, English

Question: Thinking specifically, why would you vote yes, in favor of amending the City's Housing Element?
Answer: I think there more housing available

Male, Republican, US born, 18-34, Up to 10 years, Encinitas, English

Question: Thinking specifically, why would you vote yes, in favor of amending the City's Housing Element?
Answer: it seems a lot a good point in the problem the is needed such as housing and zoning laws

Female, Democratic, US born, 18-34, Less than one year, Encinitas, English

Question: Thinking specifically, why would you vote yes, in favor of amending the City's Housing Element?
Answer: We need more housing

Male, Republican, US born, 35-54, Up to 5 years, Encinitas, English

Question: Thinking specifically, why would you vote yes, in favor of amending the City's Housing Element?
Answer: its sounds like a positive approach to development with a open mindedness for change

Male, Republican, US born, 35-54, Up to 10 years, Encinitas, English

Question: Thinking specifically, why would you vote yes, in favor of amending the City's Housing Element?
Answer: I agree that it is getting to the point the price is getting high, that is unfair

Male, Republican, US born, 65+, Up to 10 years, Encinitas, English

Question: Thinking specifically, why would you vote yes, in favor of amending the City's Housing Element?
Answer: it give us opportunity to choose which part we want in the future instead of sacrament choosing the path we have

Female, Republican, US born, 55-64, Less than one year, Encinitas, English

Question: Thinking specifically, why would you vote yes, in favor of amending the City's Housing Element?
Answer: just seems to make the most sense

Male, DTS, US born, 35-54, Up to 20 years, Encinitas, English

Question: Thinking specifically, why would you vote yes, in favor of amending the City's Housing Element?
Answer: because I want to keep the charm I want to keep that alive and well and the environment

Female, Democratic, US born, 35-54, Less than one year, Encinitas, English

Question: Thinking specifically, why would you vote yes, in favor of amending the City's Housing Element?
Answer: because the city should follow the laws

Female, Republican, US born, 35-54, Up to 20 years, Encinitas, English

Question: Thinking specifically, why would you vote yes, in favor of amending the City's Housing Element?
Answer: needs to be with compliance with the rules of California

Male, Democratic, US born, 35-54, Up to 10 years, Encinitas, English

Question: Thinking specifically, why would you vote yes, in favor of amending the City's Housing Element?
Answer: to provide better options for our next generation of residents

Female, Republican, US born, 35-54, Up to 10 years, Encinitas, English

Question: Thinking specifically, why would you vote yes, in favor of amending the City's Housing Element?
Answer: To enable more housing

Female, Democratic, US born, 55-64, Up to 5 years, Encinitas, English

Question: Thinking specifically, why would you vote yes, in favor of amending the City's Housing Element?
Answer: to create more housing for first time home buyers family

Female, Democratic, US born, 18-34, Less than one year, Encinitas, English

Question: Thinking specifically, why would you vote yes, in favor of amending the City's Housing Element?
Answer: Required by state law and opportunity to create affordable housing

Female, Democratic, US born, 18-34, Less than one year, Encinitas, English

Question: Thinking specifically, why would you vote yes, in favor of amending the City's Housing Element?
Answer: it would bring the compliance to the government

Male, Democratic, US born, 18-34, Up to 5 years, Encinitas, English

Question: Thinking specifically, why would you vote yes, in favor of amending the City's Housing Element?
Answer: because young families and residents will have the ability to afford to live in the city

Male, Democratic, US born, 35-54, Less than one year, Encinitas, English

Question: Thinking specifically, why would you vote yes, in favor of amending the City's Housing Element?
Answer: we need to comply with laws

Female, Democratic, Birthplace unknown, 55-64, Less than one year, Encinitas, English

Question: Thinking specifically, why would you vote yes, in favor of amending the City's Housing Element?
Answer: super expensive to live in Encinitas

Female, Democratic, Foreign born, 35-54, Up to 10 years, Encinitas, English

Question: Thinking specifically, why would you vote yes, in favor of amending the City's Housing Element?
Answer: housing should be made available to all classes, young families and low income families will be able to afford living in the community

Female, Democratic, Foreign born, 55-64, Less than one year, Encinitas, English

Question: Thinking specifically, why would you vote yes, in favor of amending the City's Housing Element?
Answer: I would have to go to a city council meeting and listen to both sides in detail before I can say

Male, DTS, US born, 35-54, Up to 5 years, Encinitas, English

Question: Thinking specifically, why would you vote yes, in favor of amending the City's Housing Element?
Answer: to lower the cost of housing

Female, DTS, US born, 35-54, Up to 10 years, Encinitas, English

Question: Thinking specifically, why would you vote yes, in favor of amending the City's Housing Element?
Answer: The population is growing and the need for housing is growing, if we don't add more housing the existing housing will go up in price and only the rich people will buy it

Male, DTS, US born, 18-34, Up to 5 years, Encinitas, English

Question: Thinking specifically, why would you vote yes, in favor of amending the City's Housing Element?
Answer: I think it's good for the city

Female, Democratic, US born, 35-54, Up to 5 years, Encinitas, English

Question: Thinking specifically, why would you vote yes, in favor of amending the City's Housing Element?
Answer: because the need is there

Male, Democratic, US born, 65+, Up to 10 years, Encinitas, English

Question: Thinking specifically, why would you vote yes, in favor of amending the City's Housing Element?
Answer: to me it seems to do more good to people who cannot afford

Male, Democratic, US born, 18-34, Less than one year, Encinitas, English

Question: Thinking specifically, why would you vote yes, in favor of amending the City's Housing Element?
Answer: where not in compliance for government funding

Male, Democratic, Birthplace unknown, 18-34, Less than one year, Encinitas, English

Question: Thinking specifically, why would you vote yes, in favor of amending the City's Housing Element?
Answer: because it's a state law that you have to be in compliance, and it's a consequence if not

Female, Democratic, US born, 65+, Up to 20 years, Encinitas, English

Question: Thinking specifically, why would you vote yes, in favor of amending the City's Housing Element?

Answer: it seems like the next step is necessary

Female, Democratic, US born, 65+, Up to 5 years, Encinitas, English

Question: Thinking specifically, why would you vote yes, in favor of amending the City's Housing Element?

Answer: just everything I've already said, it's more about the future of the city and where it's going, it's great right now but these young kids in school are not going to be able to afford here we are losing the younger generation and it's unfortunate it's become too costly to live here, it's all about the housing

Female, Republican, US born, 55-64, Up to 20 years, Encinitas, English

Question: Thinking specifically, why would you vote yes, in favor of amending the City's Housing Element?

Answer: because I think it would be a healthier and more vibrant city

Female, Republican, US born, 65+, More than 20 years, Encinitas, English

Question: Thinking specifically, why would you vote yes, in favor of amending the City's Housing Element?

Answer: still need more information

Male, DTS, US born, 18-34, Up to 10 years, Encinitas, English

Question: Thinking specifically, why would you vote yes, in favor of amending the City's Housing Element?

Answer: because we need all types of housing

Female, Republican, US born, 18-34, Less than one year, Encinitas, English

Question: Thinking specifically, why would you vote yes, in favor of amending the City's Housing Element?

Answer: to control our own zoning and to stay within the state law

Male, DTS, US born, 35-54, Up to 20 years, Encinitas, English

Question: Thinking specifically, why would you vote yes, in favor of amending the City's Housing Element?

Answer: more options, keep the city more original

Male, Republican, US born, 35-54, More than 20 years, Encinitas, English

Question: Thinking specifically, why would you vote yes, in favor of amending the City's Housing Element?

Answer: so that people from here has the better chance to find a new home here

Male, Unknown, US born, 18-34, Up to 5 years, Encinitas, English

Question: Thinking specifically, why would you vote yes, in favor of amending the City's Housing Element?

Answer: I want more people to live here and be able to afford it

Male, DTS, US born, 18-34, Up to 10 years, Encinitas, English

Question: Thinking specifically, why would you vote yes, in favor of amending the City's Housing Element?

Answer: because I like Thomas interpretation which says allowing first buyer to buy

Female, Democratic, US born, 55-64, More than 20 years, Cardiff By The Sea, English

Question: Thinking specifically, why would you vote yes, in favor of amending the City's Housing Element?

Answer: So that young professionals can move here and young families can make life in Encinitas, And college students can afford to live in Encinitas

Male, Republican, Foreign born, 65+, More than 20 years, Encinitas, English

Question: Thinking specifically, why would you vote yes, in favor of amending the City's Housing Element?

Answer: to make it more affordable

Female, Democratic, Birthplace unknown, 18-34, Up to 5 years, Encinitas, English

Question: Thinking specifically, why would you vote yes, in favor of amending the City's Housing Element?

Answer: Compliance with the state requirement

Male, DTS, US born, 65+, Up to 20 years, Encinitas, English

Question: Thinking specifically, why would you vote yes, in favor of amending the City's Housing Element?

Answer: for the same reason, Prices should go down for more options

Female, Democratic, US born, 18-34, Less than one year, Encinitas, English

Question: Thinking specifically, why would you vote yes, in favor of amending the City's Housing Element?

Answer: because I believe the city needs more affordable housing

Female, Republican, US born, 55-64, Up to 20 years, Encinitas, English

Question: Thinking specifically, why would you vote yes, in favor of amending the City's Housing Element?

Answer: I guess I would have to trust it would be done in such a way we don't want incidents that is out of touch

Female, Democratic, US born, 35-54, Up to 10 years, Encinitas, English

Question: Thinking specifically, why would you vote yes, in favor of amending the City's Housing Element?

Answer: I think it's necessary

Male, Democratic, US born, 65+, Up to 20 years, Encinitas, English

Question: Thinking specifically, why would you vote yes, in favor of amending the City's Housing Element?

Answer: Because we need more housing that is affordable

Male, DTS, US born, 65+, Up to 20 years, Cardiff By The Sea, English

Question: Thinking specifically, why would you vote yes, in favor of amending the City's Housing Element?

Answer: just because there is a need for more affordable housing because the cost of living to continue to go up

Female, DTS, US born, 55-64, Up to 5 years, Cardiff By The Sea, English

Question: Thinking specifically, why would you vote yes, in favor of amending the City's Housing Element?

Answer: because it's something we need to do and proposal is responsible

Female, Republican, US born, 35-54, Up to 10 years, Encinitas, English

Question: Thinking specifically, why would you vote yes, in favor of amending the City's Housing Element?

Answer: need a plan in the state

Male, Democratic, US born, 55-64, Up to 20 years, Cardiff By The Sea, English

Question: Thinking specifically, why would you vote yes, in favor of amending the City's Housing Element?

Answer: it sounds the best thing - we need to be in compliant

Female, Democratic, US born, 65+, More than 20 years, Encinitas, English

Question: Thinking specifically, why would you vote yes, in favor of amending the City's Housing Element?

Answer: don't want to be penalized by the state

Female, Democratic, US born, 65+, More than 20 years, Encinitas, English

Question: Thinking specifically, why would you vote yes, in favor of amending the City's Housing Element?

Answer: the community will become a home for everyone by having available and affordable housing

Female, Democratic, Foreign born, 55-64, Up to 20 years, Encinitas, English

Question: Thinking specifically, why would you vote yes, in favor of amending the City's Housing Element?

Answer: yes because it is a law

Female, Unknown, US born, 35-54, Up to 20 years, Encinitas, English

Question: Thinking specifically, why would you vote yes, in favor of amending the City's Housing Element?

Answer: the changes has to be made

Female, Republican, US born, 65+, Up to 20 years, Encinitas, English

Question: Thinking specifically, why would you vote yes, in favor of amending the City's Housing Element?

Answer: renting for 9 years, young family, my children are schooling and makes me sad the we can no longer stay here

Female, DTS, US born, 65+, Up to 5 years, Encinitas, English

Question: Thinking specifically, why would you vote yes, in favor of amending the City's Housing Element?

Answer: because we need it

Male, Republican, US born, 65+, More than 20 years, Encinitas, English

Question: Thinking specifically, why would you vote yes, in favor of amending the City's Housing Element?

Answer: Once again, if it's the city need and if it improves the quality of life and access to the community as well

Female, Republican, US born, 35-54, Less than one year, Encinitas, English

Question: Thinking specifically, why would you vote yes, in favor of amending the City's Housing Element?

Answer: because people need this to afford to live in Encitas

Male, DTS, US born, 55-64, Up to 10 years, Encinitas, English

Question: Thinking specifically, why would you vote yes, in favor of amending the City's Housing Element?

Answer: should be available for young families.. not just the rich

Female, Republican, US born, 35-54, Up to 10 years, Cardiff By The Sea, English

Question: Thinking specifically, why would you vote yes, in favor of amending the City's Housing Element?

Answer: It is the law

Male, DTS, US born, 35-54, Up to 20 years, Encinitas, English

Question: Thinking specifically, why would you vote yes, in favor of amending the City's Housing Element?

Answer: no option

Male, Republican, US born, 55-64, More than 20 years, Encinitas, English

Question: Thinking specifically, why would you vote yes, in favor of amending the City's Housing Element?

Answer: Buying and renting houses will now be easier to afford and prices will be more reasonable

Female, Republican, US born, 55-64, Up to 20 years, Encinitas, English

Question: Thinking specifically, why would you vote yes, in favor of amending the City's Housing Element?

Answer: It's state law, the city has to abide by the law

Female, DTS, US born, 55-64, Up to 20 years, Encinitas, English

Question: Thinking specifically, why would you vote yes, in favor of amending the City's Housing Element?

Answer: It's state law and the city will finally be taking care of the poor and homeless

Female, DTS, Foreign born, 55-64, Up to 10 years, Encinitas, English

Question: Thinking specifically, why would you vote yes, in favor of amending the City's Housing Element?

Answer: The only city who doesn't have this and it is the law

Female, DTS, US born, 55-64, Up to 20 years, Encinitas, English

Question: Thinking specifically, why would you vote yes, in favor of amending the City's Housing Element?

Answer: the housing prices in our community need to be more affordable

Female, DTS, US born, 55-64, Up to 10 years, Encinitas, English

Question: Thinking specifically, why would you vote yes, in favor of amending the City's Housing Element?

Answer: the state requires it

Female, DTS, US born, 55-64, More than 20 years, Encinitas, English

Question: Thinking specifically, why would you vote yes, in favor of amending the City's Housing Element?

Answer: it will be easier for everyone to afford a home with the income they make

Female, DTS, US born, 35-54, Up to 10 years, Encinitas, English

Question: Thinking specifically, why would you vote yes, in favor of amending the City's Housing Element?

Answer: there will be homes at all prices for everyone

Female, DTS, US born, 35-54, Up to 20 years, Encinitas, English

Question: Thinking specifically, why would you vote yes, in favor of amending the City's Housing Element?

Answer: For one, the city clearly needs a new project otherwise we will be penalized and this new project will benefit the ones who need it the most.

Female, Republican, US born, 35-54, Up to 20 years, Encinitas, English

Question: Thinking specifically, why would you vote yes, in favor of amending the City's Housing Element?

Answer: the state requires it

Female, Republican, US born, 55-64, More than 20 years, Encinitas, English

Question: Thinking specifically, why would you vote yes, in favor of amending the City's Housing Element?

Answer: homeless people deserve to have homes they can afford

Female, Republican, US born, 35-54, Up to 20 years, Encinitas, English

Question: Thinking specifically, why would you vote yes, in favor of amending the City's Housing Element?

Answer: city's job to make sure the people in their community can afford homes

Female, Republican, US born, 35-54, Up to 20 years, Encinitas, English

Question: Thinking specifically, why would you vote yes, in favor of amending the City's Housing Element?

Answer: Like I said before, the city's homeless people and young people need it.

Female, Republican, US born, 55-64, More than 20 years, Encinitas, English

Question: Thinking specifically, why would you vote yes, in favor of amending the City's Housing Element?

Answer: Just seems like the smart thing to do

Female, Republican, US born, 55-64, Up to 20 years, Encinitas, English

Question: Thinking specifically, why would you vote yes, in favor of amending the City's Housing Element?

Answer: ME AND ALONG WITH SO MANY OTHERS NEED THIS FOR OUR FUTURE

Male, Republican, US born, 35-54, Up to 20 years, Encinitas, Spanish

Question: Thinking specifically, why would you vote yes, in favor of amending the City's Housing Element?

Answer: LIKE I SAID BEFORE WE NEED THIS FOR EVERYONE, THE HOMELESS, THE NEWLY WEDS, THE GRADUATES, THE FIRST TIME BUYERS, EVERYONE BENEFITS FROM THIS

Male, Republican, US born, 18-34, Up to 20 years, Encinitas, Spanish

Question: Thinking specifically, why would you vote yes, in favor of amending the City's Housing Element?

Answer: There isn't enough affordable housing

VERBATIM RESPONSES

QUESTION 31



City of Encinitas - Likely Voter Survey

VERBATIM RESPONSES: Q31

Female, Democratic, US born, 55-64, More than 20 years, Cardiff By The Sea, English

Question: Thinking specifically, why would you vote no, against amending the City's Housing Element?

Answer: not sure

Male, Democratic, US born, 65+, Up to 5 years, Encinitas, English

Question: Thinking specifically, why would you vote no, against amending the City's Housing Element?

Answer: I don't think it's necessary, they can work on other things

Male, Republican, US born, 55-64, More than 20 years, Encinitas, English

Question: Thinking specifically, why would you vote no, against amending the City's Housing Element?

Answer: it should be an open market

Male, DTS, US born, 18-34, Less than one year, Cardiff By The Sea, English

Question: Thinking specifically, why would you vote no, against amending the City's Housing Element?

Answer: over populated

Male, Democratic, US born, 55-64, More than 20 years, Encinitas, English

Question: Thinking specifically, why would you vote no, against amending the City's Housing Element?

Answer: because I do not want density to be increased and it would affect the quality of life

Male, Republican, US born, 35-54, Up to 20 years, Encinitas, English

Question: Thinking specifically, why would you vote no, against amending the City's Housing Element?

Answer: I think they have enough problem they don't need to get into that right now

Female, Democratic, US born, 35-54, Up to 20 years, Encinitas, English

Question: Thinking specifically, why would you vote no, against amending the City's Housing Element?

Answer: because the reason they are using to amend it is a lie we need to preserve of lands and open space we do not need no more housing and traffics

Female, Democratic, US born, 65+, More than 20 years, Encinitas, English

Question: Thinking specifically, why would you vote no, against amending the City's Housing Element?

Answer: overcrowding and expensive housing and water shortage

Male, Republican, US born, 35-54, Up to 10 years, Encinitas, English

Question: Thinking specifically, why would you vote no, against amending the City's Housing Element?

Answer: There's enough housing and traffic in Encinitas

Female, Democratic, US born, 65+, Up to 20 years, Cardiff By The Sea, English

Question: Thinking specifically, why would you vote no, against amending the City's Housing Element?

Answer: because they are trying cram too many houses into one place and it will destroy the environment and ruin the character of the city

Male, DTS, US born, 55-64, Up to 20 years, Encinitas, English

Question: Thinking specifically, why would you vote no, against amending the City's Housing Element?

Answer: JUST A GENERAL FEELING

Female, Democratic, US born, 65+, Up to 10 years, Encinitas, English

Question: Thinking specifically, why would you vote no, against amending the City's Housing Element?

Answer: I just don't want that it's overcrowding and unnecessary

Male, Unknown, Birthplace unknown, 35-54, Up to 5 years, Cardiff By The Sea, English

Question: Thinking specifically, why would you vote no, against amending the City's Housing Element?

Answer: because I currently think that Encinitas is a beautiful place to live

Female, Democratic, US born, 55-64, Less than one year, Encinitas, English

Question: Thinking specifically, why would you vote no, against amending the City's Housing Element?

Answer: its fine the way it is, we have enough building here and we have all level of affordability in the housing

Male, DTS, US born, 55-64, Up to 5 years, Cardiff By The Sea, English

Question: Thinking specifically, why would you vote no, against amending the City's Housing Element?

Answer: interest will be a problem

Male, Democratic, US born, 65+, Up to 20 years, Encinitas, English

Question: Thinking specifically, why would you vote no, against amending the City's Housing Element?

Answer: they would just put in something that is worse than what it is now, city council does have good ideas

Male, Republican, US born, 65+, More than 20 years, Encinitas, English

Question: Thinking specifically, why would you vote no, against amending the City's Housing Element?

Answer: because I don't believe the city would maintain the current character of the high rising building and the cityscape

Male, DTS, US born, 35-54, Up to 10 years, Encinitas, English

Question: Thinking specifically, why would you vote no, against amending the City's Housing Element?

Answer: Encinitas will be over-crowded

Female, DTS, US born, 35-54, Less than one year, Encinitas, English

Question: Thinking specifically, why would you vote no, against amending the City's Housing Element?

Answer: too much development

Unknown, Republican, US born, 65+, More than 20 years, Encinitas, English

Question: Thinking specifically, why would you vote no, against amending the City's Housing Element?

Answer: I don't know

Male, Democratic, US born, 18-34, Up to 10 years, Cardiff By The Sea, English

Question: Thinking specifically, why would you vote no, against amending the City's Housing Element?

Answer: housing prices will not drop, it is a lie, we'll only be more crowded

Female, Democratic, US born, 55-64, Up to 10 years, Cardiff By The Sea, English

Question: Thinking specifically, why would you vote no, against amending the City's Housing Element?

Answer: it result in competition for housing

Female, Democratic, Foreign born, 35-54, Less than one year, Encinitas, English

Question: Thinking specifically, why would you vote no, against amending the City's Housing Element?

Answer: Because I don't trust the city council to do what's right to preserve our neighborhoods

Male, Republican, US born, 65+, Up to 5 years, Encinitas, English

Question: Thinking specifically, why would you vote no, against amending the City's Housing Element?

Answer: I think we should leave it has it is

Male, Democratic, Foreign born, 55-64, Up to 10 years, Cardiff By The Sea, English

Question: Thinking specifically, why would you vote no, against amending the City's Housing Element?

Answer: it would cause traffic and congestion and the city would lose it's charm

Male, Democratic, US born, 65+, More than 20 years, Encinitas, English

Question: Thinking specifically, why would you vote no, against amending the City's Housing Element?

Answer: need more compact housing

Female, Democratic, US born, 65+, Up to 20 years, Encinitas, English

Question: Thinking specifically, why would you vote no, against amending the City's Housing Element?
Answer: I like our landscape

Male, Democratic, Foreign born, 18-34, Less than one year, Encinitas, English

Question: Thinking specifically, why would you vote no, against amending the City's Housing Element?
Answer: already crowded enough

Male, Democratic, US born, 18-34, Less than one year, Encinitas, English

Question: Thinking specifically, why would you vote no, against amending the City's Housing Element?
Answer: I would vote no

Male, Republican, US born, 65+, Up to 20 years, Encinitas, English

Question: Thinking specifically, why would you vote no, against amending the City's Housing Element?
Answer: the city is busy and traffic enough

Female, Republican, US born, 55-64, More than 20 years, Encinitas, English

Question: Thinking specifically, why would you vote no, against amending the City's Housing Element?
Answer: its been high jack by full gross people and it has to stop growing at some point

Male, DTS, US born, 18-34, Less than one year, Encinitas, English

Question: Thinking specifically, why would you vote no, against amending the City's Housing Element?
Answer: Just don't want developers to come in and build new house especially by the oceans

Male, DTS, US born, 65+, Up to 10 years, Encinitas, English

Question: Thinking specifically, why would you vote no, against amending the City's Housing Element?
Answer: TOO MANY PEOPLE

Female, Democratic, US born, 18-34, Less than one year, Cardiff By The Sea, English

Question: Thinking specifically, why would you vote no, against amending the City's Housing Element?
Answer: because the structure is already build out and forcing more housing would change the way thing are

Female, Unknown, US born, 35-54, Up to 5 years, Encinitas, English

Question: Thinking specifically, why would you vote no, against amending the City's Housing Element?
Answer: I would like the Encitas at low density

Female, DTS, US born, 35-54, Up to 10 years, Encinitas, English

Question: Thinking specifically, why would you vote no, against amending the City's Housing Element?
Answer: too much crowding

Female, DTS, US born, 18-34, Less than one year, Encinitas, English

Question: Thinking specifically, why would you vote no, against amending the City's Housing Element?
Answer: I like it the way it is

Male, DTS, US born, 55-64, Up to 20 years, Encinitas, English

Question: Thinking specifically, why would you vote no, against amending the City's Housing Element?
Answer: because Encitas is already so crowded

Female, Republican, US born, 65+, Up to 10 years, Encinitas, English

Question: Thinking specifically, why would you vote no, against amending the City's Housing Element?
Answer: so crowded already

Female, Republican, US born, 35-54, Up to 20 years, Cardiff By The Sea, English

Question: Thinking specifically, why would you vote no, against amending the City's Housing Element?
Answer: because I don't want anymore housing in Encitas

Male, Republican, US born, 18-34, Less than one year, Encinitas, English

Question: Thinking specifically, why would you vote no, against amending the City's Housing Element?
Answer: Because it is being presented dishonest and deceptive

Female, DTS, US born, 35-54, Up to 10 years, Cardiff By The Sea, English

Question: Thinking specifically, why would you vote no, against amending the City's Housing Element?
Answer: I vote no at this point

Female, Republican, US born, 65+, More than 20 years, Encinitas, English

Question: Thinking specifically, why would you vote no, against amending the City's Housing Element?
Answer: No more place to build buildings or places

Male, DTS, Birthplace unknown, 65+, More than 20 years, Encinitas, English

Question: Thinking specifically, why would you vote no, against amending the City's Housing Element?
Answer: I think it will ruin the city that I love

Male, Republican, US born, 55-64, Less than one year, Encinitas, English

Question: Thinking specifically, why would you vote no, against amending the City's Housing Element?
Answer: because it's not restricted to certain areas

Female, Democratic, US born, 35-54, Up to 10 years, Encinitas, English

Question: Thinking specifically, why would you vote no, against amending the City's Housing Element?
Answer: too many houses here already

Male, Republican, US born, 18-34, More than 20 years, Encinitas, English

Question: Thinking specifically, why would you vote no, against amending the City's Housing Element?
Answer: can't vote yes or no with out proper info

Male, Democratic, US born, 65+, More than 20 years, Cardiff By The Sea, English

Question: Thinking specifically, why would you vote no, against amending the City's Housing Element?
Answer: would be ruined with multi-family attachment

Male, Democratic, US born, 65+, Up to 5 years, Encinitas, English

Question: Thinking specifically, why would you vote no, against amending the City's Housing Element?
Answer: because I don't trust the government

Female, Republican, US born, 55-64, Up to 20 years, Encinitas, English

Question: Thinking specifically, why would you vote no, against amending the City's Housing Element?
Answer: Because it will put most of the control from the private sector

Male, Republican, US born, 65+, More than 20 years, Encinitas, English

Question: Thinking specifically, why would you vote no, against amending the City's Housing Element?
Answer: for the same reason Anderson gave

Female, Democratic, US born, 55-64, Up to 5 years, Encinitas, English

Question: Thinking specifically, why would you vote no, against amending the City's Housing Element?
Answer: no more future growth

Male, Republican, US born, 35-54, Up to 10 years, Encinitas, English

Question: Thinking specifically, why would you vote no, against amending the City's Housing Element?
Answer: because it will be over crowded

Female, DTS, US born, 35-54, Less than one year, Encinitas, English

Question: Thinking specifically, why would you vote no, against amending the City's Housing Element?
Answer: its an up zoning project with no guarantee of any low income housing being produced

Male, Unknown, US born, 65+, Up to 10 years, Cardiff By The Sea, English

Question: Thinking specifically, why would you vote no, against amending the City's Housing Element?

Answer: city is already too full

Female, Democratic, US born, 65+, More than 20 years, Cardiff By The Sea, English

Question: Thinking specifically, why would you vote no, against amending the City's Housing Element?

Answer: everything is bias in favor

Male, Republican, US born, 65+, Up to 20 years, Encinitas, English

Question: Thinking specifically, why would you vote no, against amending the City's Housing Element?

Answer: we're already crowded and we need to preserve our land

Female, Democratic, Birthplace unknown, 55-64, More than 20 years, Encinitas, English

Question: Thinking specifically, why would you vote no, against amending the City's Housing Element?

Answer: go back to statement made by smith and Anderson the same thing we were ask to vote for that he not being tell the truth to lead me to

Male, Unknown, US born, 35-54, Up to 20 years, Encinitas, English

Question: Thinking specifically, why would you vote no, against amending the City's Housing Element?

Answer: I vote no

Female, Republican, US born, 18-34, Less than one year, Encinitas, English

Question: Thinking specifically, why would you vote no, against amending the City's Housing Element?

Answer: because I like Encitas the way it is and I recent very much the state of California how to run businesses, this is our city and leave our city to run it alone, Encitas don't need anymore people

Female, Republican, US born, 65+, More than 20 years, Encinitas, English

Question: Thinking specifically, why would you vote no, against amending the City's Housing Element?

Answer: Because administrative process to take in place to by process this process by vote negate the value of expert specific case judgment

Female, Democratic, US born, 55-64, Up to 20 years, Encinitas, English

Question: Thinking specifically, why would you vote no, against amending the City's Housing Element?

Answer: because I think that despite the good intentions the result will be increasing of the density of people

Male, Unknown, US born, 35-54, Less than one year, Encinitas, English

Question: Thinking specifically, why would you vote no, against amending the City's Housing Element?

Answer: I just said it

Female, Democratic, US born, 35-54, Less than one year, Cardiff By The Sea, English

Question: Thinking specifically, why would you vote no, against amending the City's Housing Element?

Answer: Because any new development to the city in my opinion, will change it's character

Male, Democratic, US born, 18-34, Less than one year, Encinitas, English

Question: Thinking specifically, why would you vote no, against amending the City's Housing Element?

Answer: BECAUSE I DON'T WANT THEM TO CHANGE ANYTHING, THEY CAME AND PUT IN ROUNDABOUTS WHICH ARE SO STUPID

Male, Republican, US born, 35-54, Less than one year, Encinitas, English

Question: Thinking specifically, why would you vote no, against amending the City's Housing Element?

Answer: because they don't need more apartments and more traffic in the city

Female, Democratic, US born, 65+, Up to 5 years, Encinitas, English

Question: Thinking specifically, why would you vote no, against amending the City's Housing Element?

Answer: They say I'm going to build 1 million dollar homes, They are built low income places, why ruining Green Spaces

Female, Republican, US born, 55-64, Up to 20 years, Encinitas, English

Question: Thinking specifically, why would you vote no, against amending the City's Housing Element?

Answer: Because I don't want more people here

Male, Democratic, US born, 18-34, Up to 5 years, Encinitas, English

Question: Thinking specifically, why would you vote no, against amending the City's Housing Element?

Answer: because I'm afraid that I don't have enough information to make a knowledgeable decision so I would tend to vote not because I wouldn't want them to change it and it be a bad thing I'm concerned about the amount of housing or growth

Male, DTS, US born, 35-54, Up to 5 years, Encinitas, English

Question: Thinking specifically, why would you vote no, against amending the City's Housing Element?

Answer: There's a lot of reasons, we would be overcrowded, we would be expanded in the wrong direction

Female, Democratic, US born, 35-54, Up to 20 years, Cardiff By The Sea, English

Question: Thinking specifically, why would you vote no, against amending the City's Housing Element?

Answer: development would change the city too much

Female, DTS, Foreign born, 65+, Up to 10 years, Encinitas, English

Question: Thinking specifically, why would you vote no, against amending the City's Housing Element?

Answer: the developers it is giving them free reign to destroy the place

Female, DTS, US born, 35-54, Up to 10 years, Encinitas, English

Question: Thinking specifically, why would you vote no, against amending the City's Housing Element?

Answer: I don't want increased population at all and I don't want more development at all and we are already overpopulated as it is and distrust for the government

Female, Republican, US born, 35-54, Up to 10 years, Cardiff By The Sea, English

Question: Thinking specifically, why would you vote no, against amending the City's Housing Element?

Answer: because the exception of the comprehensive plan

Female, Democratic, US born, 65+, More than 20 years, Encinitas, English

Question: Thinking specifically, why would you vote no, against amending the City's Housing Element?

Answer: this sounds like it would change the character

Female, DTS, US born, 18-34, Less than one year, Encinitas, English

Question: Thinking specifically, why would you vote no, against amending the City's Housing Element?

Answer: I'm fighting to preserve the quality of life

Female, Democratic, US born, 65+, More than 20 years, Encinitas, English

Question: Thinking specifically, why would you vote no, against amending the City's Housing Element?

Answer: we're already too crowded, more housing will cause more issues

Female, Democratic, US born, 65+, Up to 10 years, Encinitas, English

Question: Thinking specifically, why would you vote no, against amending the City's Housing Element?

Answer: amending the element allows development, if all lands are taken, neighborhoods can be changed

Female, Republican, US born, 65+, Up to 5 years, Encinitas, English

Question: Thinking specifically, why would you vote no, against amending the City's Housing Element?

Answer: too crowded already

Male, Democratic, US born, 65+, More than 20 years, Encinitas, English

Question: Thinking specifically, why would you vote no, against amending the City's Housing Element?

Answer: the same Anderson says, it is an opportunity to shop high density housing in places it should be

Female, Republican, US born, 55-64, Up to 20 years, Encinitas, English

Question: Thinking specifically, why would you vote no, against amending the City's Housing Element?

Answer: I don't want more density

Male, DTS, Foreign born, 18-34, Less than one year, Encinitas, English

Question: Thinking specifically, why would you vote no, against amending the City's Housing Element?

Answer: tired of this amendments

Male, Republican, US born, 18-34, Less than one year, Cardiff By The Sea, English

Question: Thinking specifically, why would you vote no, against amending the City's Housing Element?

Answer: there isn't enough infrastructure or land to support new development

Male, Unknown, US born, 18-34, Up to 5 years, Encinitas, English

Question: Thinking specifically, why would you vote no, against amending the City's Housing Element?

Answer: mostly concern of the population and more crime

Female, DTS, US born, 18-34, Up to 5 years, Encinitas, English

Question: Thinking specifically, why would you vote no, against amending the City's Housing Element?

Answer: I think the housing element is fine the way it is

Male, DTS, US born, 65+, Up to 10 years, Cardiff By The Sea, English

Question: Thinking specifically, why would you vote no, against amending the City's Housing Element?

Answer: because Encitas is fully totally built out

Male, Republican, US born, 55-64, Up to 10 years, Encinitas, English

Question: Thinking specifically, why would you vote no, against amending the City's Housing Element?

Answer: because what they done already has ruined the character, need to clean the city hall, there are plenty of places they can live and can afford

Female, Republican, US born, 55-64, More than 20 years, Encinitas, English

Question: Thinking specifically, why would you vote no, against amending the City's Housing Element?

Answer: too crowded and already too many unused spaces

Female, Democratic, US born, 35-54, Up to 10 years, Cardiff By The Sea, English

Question: Thinking specifically, why would you vote no, against amending the City's Housing Element?

Answer: Traffic and congestion

Female, Democratic, US born, 65+, Up to 10 years, Encinitas, English

Question: Thinking specifically, why would you vote no, against amending the City's Housing Element?

Answer: not inclusive enough

Female, Republican, US born, 55-64, More than 20 years, Cardiff By The Sea, English

Question: Thinking specifically, why would you vote no, against amending the City's Housing Element?

Answer: same reason

Female, Democratic, US born, 55-64, More than 20 years, Encinitas, English

Question: Thinking specifically, why would you vote no, against amending the City's Housing Element?

Answer: it's a giveaway to outside developers and the city will have no control as to what goes on

Male, Republican, US born, 65+, More than 20 years, Encinitas, English

Question: Thinking specifically, why would you vote no, against amending the City's Housing Element?

Answer: because it's a fraud

Female, Democratic, US born, 35-54, Up to 10 years, Encinitas, English

Question: Thinking specifically, why would you vote no, against amending the City's Housing Element?

Answer: watched the city grow without much development and much more expensive development and expensive housing

Male, Democratic, US born, 55-64, More than 20 years, Encinitas, English

Question: Thinking specifically, why would you vote no, against amending the City's Housing Element?

Answer: I don't know why

Male, Democratic, US born, 65+, Up to 10 years, Cardiff By The Sea, English

Question: Thinking specifically, why would you vote no, against amending the City's Housing Element?

Answer: more traffic, higher prices on everything

Female, Republican, US born, 65+, Up to 5 years, Cardiff By The Sea, English

Question: Thinking specifically, why would you vote no, against amending the City's Housing Element?

Answer: I don't want it to be overcrowded

Male, Republican, US born, 65+, Up to 5 years, Encinitas, English

Question: Thinking specifically, why would you vote no, against amending the City's Housing Element?

Answer: I do not have enough information

Female, DTS, US born, 35-54, Up to 5 years, Cardiff By The Sea, English

Question: Thinking specifically, why would you vote no, against amending the City's Housing Element?

Answer: because it's essentially it just a way to pack, if you allow this it will talk another thousand of people and thousand of houses

Male, Republican, US born, 65+, Up to 20 years, Cardiff By The Sea, English

Question: Thinking specifically, why would you vote no, against amending the City's Housing Element?

Answer: if not the bigger building

Female, Unknown, US born, 65+, More than 20 years, Encinitas, English

Question: Thinking specifically, why would you vote no, against amending the City's Housing Element?

Answer: where are we going to build these homes, there is no room for more housing

Unknown, DTS, Foreign born, 35-54, Less than one year, Encinitas, English

Question: Thinking specifically, why would you vote no, against amending the City's Housing Element?

Answer: spend the money elsewhere, more important things needed

Female, Republican, US born, 35-54, Up to 10 years, Encinitas, English

Question: Thinking specifically, why would you vote no, against amending the City's Housing Element?

Answer: the current housing element are just fine

Male, DTS, US born, 55-64, Up to 10 years, Cardiff By The Sea, English

Question: Thinking specifically, why would you vote no, against amending the City's Housing Element?

Answer: still don't know

Male, Republican, US born, 35-54, Up to 5 years, Cardiff By The Sea, English

Question: Thinking specifically, why would you vote no, against amending the City's Housing Element?

Answer: I just don't think we need any new development in here

Male, Unknown, US born, 35-54, Up to 20 years, Encinitas, English

Question: Thinking specifically, why would you vote no, against amending the City's Housing Element?

Answer: it would give developers to come in and change Encinitas

Female, Republican, US born, 35-54, Up to 5 years, Cardiff By The Sea, English

Question: Thinking specifically, why would you vote no, against amending the City's Housing Element?

Answer: I don't want developers to over develop my city

Female, DTS, Foreign born, 35-54, Up to 10 years, Encinitas, Spanish

Question: Thinking specifically, why would you vote no, against amending the City's Housing Element?

Answer: there is just no room for this new development

Female, DTS, Foreign born, 35-54, Up to 10 years, Encinitas, Spanish

Question: Thinking specifically, why would you vote no, against amending the City's Housing Element?

Answer: City will be overcrowded

Female, DTS, US born, 55-64, More than 20 years, Encinitas, English

Question: Thinking specifically, why would you vote no, against amending the City's Housing Element?

Answer: put the money towards more important things!

Female, Republican, US born, 55-64, Less than one year, Encinitas, English

Question: Thinking specifically, why would you vote no, against amending the City's Housing Element?

Answer: there's simply no room for more development

Female, Republican, US born, 35-54, Up to 20 years, Encinitas, English

Question: Thinking specifically, why would you vote no, against amending the City's Housing Element?

Answer: The city should develop the infrastructure we already have in our city

Female, Republican, Foreign born, 55-64, Up to 5 years, Encinitas, English

Question: Thinking specifically, why would you vote no, against amending the City's Housing Element?

Answer: Traffic is a current problem we don't need to make it a bigger problem

Female, Republican, US born, 18-34, Up to 5 years, Encinitas, English

Question: Thinking specifically, why would you vote no, against amending the City's Housing Element?

Answer: i like it the way it is, i don't want to change the character what we have here, i don't want high density